

Pecyn Dogfen Gyhoeddus

Gareth Owens LL.B Barrister/Bargyfreithiwr
Chief Officer (Governance)
Prif Swyddog (Llywodraethu)



Swyddog Cyswllt:
Nicola Gittins 01352 702345
nicola.gittins@flintshire.gov.uk

At: Cyng Ian Roberts (Arweinydd)

Y Cynghorwyr: Sean Bibby, Chris Bithell, David Healey, Dave Hughes,
Paul Johnson, Christine Jones and Billy Mullin

Dydd Mercher, 16 Tachwedd 2022

Annwyl Gyngorydd,

RHYBUDD O GYFARFOD RHITHIOL
CABINET
DYDD MAWRTH, 22AIN TACHWEDD, 2022 10.00 AM

Yn gywir

Steven Goodrum
Rheolwr Gwasanaethau Democrataidd

Bydd y cyfarfod yn cael ei ffrydio'n fyw ar wefan y Cyngor. Bydd y ffrydio byw yn dod i ben pan fydd unrhyw eitemau cyfrinachol yn cael eu hystyried. Bydd recordiad o'r cyfarfod ar gael yn fuan ar ôl y cyfarfod ar <https://flintshire.publici.tv/core/portal/home>

Os oes gennych unrhyw ymholiadau, cysylltwch ag aelod o'r Tîm Gwasanaethau Democrataidd ar 01352 702345.

R H A G L E N

1 YMDDIHEURIADAU

Pwrpas: Derbyn unrhyw ymddiheuriadau.

2 DATGAN CYSYLLTIAD

Pwrpas: I dderbyn ddatganiad o gysylltiada chynghori's Aelodau yn unol a hynny.

3 COFNODION (Tudalennau 7 - 16)

Pwrpas: Cadarnhau cofnodion y cyfarfodydd ar 18 Hydref 2022.

YSTRID YR ADRODDIDAU CANLYNOL

ADRODDIAD GWEITHREDOL

4 STRATEGAETH ARIANNOL TYMOR CANOLIG A CHYLLIDEB 2023/24 (Tudalennau 17 - 26)

Adroddiad Prif Weithredwr, Rheolwr Cyllid Corfforaethol - Aelod Cabinet Cyllid, Cynhwysiant, Cymunedau Cryf gan gynnwys Gwerth Cymdeithasol a Chaffael

Pwrpas: Darparu diweddariad i'r gofyniad cyllideb ychwanegol ar gyfer blwyddyn ariannol 2023/24 cyn y cyfarfodydd Trosolwg a Chraffu penodol sydd i'w cynnal trwy gydol mis Rhagfyr a chyn derbyn y Setliad Dros Dro ar 14 Rhagfyr 2022.

5 STRATEGAETH GYFALAF, YN CYNWYS DANGOSYDDION DARBODUS 2023/24 - 2025/26 (Tudalennau 27 - 46)

Adroddiad Rheolwr Cyllid Corfforaethol - Aelod Cabinet Cyllid, Cynhwysiant, Cymunedau Cryf gan gynnwys Gwerth Cymdeithasol a Chaffael

Pwrpas: Cyflwyno'r Strategaeth Gyfalaf 2023/24 – 2025/26 i'w hargymell i'r Cyngor.

6 RHAGLEN GYFALAF 2023/24 – 2025/26 (Tudalennau 47 - 82)

Adroddiad Prif Weithredwr, Rheolwr Cyllid Corfforaethol, Rheolwr Corfforaethol, Rhaglen Gyfalaf ac Asedau - Aelod Cabinet Cyllid, Cynhwysiant, Cymunedau Cryf gan gynnwys Gwerth Cymdeithasol a Chaffael

Pwrpas: Cyflwyno Rhaglen Gyfalaf 2023/24 – 2025/26 i'w hargymell i'r Cyngor.

7 **DEDDF RHENTU CARTREFI (CYMRU) 2016** (Tudalennau 83 - 92)

Adroddiad Prif Swyddog (Tai ac Asedau) - Aelod Cabinet Tai ac Adfywio

Pwrpas: Amlinellu'r newidiadau arfaethedig i'r ffordd y mae landlordiaid yng Nghymru yn gosod eu heiddo, a fydd yn cael eu cyflwyno ar 1 Rhagfyr 2022.

ADRODDIADAU GWEITHREDOL

8 **MONITRO CYLLIDEB REFENIW 2022/23 (MIS 6)** (Tudalennau 93 - 116)

Adroddiad Rheolwr Cyllid Corfforaethol - Aelod Cabinet Cyllid, Cynhwysiant, Cymunedau Cryf gan gynnwys Gwerth Cymdeithasol a Chaffael

Pwrpas: Mae'r adroddiad misol rheolaidd hwn yn darparu'r wybodaeth ddiweddaraf am fonitro cyllideb refeniw 2022/23 Cronfa'r Cyngor a'r Cyfrif Refeniw Tai. Mae'r sefyllfa yn seiliedig ar incwm a gwariant gwirioneddol fel yr oedd hyd at Fis 6 a rhagamcan ymlaen i ddiwedd y flwyddyn.

9 **MONITRO RHAGLEN GYFALAF 2022/23 (MIS 6)** (Tudalennau 117 - 144)

Adroddiad Rheolwr Cyllid Corfforaethol - Aelod Cabinet Cyllid, Cynhwysiant, Cymunedau Cryf gan gynnwys Gwerth Cymdeithasol a Chaffael

Pwrpas: Darparu gwybodaeth am Raglen Gyfalaf Mis 6 ar gyfer 2022/23.

10 **SYLFAEN TRETH Y CYNGOR AR GYFER 2023/24** (Tudalennau 145 - 152)

Adroddiad Prif Swyddog (Llywodraethu) - Aelod Cabinet Llywodraethu a Gwasanaethau Corfforaethol gan gynnwys lechyd a Diogelwch ac Adnoddau Dynol

Pwrpas: Cymeradwyo Sylfaen Treth y Cyngor am flwyddyn ariannol 2023/24 fel rhan o broses gosod y gyllideb refeniw a gosod Treth y Cyngor ar gyfer y flwyddyn newydd.

11 **YMGYNGHORIAD AR DDIWYGIO ARDRETHI BUSNES** (Tudalennau 153 - 162)

Adroddiad Prif Swyddog (Llywodraethu) - Aelod Cabinet Llywodraethu a Gwasanaethau Corfforaethol gan gynnwys lechyd a Diogelwch ac Adnoddau Dynol

Pwrpas: Darparu gwybodaeth i'r Cabinet ynghylch ymgynghoriad gan Lywodraeth Cymru sy'n ceisio barn ar ddiwygio Ardrethi Busnes.

12 **CRONFA FFYNIANT BRO** (Tudalennau 163 - 172)

Adroddiad Prif Swyddog (Cynllunio, Amgylchedd ac Economi) - Aelod Cabinet Newid Hinsawdd a'r Economi

Pwrpas: Darparu'r wybodaeth ddiweddaraf i'r Cabinet am ddatblygiad y rhaglen a'r prosiectau a gofyn iddynt ddyrannu cyllid cyfalaf i fodloni'r gofynion ariannu cyfatebol a ddisgwylir gan Lywodraeth y DU.

13 **ADRODD ADRAN 6 BIOAMRYWIAETH** (Tudalennau 173 - 220)

Adroddiad Prif Swyddog (Cynllunio, Amgylchedd ac Economi) - Aelod Cabinet Newid Hinsawdd a'r Economi

Pwrpas: Diweddarau aelodau am y gwaith i sicrhau Cynllun Cyflawni Dyletswydd Bioamrywiaeth Adran 6 Deddf yr Amgylchedd er mwyn adrodd ar y camau a gymerir i Lywodraeth Cymru.

14 **Y GRONFA FFYNIANT GYFFREDIN** (Tudalennau 221 - 230)

Adroddiad Prif Swyddog (Cynllunio, Amgylchedd ac Economi) - Aelod Cabinet Newid Hinsawdd a'r Economi

Pwrpas: Darparu'r wybodaeth ddiweddaraf am ddatblygiad y rhaglen ac i geisio cymeradwyaeth ar gyfer y fframwaith blaenoriaethau a'r prosesau sydd eu hangen i roi'r rhaglen ar waith.

15 **LLYTHYR BLYNYDDOL 2021-22 OMBWDSMON GWASANAETHAU CYHOEDDUS CYMRU A CHWYNION A WNAED YN ERBYN GWASANAETHAU CYNGOR SIR Y FFLINT YN HANNER CYNTAF 2022-23 (EBRILL-MEDI 2022)** (Tudalennau 231 - 254)

Adroddiad Prif Swyddog (Llywodraethu) - Aelod Cabinet Llywodraethu a Gwasanaethau Corfforaethol gan gynnwys lechyd a Diogelwch ac Adnoddau Dynol

Pwrpas: Rhannu Llythyr Blynyddol 2021-22 Ombwdsmon Gwasanaethau Cyhoeddus Cymru. Mae'r adroddiad hefyd yn rhoi trosolwg o'r cwynion a dderbyniwyd gan bob portffolio o'r Cyngor rhwng y cyfnod 1 Ebrill – 30 Medi 2022.

16 **CROES ATTI 2** (Tudalennau 255 - 264)

Adroddiad Prif Swyddog (Gwasanaethau Cymdeithasol) - Dirprwy Arweinydd y Cyngor a'r Aelod Cabinet Gwasanaethau Cymdeithasol a Lles

Pwrpas: I roi diweddariad i'r Cabinet am gynnydd Cartref Gofal Preswyl Croes Atti, Y Fflint.

17 **YMARFER PWERAU DIRPRWEDIG** (Tudalennau 265 - 266)

Pwrpas: Darpau manulion y camau a gymerwyd o dan bewrau.

**RHAGLAN GWAITH I'R DYFODOL - Y CYNGOR SIR, CABINET,
PPWYLLGOR ARCHWILIO A'R WYLLGOR TROOLWG A CHRAFFU - ER
GWYBODAETH**

**DEDDF LLYWODRAETH LEOL (MYNEDIAD I WYBODAETH) 1985 -
YSTYRIED GWAHARDD Y WASG A'R CYHOEDD**

Mae'r eitem a ganlyn yn cael ei hystyried yn eitem eithriedig yn rhinwedd Paragraff(au) 14 Rhan 4 Atodiad 12A o Ddeddf Llywodraeth Leol 1972 (fel y cafodd ei diwygio)

Mae'r adroddiad yn cynnwys manylion contract arfaethedig ac mae budd y cyhoedd o gadw'r wybodaeth yn ôl yn drech na'r budd i'r cyhoedd o ddatgelu hyd nes y bydd y contract wedi'u dyfarnu.

18 **CONTRACT RHEOLI STORFEYDD** (Tudalennau 301 - 318)

Adroddiad Prif Swyddog (Tai ac Asedau) - Aelod Cabinet Tai ac Adfywio

Pwrpas: Cymeradwyo dyfarnu'r contract rheoli storfeydd drwy fframwaith deunyddiau Cymru gyfan ADRA.

Sylwch, efallai y bydd egwyl o 10 munud os yw'r cyfarfod yn para'n hirach na dwy awr.

Mae'r dudalen hon yn wag yn bwrpasol

Eitem ar gyfer y Rhaglen 3

CABINET 18 OCTOBER 2022

Minutes of the meeting of the Cabinet of Flintshire County Council held virtually via Zoom on Tuesday 18th October 2022.

PRESENT: Councillor Ian Roberts (Chair)

Councillors: Sean Bibby, Chris Bithell, Dave Healey, Dave Hughes, Paul Johnson, Christine Jones and Billy Mullin.

IN ATTENDANCE:

Chief Executive, Chief Officer (Governance), Chief Officer (Social Services), Chief Officer (Housing and Communities), Chief Officer (Planning, Environment and Economy), Corporate Finance Manager, Corporate Manager – Capital Programme and Assets, and Team Leader – Democratic Services.

APOLOGY:

Councillor Dave Hughes

Councillors Jones and Mullin provided verbal statements on the forthcoming national Safeguarding Weeks, which highlighted safeguarding issues including child sexual exploitation, human trafficking, modern slavery, radicalisation, and serious sexual offences. A key message was “Safeguarding is everybody’s responsibility”, with everybody needing to recognise the signs and know how to report concerns.

There was a shared responsibility to keep people safe and to protect children and adults at risk, with recent cases highlighting that everybody must stay vigilant. During the week 14th – 18th November the Council would be participating in national Safeguarding Week, joining other public bodies in Wales to raise awareness across the country of the importance of people recognising the signs of abuse, the situations in which it could arise and knowing how to make a report. They thanked Members for their support.

55. DECLARATIONS OF INTEREST

None.

56. MINUTES

The minutes of the meetings held on 26th September 2022 were submitted and confirmed as a correct.

RESOLVED:

That the minutes of the meetings be approved as a correct record.

57. COUNCIL PLAN 2023-28

Councillor Roberts introduced the report and explained that the Council Plan for 2023-28 had been reviewed and refreshed to reflect the key priorities of the Council for the five-year term of the new administration.

The 'super-structure' of the Plan comprised of seven priorities and relevant sub-priorities. The seven priorities took a long-term view of recovery, projects and ambitions over the next five years.

The Chief Executive added that the Council Plan 2023-28 could be published in a similar format to previous years, identifying actions aimed at achieving the Well-being objectives, priorities and sub-priorities. National and regional issues/risks which could impact on the achievement of those priorities would be identified and monitored.

Part 2 of the Council Plan would be considered by the respective Overview and Scrutiny Committees to ensure full coverage of Part 1 of the Council Plan 2023-28 and its respective measures and their targets.

Members welcomed the report, particularly the emphasis placed on well-being of residents.

RESOLVED:

That the Priorities, Sub-Priorities and Well-being objective of the Council Plan 2023-28 be agreed.

58. ANNUAL PERFORMANCE REPORT 2021/22

Councillor Roberts introduced the report and explained that the Annual Performance Report for 2021/22 reviewed progress against the Council Priorities as detailed in the Council Plan 2021/22 and supporting measures document.

He thanked all staff who had maintained service delivery during a very challenging period.

The Chief Executive said performance against the Council Plan measures was positive with 73% of the performance indicators meeting or exceeding their target for the year, compared to 67% the previous year.

Officers were commended on the work that had been undertaken over the previous year which had resulted in some remarkable achievements.

In response to a question from Councillor Bithell, the Chief Officer (Social Services) said he would find out how many children took up the offer of Return Home interview.

RESOLVED:

That the Annual Performance Report 2021/22 be approved prior to endorsement by County Council.

59. CORPORATE JOINT COMMITTEE (CJC) UPDATE REPORT

Councillor Roberts introduced the report and explained that the Local Government and Elections (Wales) Act 2021 gave Ministers the power to create a new type of regional body called a Corporate Joint Committee (CJC). Ministers had mandated the creation of four CJs across Wales, each having the same four functions: economic well-being; preparing a Strategic Development Plan; transport and improving education. The precise governance arrangements for each CJC were to be settled by the body itself. He provided a similar example being GwE, the Welsh Education Consortia, and the arrangements for them having representation at Education and Youth Overview and Scrutiny Committee.

The Chief Executive added that progress had been made in line with transitional plans and expectations, and appendix two to the report provided a detailed update on work to transfer the lead officer from the North Wales Economic Ambition Board into the CJC for a time limited period.

The report had been considered at the meeting of Corporate Resources Overview and Scrutiny Committee the previous week where there had been some opposition in principle to the creation of a CJC. They also noted the secondment of the lead officer from the North Wales Economic Ambition Board.

Also appended to the report was a copy of the letter received from the Minister for Finance and Local Government.

Councillor Roberts suggested a third resolution be added, that the comments made at the Corporate Resources Overview and Scrutiny Committee be noted, which was supported.

RESOLVED:

- (a) That the ongoing work to develop the regional Corporate Joint Committee be noted and supported;
- (b) That the proposed secondment of the Economic Ambition Board Portfolio Director from the North Wales Economic Ambition Board in the CJC up to March 2023 be supported; and
- (c) The comments made at the Corporate Resources Overview and Scrutiny Committee be noted.

60. ASSET MANAGEMENT PLAN 2022-2027

Councillor Mullin introduced the report which presented the refreshed Corporate Asset Management Plan 2022-2027 which replaced the previous plan that ran from 2020 to 2026.

The plan had been updated following the Welsh Government Policy for Net zero carbon Public Sector by 2030, the Welsh Government's Future Generation Act and as a consequence the Council's Climate Change Strategy which was adopted by Council in February 2022.

As with the previous plan, it set the Council's medium-term strategy for managing its assets and moving towards an optimal portfolio of assets. The report explained the need for the Plan, its purpose, objectives, key aims and content.

The Corporate Manager – Capital Programme and Assets added that the report had been submitted to Corporate Resources Overview and Scrutiny Committee in September where clarification was sought on the carbon strategy and agricultural estates.

RESOLVED:

That the Asset Management Plan 2022 – 2027 be approved so that it can be adopted as the principal document for managing the Council's corporate property and land resource assets.

61. STRATEGIC HOUSING AND REGENERATION PROGRAMME (SHARP) UPDATE REPORT

Councillor Bibby introduced the report which provided information on the progress of the Strategic Housing and Regeneration Programme (SHARP) six years in, and to set the strategy for new affordable homes for the next five years.

The Council entered into a five-year partnership with Wates to help develop new council housing in 2016 and to date had delivered 149 new council homes, 173 North East Wales (NEW) Homes properties, the Maes Gwern development and there were a further 77 in the pipeline.

The report provided an update on the situation since it was last reported to Cabinet in February 2021 and outlined the progress under the new Welsh procurement framework partnership and also the net zero carbon working group, highlighted changes in the Welsh Government (WG) new build priorities, the new funding regime and its implications for Flintshire and NEW Homes. It also suggested an outline programme for further development for the next five years.

The Chief Officer (Housing and Communities) added that the report also covered the changes to the criterion for registration with Tai Teg, the regional affordable housing provider. She also outlined the challenges being faced.

RESOLVED:

- (a) That the progress to date with SHARP be noted;
- (b) That the changes in Welsh Government funding for social housing be noted;
- (c) That the changes to the criterion for registration with Tai Teg for affordable rented housing be noted;
- (d) That the outline development programme SHARP 2 be noted; and
- (e) That the re-allocation of £121K budget for scheme investigation and feasibility works to support new delivery routes be supported.

62. DISABLED FACILITIES GRANT

Councillor Bibby introduced the report and explained that the Housing Grants, Construction and Regeneration Act 1996 placed a mandatory duty on Local Authorities to provide Disabled Facilities Grants (DFG). The grant was available for adapting or providing facilities for a disabled person in a dwelling.

The Chief Officer (Housing and Communities) explained that due to the current climate since Brexit and Covid-19, there had been an increase in costs in the construction industry. Although a new Discretionary Policy was developed last year, it had been recognised that a review of the policy was required to ensure the needs of the customer were still being met.

The current policy had an agreed limit of £10,000 for non means testing of medium sized adaptations. That discretionary grant was created to meet the request of Welsh Government (WG) in the revised Housing Adaptations Service Standards.

However, due to the current climate and rise in costs in the construction industry, it seemed unreasonable as the majority of medium adaptations could not be delivered within that cost limit. Therefore, to fully remove the means test for all medium sized adaptations would not only meet WG guidelines, but would also be more equitable and consistent.

As it was a Discretionary Grant, it would still be at the discretion of the DFG Manager to determine whether to means test a case or not particularly if the works were complex in nature, resulting in a combination of medium adaptations which were comparable to the cost of large scale works around £20,000 or above.

RESOLVED:

- (a) That the updated Disabled Facility Grant policy be supported and the ongoing work to improve the service be noted;
- (b) That the amendment to Appendix 2 in the policy for removal of the means test for medium sized adaptations be noted; and

- (c) That the changes to the Land Charges be noted, whereby they now only apply to large adaptations in-line with Welsh Government Revised Housing Standards, previously they applied to any adaptation over £20,000, be noted.

63. REVENUE BUDGET MONITORING REPORT 2022/23 (MONTH 5)

Councillor Johnson introduced the report which provided the latest revenue budget monitoring position for 2022/23 for the Council Fund and the Housing Revenue Account.

The projected year end position was:

Council Fund

- An operating deficit of £0.680m (excluding the impact of the pay award which would need to be met by reserves)
- A projected contingency reserve available balance as at 31st March 2023 of £7.724m (before the impact of final pay awards)

Housing Revenue Account

- Net in-year revenue expenditure forecast to be £3.308m higher than budget
- A projected closing balance as at 31st March 2023 of £3.166m

Hardship Funding from Welsh Government (WG) helped secure £16m of direct financial help the previous year and the authority would continue to claim for payments to Self-isolation and Statutory Sick Pay Enhancement payments, along with Free School Meals direct payments within their eligible periods.

A brought forward amount of £2.066m remained available from the original £3m emergency ring-fenced fund. The 2022/23 budget approved in February included a further top up of £3.250m to the Reserve to provide a prudent safeguard against any ongoing impacts of the pandemic. Early indications were that whilst the risks due to COVID-19 had diminished considerably, the inflationary risk had increased. The position would be monitored closely over the coming months and any impacts would be reflected in future reports.

The Corporate Finance Manager provided details on the pay award (Teacher and Non-Teacher), and the earmarked reserves.

RESOLVED:

That the report and the estimated financial impact on the 2022/23 budget be noted.

64. TOWN CENTRE REGENERATION

Councillor Healey introduced the report and explained that smaller town centres across the United Kingdom had been facing challenging economic circumstances for many years due to changing customer behaviours. The Covid-19 pandemic accelerated those trends and although it remained too early to understand the long term impacts it was important that future proofing towns was addressed by creating more sustainable use of properties within town centres.

The report provided an update on the strategic context for town centre regeneration and the programmes of work currently underway. Furthermore, it provided details about the development of Place Plans and the enforcement action required to tackle empty properties within town centres.

The Chief Officer (Planning, Environment and Economy) added that as a result of Cabinet approving extra staff resource in 2021, three appointments had been made. Two posts were currently being secured which would see the team increase to seven staff from December 2022. The additional resource brought a broader range of skills, knowledge and experience to the regeneration team particularly in property-related regeneration work and the delivery of loan investments.

A series of public meetings and digital consultations would need to be carried out as part of the development process for each of the seven Place Plans. Local residents, businesses, internal and external colleagues would have the opportunity to participate over the next two years. Information gathered from the consultations would directly inform the content of Flintshire's Place Plans and actions contained within future delivery plans of both the Council and its partners.

The report had been submitted to the recent Environment and Economy Overview and Scrutiny Committee where it was supported.

In response to a question from Councillor Bithell, the Chief Officer explained that the details of the Welsh Government (WG) funding had not yet been made available but when it was, it would be applied to each of the seven towns.

RESOLVED:

- (a) That the requirements to develop Place Plans for the seven towns (Buckley, Connah's Quay, Flint, Holywell, Mold, Queensferry and Shotton) in Flintshire be noted and the sequence in which the proposed work is delivered within the constraints of resource available be noted; and
- (b) That the requirements to address vacant town centre properties through an enforcement action plan be noted, and that the criteria and approach to be used be approved and that delegated authority be given to the Chief Officer (Planning, Environment and Economy) and the Cabinet Member for Climate Change and Economy to implement the action plan.

65. FLINTSHIRE COASTAL PARK

Councillor Healey introduced the report and explained that in 2014 a strategic framework of opportunities along the Dee Estuary foreshore was produced. The proposal of a coast park sought to identify the estuary foreshore as a single entity akin to a Regional Park.

The concept of a Flintshire Coast Park had been re-explored through the commissioning of a scoping study which reviewed case studies before analysing the

benefits and constraints. The study suggested potential coast park footprints and steps for implementation.

A Flintshire Coast Park for Flintshire would provide a fresh impetus and focus for the coast, raising the profile of the foreshore and enable communities and businesses to work sustainably and innovatively to help deliver environmental, economic and social prosperity.

The Chief Officer (Planning, Environment and Economy) added that the report had been considered at the recent Environment and Economy Overview and Scrutiny Committee where option two had been supported.

RESOLVED:

- (a) That the content of the scoping study be noted and that the Flintshire Coast Park as a local, informal entity, be taken forward;
- (b) That option two be agreed as the preferred coast park footprint to take forward; and
- (c) That the Assess & Natural Environment Manager be tasked with establishing a Flintshire Coast Park Steering Group to move forward on the next steps for implementation.

66. PERFORMANCE OF THE WELSH HOUSING QUALITY STANDARD (WHQS) CAPITAL PROGRAMME – DELIVERY REVIEW UPDATE

Councillor Bibby introduced the report which provided an update on the Council's delivery of the Welsh Housing Quality Standard (WHQS) through the Capital Investment Programme.

The Council had been successful in delivering the WHQS Programme of Works to all Council stock, a major capital investment of over £100m. The Council was now in the maintenance phase of the programme, delivering further investment works to those components within properties where required.

The Chief Officer (Housing and Communities) said the report focussed on what had been delivered to date and what the next phase of the Councils WHQS investment programme would focus on.

RESOLVED:

That the Capital Investment Programme in its next phase of compliance as it moves towards the updated Welsh Housing Quality Standards and requirements be noted.

67. EXERCISE OF DELEGATED POWERS

An information item on the actions taken under delegated powers was submitted. The actions were as set out below:-

Education & Youth

- **Local Authority Appointed School Governors**

Appointment of Local Authority Governor(s) representatives on school governing bodies in accordance with The Government of Maintained Schools (Wales) Regulations 2005.

LOCAL GOVERNMENT (ACCESS TO INFORMATION) ACT 1985 – TO CONSIDER THE EXCLUSION OF THE PRESS AND PUBLIC

RESOLVED:

That the press and public be excluded for the remainder of the meeting for the following items by virtue of exempt information under paragraph(s) 14 and 16 of Part 4 of Schedule 12A of the Local Government Act 1972 (as amended).

68. WHOLE HOUSE ENERGY EFFICIENCY RETROFIT 2022

Councillor Healey introduced the report and explained that the Housing Regeneration Team had completed the competitive procurement process to appoint a Principal Contractor to delivery energy efficiency installations for Council and private households across Flintshire.

RESOLVED:

That the contract to Wall-lag (Wales) Ltd. be approved.

69. DATACENTRE TECHNOLOGIES CONTRACT EXTENSION

Councillor Mullin introduced the report and explained that the Council's Datacentre Technologies Framework contract was due to expire on 30th October 2022 and the IT service was seeking a contract extension to 31st March 2023.

That would allow for the completion of a collaborative procurement with Denbighshire and enable key IT infrastructure procurements to be made.

RESOLVED:

That it be approved that the Council's Datacentre technologies contract be extended up to 31st March 2023.

70. MEMBERS OF THE PRESS AND PUBLIC IN ATTENDANCE

There were no members of the press or public in attendance.

(The meeting commenced at 10.00 a.m. and ended at 11.22 a.m.)

.....
Chair

Eitem ar gyfer y Rhaglen 4



CABINET

| | |
|------------------------|---|
| Date of Meeting | Tuesday, 22 nd November 2022 |
| Report Subject | Medium Term Financial Strategy and Budget 2023/24 |
| Cabinet Member | Cabinet Member for Finance, Inclusion, Resilient Communities including Social Value and Procurement |
| Report Author | Corporate Finance Manager and Chief Executive |
| Type of Report | Strategic |

EXECUTIVE SUMMARY

This report provides an update to the additional budget requirement for the 2023/24 financial year in advance of the specific Overview and Scrutiny meetings to be held throughout December and in advance of the receipt of the Provisional Settlement on 14th December 2022.

An additional budget requirement of £16.503m for 2023/24 was reported to Cabinet and Corporate Resources Overview and Scrutiny Committee in July with a revised position reported in September which considered the impact of the latest national employer pay offers for Teachers and NJC (Green Book) employees, utilities and other changes to existing cost pressures and some new emerging pressures across Portfolios. This had the effect of increasing the additional budget requirement to £24.348m.

Since September a number of changes and significant risks have been identified that are likely to lead to a further increase in the additional budget requirement and these are set out in the report.

The impact of these is still being modelled and some areas will be subject to negotiation over the coming weeks. However, it is projected at this stage that the additional budget requirement will potentially rise to around £32m.

The report also updates on the budget solutions available to the Council to meet this additional budget requirement which will be brought forward for member consideration in stages throughout the budget process.

RECOMMENDATIONS

| | |
|---|---|
| 1 | To note the risks that will increase the additional budget requirement for the 2023/24 financial year. |
| 2 | To refer all cost pressures and any available budget reductions to the individual Overview and Scrutiny Committees for review in December |

REPORT DETAILS

| | |
|-------------|---|
| 1.00 | EXPLAINING THE MEDIUM TERM FINANCIAL STRATEGY AND BUDGET 2023/24 |
| 1.01 | This report provides an update on the risks affecting the additional budget requirement for the 2023/24 financial year in advance of the specific Overview and Scrutiny meetings to be held throughout December. |
| 1.02 | An additional budget requirement of £16.503m for 2023/24 was reported to Cabinet and Corporate Resources Overview and Scrutiny Committee in July with a revised position reported in September which considered the impact of the latest national employer pay offers for Teachers and NJC (Green Book) employees, utilities and other changes to existing cost pressures and some new emerging pressures across Portfolios. This had the effect of increasing the additional budget requirement to £24.348m. |
| 1.03 | Since September a number of changes and significant risks have been identified that are likely to lead to a further increase in the additional budget requirement which are set out in paras 1.04 – 1.12 below. |
| | CHANGES AND RISKS TO THE ADDITIONAL BUDGET REQUIREMENT |
| 1.04 | <u>Independent Remuneration Panel for Wales (IRPW)</u> The draft report from the IRPW has been received and is subject to a consultation period. The report includes a recommended increase to Members which is £0.057m higher than the initial estimate. |
| 1.05 | <u>Social Care Commissioning</u> Annual uplifts for the cost of commissioned social care are subject to negotiation with the independent sector care providers each year. The uplift will need to take into account an increase in the Real Living Wage (around 10%) and current rates of inflation (CPI has also increased to 9.9% over the summer). Further work is ongoing but it is anticipated that a significant additional cost pressure will arise. |
| 1.06 | <u>External Partners</u> External Partner organisations are subject to the same cost pressures as the Council such as pay, energy and inflation. Therefore, there is a likelihood that increased contributions will be sought from the Council. |

| | |
|------|--|
| | <p>Specific examples include North Wales Fire and Rescue Authority (NWFRA), Aura Leisure and Libraries and the Coroners Service. The potential impacts will be subject to appropriate consultation and negotiation and will need to be added to the budget requirement when agreed.</p> |
| 1.07 | <p><u>Internal Insurance Fund</u></p> <p>A review of the Councils Internal Insurance Fund has recommended that the level of the fund needs to be increased to ensure that it can cover the potential future liabilities based on current claims history. The level and timing of the increase is currently being considered.</p> |
| 1.08 | <p><u>Utilities Inflation – Further increase in the cost of Gas</u></p> <p>Market volatility is continuing and forecasting likely increases in this market is extremely challenging. This has had a significant impact on UK energy prices causing steep cost rises across the wholesale utility markets which had resulted in an additional pressure for the Council which was reported in September.</p> <p>We have subsequently received a further update from our energy suppliers regarding the cost of gas which reflects an increase of 590% to our current rate (previous increase was 291%) which will increase our cost base by a further £1.1m.</p> <p>The forecast increase of 75% for electricity remains the same.</p> |
| 1.09 | <p><u>Corporate Joint Committee (CJC)</u></p> <p>The Council's contribution to the cost of the regional North Wales Corporate Joint Committee has been confirmed as £0.081m so will need to be included in the budget on a recurring basis.</p> |
| 1.10 | <p><u>Education Appeals Post</u></p> <p>There is a requirement to resource an additional post to provide support for the education appeals team which is experiencing additional demand with limited existing capacity within the team (£0.027m).</p> |
| 1.11 | <p><u>Support Recharges</u></p> <p>A review of the level of support recharges to the Housing Revenue Account and to the Clwyd Pension fund has been undertaken and will result in a pressure to the Council fund of £0.280m to reflect current activity levels.</p> |
| 1.12 | <p><u>Other Minor Changes</u></p> <p>There have been some reductions in pressures due to the reprofiling of expenditure on capital projects (£0.097m) which has reduced the estimated costs of borrowing and by a change in the timeframe for the pressure for Basware software (£0.021m).</p> |
| 1.13 | <p>The impact of all the above is still being modelled and some areas will be subject to negotiation over the coming weeks. However, it is projected at this</p> |

| | | | | | | | | | |
|--|--|--|---|---|---|---|---|----------------|---------------------------------|
| | stage that the additional budget requirement will potentially rise to around £32m. | | | | | | | | |
| 1.14 | <p><u>FURTHER ONGOING RISKS</u></p> <p>Despite the work undertaken so far there remains a number of risks that may further change the additional budget requirement as detailed below.</p> | | | | | | | | |
| 1.15 | <p><u>Out of County Placements</u></p> <p>The position on Out of County Placements remains a risk with increasing numbers of placements presenting in the current financial year this volatile position will need to be kept under close review.</p> | | | | | | | | |
| 1.16 | <p><u>Pay Award</u></p> <p>The NJC pay award has now been agreed, however, the pay award for teachers is still not agreed and therefore there is a risk that there may be a further increase in the offer which would impact on both the current in-year pressure and the budget requirement for 2023/24.</p> | | | | | | | | |
| 1.17 | <p><u>Supreme Court Judgment- Harper Trust and Brazel</u></p> <p>The Council is currently assessing the outcome and likely implications of the recent Supreme Court Judgement of the above case which may have a financial impact, due to the potential for the amendment of holiday pay calculations for irregular hours workers and Term Time only employees.</p> | | | | | | | | |
| 1.18 | <p><u>Homelessness</u></p> <p>The Council is continuing to experience high demand for temporary accommodation in order to meet its statutory obligations to accommodate families and persons that present themselves as homeless which is expected to continue. The Council has been able to fund this from specific funding from Welsh Government most recently from a specific grant. At present there is no confirmation that this will continue and therefore there is a risk that this may become a budget pressure if the funding ceases.</p> | | | | | | | | |
| | Budget Solutions | | | | | | | | |
| 1.19 | <p>The options available to the Council to meet this significant additional budget requirement are summarised in the table below and an update on progress is included in 1.20 – 1.25</p> <table border="1" data-bbox="320 1736 1412 2096"> <tr> <td>1. Supplementary Welsh Government Grant – seek support to meet the costs of increased pay awards and inflation</td> </tr> <tr> <td>2. Efficiencies / Cost Reductions– Portfolios</td> </tr> <tr> <td>3. Efficiencies / Cost Reductions - Schools</td> </tr> <tr> <td>4. Efficiencies /Cost Reductions– Corporate Financing</td> </tr> <tr> <td>5. Reduction of Cost Pressures – review controllable cost pressures</td> </tr> <tr> <td>6. Deferral / Reprofiting of Capital Projects with revenue implications</td> </tr> <tr> <td>7. Council Tax</td> </tr> <tr> <td>8. Use of Reserves and Balances</td> </tr> </table> | 1. Supplementary Welsh Government Grant – seek support to meet the costs of increased pay awards and inflation | 2. Efficiencies / Cost Reductions– Portfolios | 3. Efficiencies / Cost Reductions - Schools | 4. Efficiencies /Cost Reductions– Corporate Financing | 5. Reduction of Cost Pressures – review controllable cost pressures | 6. Deferral / Reprofiting of Capital Projects with revenue implications | 7. Council Tax | 8. Use of Reserves and Balances |
| 1. Supplementary Welsh Government Grant – seek support to meet the costs of increased pay awards and inflation | | | | | | | | | |
| 2. Efficiencies / Cost Reductions– Portfolios | | | | | | | | | |
| 3. Efficiencies / Cost Reductions - Schools | | | | | | | | | |
| 4. Efficiencies /Cost Reductions– Corporate Financing | | | | | | | | | |
| 5. Reduction of Cost Pressures – review controllable cost pressures | | | | | | | | | |
| 6. Deferral / Reprofiting of Capital Projects with revenue implications | | | | | | | | | |
| 7. Council Tax | | | | | | | | | |
| 8. Use of Reserves and Balances | | | | | | | | | |

| | |
|------|--|
| 1.20 | <p><u>Government Funding - Aggregate External Finance (AEF)</u></p> <p>The 2022/23 local government settlement provided, for the first time in a number of years, indicative figures for future settlements of 3.5% for 2023/24 and 2.4% for 2024/25.</p> <p>These indicative allocations, though welcome at the time, are at a much lower level than those received over the last two years and were also set in a vastly different economic climate. By way of context an uplift on the Council's AEF of 3.5% equates to around £8m.</p> <p>The UK Government Budget Announcement scheduled for November may provide some additional insight into future fiscal forecasts for devolved governments and the potential impacts on the Welsh Government budget.</p> |
| 1.21 | <p><u>Efficiencies / Cost Reductions - Portfolios</u></p> <p>All portfolios have been working to identify efficiencies / cost reductions from reductions in current pressures, reductions in expenditure and/ or an increase in income generation.</p> <p>The proposals identified to date are currently being risk assessed for deliverability and for certainty of figures and proposals that are sufficiently developed will be taken through the scrutiny process in December.</p> |
| 1.22 | <p><u>Efficiencies / Cost Reductions – Corporate Financing</u></p> <p>Work is underway on the following areas:</p> <ul style="list-style-type: none"> • Employers National Insurance – The rate of National Insurance for employers and employee contributions has been reduced from November 2022 by 1.25%. We are currently working through the calculations on the pay pressures at the lower rate which should enable us to reduce our pay pressures downward. This figure is estimated to be between £1.4m and £2m. • Triennial Actuarial Review of the Clwyd Pension Fund – the triennial review of the Clwyd Pension Fund is reaching its latter stages which will determine employer pension contributions which will be effective from 1st April 2023. A positive outcome is expected due to the high performance of the fund over the last three years although the outcome will need to be mindful of future economic market expectations. • Central Loans and Investment Account - An emerging in-year underspend has arisen due to increased investment income from changes to interest rates and the lack of a need to borrow during 2022/23 to date. This will be reviewed for any recurring impacts. |
| 1.23 | <p><u>Efficiencies / Cost Reductions– Schools</u></p> <p>Due to the scale of the financial challenge across the Council there will be a need to consider cost reductions from the delegated schools budget.</p> |

| | <p>The additional budget requirement includes school cost pressures totalling £8m at present. By way of context a 1% reduction in the delegated budget equates to around £1m.</p> <p>Future proposals will be subject to consultation with Schools Budget Forum School Head Federations.</p> | | | | | | | | | | | | | | | | |
|------------------|--|------|-------|---------------|----------------------------------|------------------|-------------------------------|------------------|---|------------------|---------|-----------------|-------------------------|------------------|--|--------------|--|
| 1.24 | <p><u>Council Tax</u></p> <p>The level of Council Tax increase for 2023/24 will be a matter for full council when setting the budget in February and will be a consideration following the outcome of the Provisional Settlement and the conclusion of work on all of the other budget solution work streams. By way of context each uplift of 1% equates to £0.951m</p> | | | | | | | | | | | | | | | | |
| 1.25 | <p><u>Balances and Reserves</u></p> <p>The projected level of contingency reserve at Month 6 is £2.8m after meeting the in-year additional cost of the 2022/23 pay award (based on the latest offer) which is much lower than previous years.</p> <p>The Council also has an earmarked reserve of £2.4m from the additional Revenue Support allocation it received at the end of the 2022/23 financial year.</p> <p>As always it will be important to maintain an adequate level of reserves as a safeguard against risks and other unforeseen events.</p> | | | | | | | | | | | | | | | | |
| 1.26 | <p><u>Next Steps</u></p> <p>Portfolio cost pressures and efficiencies /cost reductions will be scrutinised at individual Overview and Scrutiny Committees and a summary position reported to Cabinet in December following the receipt of the Provisional Settlement on 14th December.</p> | | | | | | | | | | | | | | | | |
| 1.27 | <p><u>Table 4 – Budget Timeline</u></p> <table border="1"> <thead> <tr> <th>Date</th> <th>Event</th> </tr> </thead> <tbody> <tr> <td>December 2022</td> <td>Overview and Scrutiny Committees</td> </tr> <tr> <td>13 December 2022</td> <td>Welsh Government Draft Budget</td> </tr> <tr> <td>14 December 2022</td> <td>Provisional Local Government Settlement</td> </tr> <tr> <td>20 December 2022</td> <td>Cabinet</td> </tr> <tr> <td>17 January 2023</td> <td>Cabinet – Budget Review</td> </tr> <tr> <td>14 February 2023</td> <td>Cabinet and Council – Final Budget Setting</td> </tr> <tr> <td>1 March 2023</td> <td>Welsh Government Final Budget/Settlement</td> </tr> </tbody> </table> | Date | Event | December 2022 | Overview and Scrutiny Committees | 13 December 2022 | Welsh Government Draft Budget | 14 December 2022 | Provisional Local Government Settlement | 20 December 2022 | Cabinet | 17 January 2023 | Cabinet – Budget Review | 14 February 2023 | Cabinet and Council – Final Budget Setting | 1 March 2023 | Welsh Government Final Budget/Settlement |
| Date | Event | | | | | | | | | | | | | | | | |
| December 2022 | Overview and Scrutiny Committees | | | | | | | | | | | | | | | | |
| 13 December 2022 | Welsh Government Draft Budget | | | | | | | | | | | | | | | | |
| 14 December 2022 | Provisional Local Government Settlement | | | | | | | | | | | | | | | | |
| 20 December 2022 | Cabinet | | | | | | | | | | | | | | | | |
| 17 January 2023 | Cabinet – Budget Review | | | | | | | | | | | | | | | | |
| 14 February 2023 | Cabinet and Council – Final Budget Setting | | | | | | | | | | | | | | | | |
| 1 March 2023 | Welsh Government Final Budget/Settlement | | | | | | | | | | | | | | | | |

| | |
|-------------|--|
| 2.00 | RESOURCE IMPLICATIONS |
| 2.01 | Revenue: the revenue implications for the 2023/24 budget are set out in the report. |

| | |
|--|---|
| | Capital: the borrowing needs for the capital programme are built into the revenue estimates for 2023/24. |
|--|---|

| | |
|-------------|--|
| 3.00 | IMPACT ASSESSMENT AND RISK MANAGEMENT |
|-------------|--|

| | | | | | | | | | | | |
|------------------|--|------------------|--|-----------------|---|-----------------|--|---------------|---|-------------|---|
| 3.01 | Ways of Working (Sustainable Development) Principles Impact | | | | | | | | | | |
| | <table border="1"> <tr> <td>Long-term</td> <td>Negative – the absence of longer-term funding settlements from Welsh Government means that sustainable support for service delivery is challenging for the longer term. Sustainable funding from Welsh Government that provides additional funding for Indexation, Service demands, and new legislation will provide a positive and sustainable position for the Council in the longer term.</td> </tr> <tr> <td>Prevention</td> <td>As above</td> </tr> <tr> <td>Integration</td> <td>Neutral Impact</td> </tr> <tr> <td>Collaboration</td> <td>Services continue to explore opportunities for collaboration with other services and external partners to support positive impacts.</td> </tr> <tr> <td>Involvement</td> <td>Communication with Members, residents and other stakeholders throughout the budget process.</td> </tr> </table> | Long-term | Negative – the absence of longer-term funding settlements from Welsh Government means that sustainable support for service delivery is challenging for the longer term. Sustainable funding from Welsh Government that provides additional funding for Indexation, Service demands, and new legislation will provide a positive and sustainable position for the Council in the longer term. | Prevention | As above | Integration | Neutral Impact | Collaboration | Services continue to explore opportunities for collaboration with other services and external partners to support positive impacts. | Involvement | Communication with Members, residents and other stakeholders throughout the budget process. |
| Long-term | Negative – the absence of longer-term funding settlements from Welsh Government means that sustainable support for service delivery is challenging for the longer term. Sustainable funding from Welsh Government that provides additional funding for Indexation, Service demands, and new legislation will provide a positive and sustainable position for the Council in the longer term. | | | | | | | | | | |
| Prevention | As above | | | | | | | | | | |
| Integration | Neutral Impact | | | | | | | | | | |
| Collaboration | Services continue to explore opportunities for collaboration with other services and external partners to support positive impacts. | | | | | | | | | | |
| Involvement | Communication with Members, residents and other stakeholders throughout the budget process. | | | | | | | | | | |
| | Well-Being Goals Impact | | | | | | | | | | |
| | <table border="1"> <tr> <td>Prosperous Wales</td> <td>Longer term funding settlements from Welsh Government that provide additional funding for indexation, service demands and new legislation will aid sustainability and support a strong economy that encourage business investment in the region. The opposite will be true if settlements are inadequate.</td> </tr> <tr> <td>Resilient Wales</td> <td>Continuation of services to support communities and social cohesion will have a positive impact. The opposite will be true if settlements are inadequate.</td> </tr> <tr> <td>Healthier Wales</td> <td>An appropriate level of funding will ensure that communities are supported and will have a positive impact. The opposite will be true if settlements are inadequate.</td> </tr> </table> | Prosperous Wales | Longer term funding settlements from Welsh Government that provide additional funding for indexation, service demands and new legislation will aid sustainability and support a strong economy that encourage business investment in the region. The opposite will be true if settlements are inadequate. | Resilient Wales | Continuation of services to support communities and social cohesion will have a positive impact. The opposite will be true if settlements are inadequate. | Healthier Wales | An appropriate level of funding will ensure that communities are supported and will have a positive impact. The opposite will be true if settlements are inadequate. | | | | |
| Prosperous Wales | Longer term funding settlements from Welsh Government that provide additional funding for indexation, service demands and new legislation will aid sustainability and support a strong economy that encourage business investment in the region. The opposite will be true if settlements are inadequate. | | | | | | | | | | |
| Resilient Wales | Continuation of services to support communities and social cohesion will have a positive impact. The opposite will be true if settlements are inadequate. | | | | | | | | | | |
| Healthier Wales | An appropriate level of funding will ensure that communities are supported and will have a positive impact. The opposite will be true if settlements are inadequate. | | | | | | | | | | |

| | | |
|--|----------------------------|--|
| | More equal Wales | A positive impact with greater parity of funding from Welsh Government for all Welsh Local Authorities. The opposite will be true if settlements are inadequate. |
| | Cohesive Wales | Appropriate level of funding will support services working alongside partners. The opposite will be true if settlements are inadequate. |
| | Vibrant Wales | As Healthier and Cohesive Wales above |
| | Globally responsible Wales | Neutral impact. |

| | |
|-------------|---|
| 4.00 | CONSULTATIONS REQUIRED/CARRIED OUT |
| 4.01 | Consultation has taken place with Portfolio Management Teams and the Chief Officer Team, the Finance Team, Cabinet Members, Group Leaders, Scrutiny Committees and specific portfolio Member briefings. Further consultation will be undertaken through specific Scrutiny meetings during December. |

| | |
|-------------|-------------------|
| 5.00 | APPENDICES |
| 5.01 | None. |

| | |
|-------------|---|
| 6.00 | LIST OF ACCESSIBLE BACKGROUND DOCUMENTS |
| 6.01 | Cabinet Report 12 July 2022 Cabinet Report 20 September 2022 |

| | |
|-------------|--|
| 7.00 | CONTACT OFFICER DETAILS |
| 7.01 | Contact Officer: Gary Ferguson Corporate Finance Manager Telephone: 01352 702271 E-mail: gary.ferguson@flintshire.gov.uk |

| | |
|-------------|---|
| 8.00 | GLOSSARY OF TERMS |
| 8.01 | Medium Term Financial Strategy (MTFS): a written strategy which gives a forecast of the financial resources which will be available to a Council for a given period, and sets out plans for how best to deploy those resources to meet its priorities, duties and obligations. |

Revenue: a term used to describe the day to day costs of running Council services and income deriving from those services. It also includes charges for the repayment of debt, including interest, and may include direct financing of capital expenditure.

Capital: Expenditure on the acquisition of **non-current assets** or expenditure which extends the useful life of an existing asset.

Budget: a statement expressing the Council's policies and service levels in financial terms for a particular financial year. In its broadest sense it includes both the revenue budget and capital programme and any authorised amendments to them.

Revenue Support Grant: the annual amount of money the Council receives from Welsh Government to fund what it does alongside the Council Tax and other income the Council raises locally. Councils can decide how to use this grant across services although their freedom to allocate according to local choice can be limited by guidelines set by Government.

Specific Grants: An award of funding from a grant provider (e.g. Welsh Government) which must be used for a pre-defined purpose.

Welsh Local Government Association: the representative body for unitary councils, fire and rescue authorities and national parks authorities in Wales.

Financial Year: the period of 12 months commencing on 1 April.

Local Government Funding Formula: The system through which the annual funding needs of each council is assessed at a national level and under which each council's Aggregate External Finance (AEF) is set. The revenue support grant is distributed according to that formula.

Aggregate External Finance (AEF): The support for local revenue spending from the Welsh Government and is made up of formula grant including the revenue support grant and the distributable part of non-domestic rates.

Provisional Local Government Settlement: The Provisional Settlement is the draft budget for local government published by the Welsh Government for consultation. The Final Local Government Settlement is set following the consultation.

Funding Floor: a guaranteed level of funding for councils who come under the all-Wales average change in the annual Settlement. A floor has been a feature of the Settlement for many years.

Mae'r dudalen hon yn wag yn bwrpasol

Eitem ar gyfer y Rhaglen 5



CABINET

| | |
|------------------------|---|
| Date of Meeting | Tuesday, 22 nd November 2022 |
| Report Subject | Capital Strategy Including Prudential Indicators 2023/24 to 2025/26 |
| Cabinet Member | Cabinet Member for Finance, Inclusion, Resilient Communities including Social Value and Procurement |
| Report Author | Corporate Finance Manager |
| Type of Report | Strategic |

EXECUTIVE SUMMARY

This report updates the Council's Capital Strategy and seeks Cabinet's recommendation to Council.

The report explains the need for the Strategy, its key aims, and the content of each of its sections.

Under the Prudential Code for Capital Finance in Local Authorities (the Prudential Code), authorities are required to set a range of Prudential Indicators (PI's). The Capital Strategy includes details of the Council's Prudential Indicators for 2023/24 – 2025/26.

RECOMMENDATIONS

| | |
|---|--|
| 1 | Cabinet approves and recommends the Capital Strategy to County Council. |
| 2 | Cabinet approve and recommends to Council:- <ul style="list-style-type: none">• The Prudential Indicators for 2023/24 - 2025/26 as detailed within Tables 1, and 4 – 8 of the Capital Strategy.• Delegated authority for the Corporate Finance Manager to effect movements between the separately agreed limits within the authorised limit for external debt and the operational boundary for external debt (Table 6 of the Capital Strategy). |

REPORT DETAILS

| | |
|-------------|--|
| 1.00 | CAPITAL STRATEGY 2023 – 2026 |
| 1.01 | The Chartered Institute of Public Finance and Accountancy’s Treasury Management in the Public Services: Code of Practice 2021 Edition (the Code), requires that the Council has in place a Capital Strategy (the Strategy). The guidance to the Code defines the specific requirements of the Strategy. This report updates the Strategy for Council’s consideration. |
| 1.02 | The key aims of the Strategy are to explain the ways in which the capital programme is developed and funded, the potential impact it has on the Council’s Medium Term Financial Strategy (MTFS) and the way in which it relates to the Council’s Treasury Management Strategy. The Strategy is an overarching document and refers to other documents such as the Capital Programme, the Treasury Management Strategy and the Minimum Revenue Provision Policy. The Strategy is split into a number of sections as described below. The Strategy is enclosed as Appendix 1. |
| 1.03 | Changes to the Prudential Code 2021 CIPFA strengthened its Prudential Code in December 2021, to ensure local authorities’ financial plans are affordable, prudent and sustainable. The key change in the 2021 edition of the Code, is the explicitly stated requirement that authorities must not borrow to invest primarily for financial return. It is not prudent to make any investment or spending decision that will increase the Capital Financing Requirement, and so may lead to new borrowing, unless directly and primarily related to the Council’s functions. The Code does not require existing commercial investments to be sold, but options to exit investments as an alternative to borrowing should be reviewed in the TM strategy. |
| 1.04 | Capital Expenditure This section defines capital expenditure. There is some limited local discretion in the definition as reflected in the Council’s accounting policies. |
| 1.05 | Resources This section explains the way in which the Capital Programme is funded. The Council has a number of funding sources but these sources are limited and in some cases, particularly capital receipts, diminishing. Some of those sources, particularly prudential borrowing, add pressure to the Council’s MTFS. |
| 1.06 | Prioritisation of Capital Expenditure This section explains the way in which the Capital Programme is divided into three sections and how decisions are made as to which schemes to include in each section in each year. |

| | |
|------|---|
| 1.07 | <p>Governance</p> <p>This section explains the governance arrangements in place in the development and monitoring of the capital programme.</p> |
| 1.08 | <p>Capital Expenditure Plans</p> <p>This section refers to the Council's capital expenditure plans as agreed in its Capital Programme. It covers:</p> <ul style="list-style-type: none"> • Capital expenditure plans • The way in which those plans are expected to be financed • Minimum Revenue Provision • Estimates of the Capital Financing Requirement, a measure of unfinanced expenditure |
| 1.09 | <p>Treasury Management</p> <p>This section covers the way in which the Strategy relates to the Council's treasury management activity. It covers:</p> <ul style="list-style-type: none"> • The Council's Borrowing Strategy • The relationship between the Council's debt portfolio and its Capital Financing Requirement • The Authorised Limit and Operational Debt Limits for borrowing, ensuring the limits on the Council's exposure to debt are set • The Council's Investment Strategy • Treasury management governance. |
| 1.10 | <p>Commercial activities</p> <p>This section reports that the Council has limited commercial activity, having a limited portfolio of investment properties (agricultural properties and industrial units). The Council does not borrow to invest for the primary purpose of financial return.</p> |
| 1.11 | <p>Liabilities</p> <p>This section explains the liabilities which the Council has, in particular the deficit on its pension fund, and links with the Council's Statement of Accounts.</p> |
| 1.12 | <p>Revenue budget implications</p> <p>This section shows the impact of the capital financing costs on the revenue stream of the Council's budget.</p> |
| 1.13 | <p>Knowledge and skills</p> <p>This section details the skills of officers involved in developing and managing the capital programme and treasury management activity, and explains that the Council makes use of external advisers to assist with this activity.</p> |

| | |
|------|--|
| 1.14 | <p>Prudential Indicators</p> <p>The Council is required by the Code to develop and monitor Prudential Indicators. These are contained within the various sections of the Strategy, and are indicated as such.</p> |
|------|--|

| | |
|-------------|--|
| 2.00 | RESOURCE IMPLICATIONS |
| 2.01 | Financial consequences for capital resources are as set out within the report and in Appendix 1. |
| 2.02 | Financial consequences for revenue resources are as set out within the report and in Appendix 1. |

| | | | | | | | | | |
|----------------------------|--|------------------|--|-----------------|-----------------|------------------|----------------|---------------|----------------------------|
| 3.00 | IMPACT ASSESSMENT AND RISK MANAGEMENT | | | | | | | | |
| 3.01 | Decisions made which involve the Council's assets and its Capital Programme often have very large and long term financial implications. The purpose of the Capital Strategy includes setting a clear framework within which such decisions can be made, therefore mitigating the risks involved. | | | | | | | | |
| 3.02 | <p>Ways of Working (Sustainable Development) Principles Impact</p> <table border="1" style="width: 100%;"> <tr> <td style="width: 40%;">Long-term</td> <td rowspan="5">The impacts upon sustainable development principles of the Capital Programme which influences the Capital Strategy are listed in the Capital Programme 2023/24 – 2025/26 report included elsewhere on this agenda.</td> </tr> <tr> <td>Prevention</td> </tr> <tr> <td>Integration</td> </tr> <tr> <td>Collaboration</td> </tr> <tr> <td>Involvement</td> </tr> </table> | Long-term | The impacts upon sustainable development principles of the Capital Programme which influences the Capital Strategy are listed in the Capital Programme 2023/24 – 2025/26 report included elsewhere on this agenda. | Prevention | Integration | Collaboration | Involvement | | |
| Long-term | The impacts upon sustainable development principles of the Capital Programme which influences the Capital Strategy are listed in the Capital Programme 2023/24 – 2025/26 report included elsewhere on this agenda. | | | | | | | | |
| Prevention | | | | | | | | | |
| Integration | | | | | | | | | |
| Collaboration | | | | | | | | | |
| Involvement | | | | | | | | | |
| 3.03 | <p>Well-being Goals Impact</p> <table border="1" style="width: 100%;"> <tr> <td style="width: 40%;">Prosperous Wales</td> <td rowspan="7">The impacts upon the well-being goals of the Capital Programme which influences the Capital Strategy are listed in the Capital Programme 2023/24 – 2025/26 report included elsewhere on this agenda.</td> </tr> <tr> <td>Resilient Wales</td> </tr> <tr> <td>Healthier Wales</td> </tr> <tr> <td>More equal Wales</td> </tr> <tr> <td>Cohesive Wales</td> </tr> <tr> <td>Vibrant Wales</td> </tr> <tr> <td>Globally responsible Wales</td> </tr> </table> | Prosperous Wales | The impacts upon the well-being goals of the Capital Programme which influences the Capital Strategy are listed in the Capital Programme 2023/24 – 2025/26 report included elsewhere on this agenda. | Resilient Wales | Healthier Wales | More equal Wales | Cohesive Wales | Vibrant Wales | Globally responsible Wales |
| Prosperous Wales | The impacts upon the well-being goals of the Capital Programme which influences the Capital Strategy are listed in the Capital Programme 2023/24 – 2025/26 report included elsewhere on this agenda. | | | | | | | | |
| Resilient Wales | | | | | | | | | |
| Healthier Wales | | | | | | | | | |
| More equal Wales | | | | | | | | | |
| Cohesive Wales | | | | | | | | | |
| Vibrant Wales | | | | | | | | | |
| Globally responsible Wales | | | | | | | | | |
| 3.04 | <p>Integrated Impact Assessments</p> <p>The integrated impact assessment of the Capital Programme which influences the Capital Strategy are discussed in the Capital Programme 2023/24 – 2025/26 report included elsewhere on this agenda.</p> | | | | | | | | |

| | |
|-------------|---|
| 4.00 | CONSULTATIONS REQUIRED / CARRIED OUT |
| 4.01 | The Capital Strategy and the proposed Capital Programme will be referred to the Corporate Resources Overview and Scrutiny Committee for comment at its meeting on 17 th November 2022, with their comments being fed back to Cabinet verbally before being discussed at County Council in December 2022. |

| | |
|-------------|---|
| 5.00 | APPENDICES |
| 5.01 | Appendix 1 – Capital Strategy 2023/24 – 2025/26 |

| | |
|-------------|--|
| 6.00 | LIST OF ACCESSIBLE BACKGROUND DOCUMENTS |
| 6.01 | None |

| | |
|-------------|--|
| 7.00 | CONTACT OFFICER DETAILS |
| 7.01 | Contact Officer: Chris Taylor, Strategic Finance Manager Telephone: 01352 703309 E-mail: christopher.taylor@flintshire.gov.uk |

| | |
|-------------|--|
| 8.00 | GLOSSARY OF TERMS |
| 8.01 | <p>Capital Expenditure - Expenditure on the acquisition of Non-current Assets or expenditure that extends the life or value of an existing asset</p> <p>Capital Programme - The Council's financial plan covering capital schemes and expenditure proposals for the current year and a number of future years. It also includes estimates of the capital resources available to finance the programme</p> <p>Capital Receipt - Receipts (in excess of £10,000) from the disposal of an asset</p> <p>Capital Scheme - An individual capital project which is monitored and managed in isolation. The aggregate of all schemes comprises the Capital Programme</p> <p>Capital Strategy - A corporate document providing clear strategic guidance about an authority's objectives, priorities and spending plans, demonstrating the link to key corporate and service objectives</p> <p>Council Fund - The fund to which all the Council's revenue and capital expenditure is charged</p> |

Disposal - The decommissioning or transfer of an asset to another party

Non-current Asset - A resource controlled (but not necessarily owned) by the Council, from which economic benefits or service potential are expected to flow to the Council for more than 12 months

Prudential Code - The Code of Practice drawn up by the Chartered Institute of Public Finance and Accountancy (CIPFA) to underpin the requirements of the Local Government Act 2003 in respect of an authority's duty to determine the affordability, prudence and sustainability of its capital investment needs

Prudential Indicators - Required by the **Prudential Code**, these take the form of limits, estimates or actual figures used to support the local decision making process for capital investment

Unsupported Prudential Borrowing - Borrowing administered under the **Prudential Code**, whereby authorities can set their own policies on acceptable levels and types of borrowing. The Prudential Framework allows authorities to take out loans in response to overall cash flow forecasts and other factors provided they can show that the borrowing is to meet planned capital expenditure in the current year or the next three years

CAPITAL STRATEGY

2023/24 TO 2025/26

CONTENTS

| | |
|----|---------------------------------------|
| 1 | INTRODUCTION |
| 2 | CAPITAL EXPENDITURE |
| 3 | RESOURCES |
| 4 | PRIORITISATION OF CAPITAL EXPENDITURE |
| 5 | GOVERNANCE |
| 6 | TREASURY MANAGEMENT |
| 7 | COMMERCIAL ACTIVITIES |
| 8 | LIABILITIES |
| 9 | REVENUE BUDGET IMPLICATIONS |
| 10 | KNOWLEDGE AND SKILLS |

CAPITAL STRATEGY REPORT 2023/24

1. INTRODUCTION

The creation and approval of a capital strategy is now a requirement of the Chartered Institute of Public Finance and Accountancy's Treasury Management in the Public Services: Code of Practice 2021 Edition (the CIPFA Code).

The Code requires the Council to set Prudential Indicators in relation to its Capital Programme. This document includes those Prudential Indicators in tables 1 and, 4 - 8.

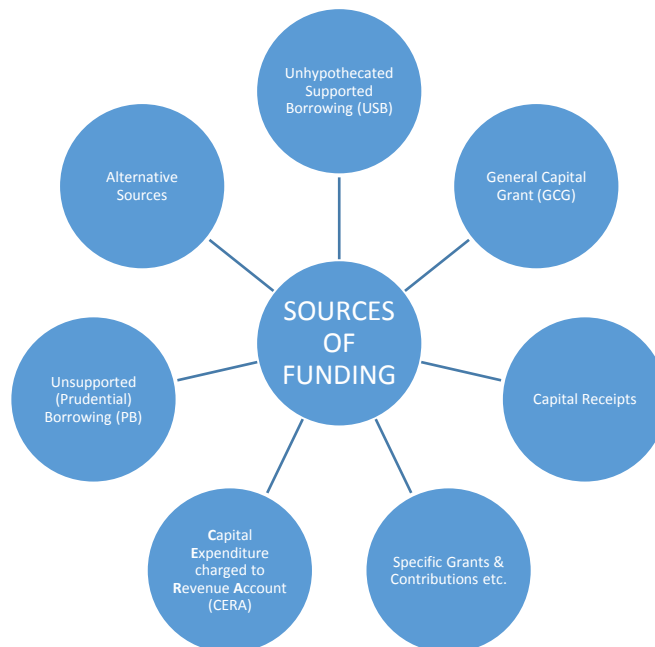
This document updates the capital strategy approved by Council in December 2021. It gives a high-level overview of how capital expenditure, capital financing and treasury management activity contribute to the provision of local public services along with an overview of how associated risk is managed and the implications for future financial sustainability.

2. CAPITAL EXPENDITURE

Capital expenditure occurs when the Council spends money on assets, such as property or vehicles, which will be used for more than one year. In local government this includes spending on assets owned by other bodies, and loans and grants to other bodies enabling them to buy assets.

3. RESOURCES

The sources of funding available to the Council are described below:



Unhypothecated Supported Borrowing (USB), commonly referred to as Supported Borrowing

Each year Welsh Government provides councils with a Supported Borrowing capital allocation. Councils can then borrow to fund capital expenditure up to that annual allocation, and Welsh Government will include funding to cover the revenue costs associated with that level of borrowing in future years within the Revenue Support Grant. The Council decides how this funding is spent.

General Capital Grant (GCG)

This is the annual capital grant from Welsh Government. The Council decides how this funding is spent.

Supported borrowing and general capital grant will be used to fund capital schemes which:

- invest in, or maintain the life of, existing assets which will be retained for future service delivery
- are statutory / regulatory in nature

The Housing Revenue Account (HRA) equivalent is known as the Major Repairs Allowance (MRA).

Capital Receipts

These are funds raised from the sale of council assets, usually, but not restricted to, land and buildings. Other examples include repayments of loans for capital purposes and release of restrictive covenants.

Capital finance regulations dictate that capital receipts can only be used to fund capital expenditure or repay debt. In the past regulations required a proportion of all receipts be set aside to repay debt, but this requirement was removed some time ago for the Council Fund and was removed for the HRA with the introduction of self-financing. The Council's policy is to use capital receipts to fund capital expenditure rather than voluntarily set aside to repay debt. The Council sets a Minimum Revenue Provision policy each year which sets out our prudent methods for repayment of debt.

The current policy of pooling all capital receipts to allocate to capital schemes in accordance with the Council's strategic aims and priorities will continue. Capital receipts will not be 'ring-fenced' to fund schemes in the same service or geographical areas (with the exception of the HRA). Capital receipts represent a finite funding source based on a planned approach to asset disposals in support of the Council's priorities. They will be used to fund new capital investment schemes.

Generation of capital receipts depends on our ability to identify assets that are surplus to requirements, and to sell them at an appropriate time which will be subject to local economic factors. In recent years this has been challenging, and will continue to be so. Careful and prudent planning around the timing of capital receipts is needed to ensure schemes funded by capital receipts don't begin until we have received the receipt.

Capital receipts will be generated by continuing with our agricultural disposal policy, our policy to reduce the number of assets that we have and the forthcoming review of the commercial estate.

Our assets are also supporting the Strategic Housing and Regeneration Programme (SHARP) in innovative ways. We have identified surplus Council owned sites which will be used to develop new housing. This input will need to continue throughout the life of the programme. The impact of this on the generation of capital receipts will need to be carefully mapped and reflected within the wider Capital Programme.

Specific Grants and Contributions etc.

Specific Grants

These are grant allocations received from a range of sponsoring bodies including Welsh Government, Lottery, etc. for associated specific programmes and projects, with limited local discretion on how the funding is spent. Often the terms and conditions of such funding will require unused funding to be returned, and can require the Council to match fund. In times where capital resources are declining the Council will seek to maximise such funding streams, subject to the initiative/scheme reflecting both the third party's agenda and the Council's priorities.

Specific Contributions

These are contributions from developers towards the provision of public assets or facilities. Sometimes these are to mitigate the impact of their development on communities and are often referred to as Section 106 contributions. Contributions are earmarked for specific purposes in planning agreements and often relate to infrastructure projects including play areas, open spaces, and schools, but also including affordable housing. Developers also contribute to highways infrastructure developments through Section 38 and 278 agreements.

Specific Capital Loans

Increasingly, as Welsh Government's funding comes under pressure, capital funding that was previously issued as a specific capital grant is converted into a repayable loan, examples include the Home Improvement Loans fund, and Vibrant and Viable Places funding. Grant funding will always be preferable to loan funding as it does not require repayment, however, loan funding does have benefits. Its use to date has been to provide recyclable loan funding for regeneration purposes. The benefit is that rather than being used to fund a single project, the funding can be recycled and used to fund a number of projects over the term of the loan.

Capital Loans are also available, and have been used, from other sources such as Salix in relation to energy saving projects.

As with grants, the Council will seek to maximise such developments that are in line with its priorities, whilst carefully considering the additional administrative burden in issuing and collecting loans, and the risk it carries from loan defaults.

Local Government Borrowing Initiative (LGBI)

In recent years, as Welsh Government funding has been under pressure, schemes that would have been funded by capital grant have been funded by LGBI. Welsh Government provides the revenue support for borrowing costs incurred by the Council in borrowing to fund capital schemes (the difference with supported borrowing being that it's for a specific purpose aligned to Welsh Government priorities). LGBI has recently been used for highways maintenance and used to part fund the Welsh Government element of the 21st Century Schools programme – 'Band A'.

Capital Expenditure charged to Revenue Account (CERA)

Capital expenditure can be funded via a direct contribution from revenue funding (note: capital financing regulations mean it is not possible to use capital funding to fund revenue expenditure). This method of funding is extensively used by the HRA and will continue to be in the future. Its use for Council Fund activity is generally quite limited as this would add pressure to the revenue budget as forecast in the Medium Term Financial Strategy (MTFS).

Unsupported Prudential Borrowing (commonly referred to as Prudential Borrowing)

The Prudential Code for Capital Finance in Local Authorities supports local authorities in determining their programmes for capital investment in assets (we are required by regulation to follow its requirements). The Prudential Code gives councils discretion to undertake borrowing to fund capital projects with the full cost of borrowing funded from future council revenue resources subject to the Council demonstrating, within a clear framework, that the capital investment plans are affordable, prudent and sustainable. A range of prudential indicators must be produced and approved demonstrating the impact of the programme. This option for funding additional capital developments is one which is funded from within existing revenue budgets or from generating additional and ongoing income streams, there is no support from any external funding which is a major constraint on its use as any scheme funded by prudential borrowing will add to the forecast budget deficit in the MTFS.

To date, limited use has been made of the option following cautious and prudent consideration of long term impacts. This approach will continue to be used with schemes that have a clear financial benefit such as 'invest to save', 'spend to earn', and those that generate returns over and above the costs of debt. The focus will be to fund schemes that are the Council's priorities, attract third party funding and generate revenue benefits in future financial years in the form of revenue savings, income generation or increasing Council Tax yield. In addition, prudential borrowing will be used to fund the Council element of Sustainable Communities for Learning – 'Band B', redevelopment of Theatr Clwyd, relocation of Tri-ffordd day service provision and the HRA SHARP schemes.

Alternative Sources

There are a number of other alternative sources of capital funding which the Council could make use of, depending on circumstances and cost:-

- Finance Leases - Leases that transfers (to the lessee) substantially all the risks and rewards of ownership of an asset, even though ownership may not be transferred. This method was used for the equipment at Deeside Leisure Centre and the Jade Jones Pavilion, Flint.
- Public Private Partnerships (PPPs) - This is a broad term for various arrangements in which the Council has a longer and more intensive relationship with a private sector supplier than it does under a traditional contract. It includes:-
 - PFI contracts;
 - Local Asset Backed Vehicles (LABVs);
 - Strategic partnering;
 - Sale and Lease back;
 - Joint Ventures;
 - Deferred Purchase, and
 - Mutual Investment Model (MIM)

To date, the Council has made very limited use of alternative funding options listed above. In future all options, along with any new initiatives, will be explored and used carefully. Capital schemes funded from alternative sources are likely to increase the Council's debt liability, therefore use will be restricted and considered in the same way as prudential borrowing.

4. PRIORITISATION OF CAPITAL EXPENDITURE

The purpose of the Capital Programme is to optimise the Council’s use of capital resources by allocation to those areas identified as representing the strategic priorities of the Council. The Programme is split into 3 sections;

- Statutory / Regulatory Programme consisting of an annual allocation to fund schemes of a statutory / regulatory nature. Examples include providing financial support to repair, improve and adapt private sector homes, and adapting schools for disabled children. Service areas will be required to submit plans for approval before the start of each financial year.
- Retained Asset Programme consisting of an annual allocation to fund schemes that maintain, improve or lengthen the economic life of the assets that we retain to use in delivering services where there is already a significant amount of capital work needed, identified by service plans / condition surveys etc. Service areas identified are: schools, highways, and corporate office accommodation. Service areas are required to submit plans for approval before the start of each financial year.
- Investment Programme consisting of allocations to fund new schemes arising from Portfolio Business Plans. Such schemes will be necessary to achieve revenue efficiencies included within Portfolio Business Plans, the MTFS and our strategic priorities as included in the Council Plan. Approval of such schemes will be through the submission of a full business case identifying the source of capital funding and the asset’s lifetime costs going forward.

Funding of schemes will be allocated as shown below:

| | | | |
|----------------------------------|--------------------------|----------------------|---|
| Statutory / Regulatory Programme | Retained Asset Programme | Investment Programme | |
| General Capital Grant | Supported Borrowing | Capital Receipts | Debt and Alternative Sources of Funding |

Capital Programmes will be set every year covering a timeframe of the next 3 financial years on a rolling basis, reflecting that capital schemes don’t match financial years and span more than 1 financial year. Schemes starting in that first financial year will be approved along with any costs and funding required in the subsequent 2 financial years. Schemes starting later than the first financial year will be given indicative support to enable services to plan, but will ultimately require formal approval through the process of approving the subsequent years’ Capital Programme.

Sufficient ‘headroom’ will be built into the Capital Programme to facilitate more flexibility, thus allowing smaller schemes to be presented, considered and approved by Cabinet in year. Such schemes arise in year due to, for example, grants that require an element of match funding or unforeseen events such as regulatory works etc.

The development of the Capital Programme will be considered in the context of its impact on the Council’s MTFS and in particular the added pressure the Capital Programme may bring to the revenue budget.

5. GOVERNANCE

Planning for the Capital Programme is determined in parallel with service and revenue budget planning process within the framework of the MTFS.

New investment capital schemes will be rigorously appraised through submission of full business cases which will include schemes funded by grants or contributions from 3rd parties. Large schemes which are programmes in their own right will be subject to gateway reviews at stages during the programme, for example Sustainable Communities for Learning and SHARP. This ensures that the evidence and the case for change when the scheme was initially approved is still valid, and that lessons learned from early stages can be applied to future stages.

Those portfolios with core allocations will submit annual plans for assessment and challenge by the Capital and Assets Programme Board to ensure compliance with the Capital Strategy and the Asset Management Plan.

The Capital Programme, where possible, will be set for each coming financial year before the annual budget, and will include indicative figures spanning the same time frame as the MTFS.

Monitoring of the annual Capital Programme will be undertaken at a Portfolio level by the Capital and Technical Accounting Team, with progress updates given to the Capital and Assets Programme Board. Reporting to Members will take place quarterly to Cabinet and Corporate Resources Overview and Scrutiny Committee including:

- New schemes or additions to existing schemes
- Removal of or reductions to schemes
- Slippage on schemes, and impact on future years capital programme
- Funding virements between schemes
- Other necessary revisions to the scheme

The Capital and Assets Programme Board will develop processes for monitoring the outcomes of capital schemes and measures to monitor the performance of assets.

Capital expenditure plans

The Council's planned capital expenditure for the period 2023/24 to 2025/26 is summarised below:

Table 1: Prudential Indicator: Estimates of Capital Expenditure in £ millions

| | 2023/24 Estimate | 2024/25 Estimate * | 2025/26 Estimate |
|-------------------------|-----------------------------|-------------------------------|-----------------------------|
| Council Fund | 33.041 | 33.924 | 24.668 |
| Housing Revenue Account | 27.519 | 27.680 | 30.234 |
| Total | 60.560 | 61.604 | 54.902 |

*£3.2m of capital expenditure in 2024/25 arises from a change in the accounting for leases and does not represent cash expenditure.

The Council's Capital Programme is due to be approved by Council in December 2022, and details can be found on the Council's website.

The Council is planning a number of significant investments during the period of this strategy. In particular, it is investing substantially in its schools in conjunction with Welsh Government through the Sustainable Communities for Learning Band B programme; is undertaking redevelopment of Theatr Clwyd; build of a new Cores Atti Residential Care Home, to develop care homes that value older people and provide good quality support; has plans, in conjunction with its partners, to create a new archive building to deliver a single archive service for North East Wales, and is planning to relocate the Tri-ffordd day service provision. More detail is available in the Capital Programme 2023/24 – 2025/26 report.

The Housing Revenue Account (HRA) is a 'ring-fenced' account which ensures that council housing does not subsidise, or is itself subsidised by, other local services. HRA capital expenditure is therefore recorded separately. The Council has plans to invest significantly in housing assets over the period of the strategy, including the building of new homes as part of the SHARP, as well as bringing its stock into line with the Welsh Housing Quality Standard (WHQS).

In addition, part of SHARP is to build new homes for rent at intermediate rent levels (between social housing rents and market rents). This is achieved by making capital loans to the Council's wholly owned subsidiary, North East Wales Homes Ltd (NEW Homes) to build affordable homes.

All capital expenditure must be financed, either from external sources (government grants and other contributions), the Council's own resources (revenue, reserves and capital receipts) or debt (borrowing, leasing etc.). The planned financing of the above expenditure is as follows, broken down into the sources detailed above:

Table 2: Capital Financing in £ millions

| | 2023/24 Estimate | 2024/25 Estimate * | 2025/26 Estimate |
|---------------------------------|-----------------------------|-------------------------------|-----------------------------|
| Council Fund | | | |
| <u>External Sources</u> | | | |
| USB | 4.826 | 4.826 | 4.826 |
| GCG | 3.326 | 3.326 | 3.326 |
| Specific Grants/Contrib's/Loans | 13.005 | 14.268 | 8.921 |
| <u>Own Resources</u> | | | |
| Capital Receipts | 2.952 | 0.000 | 0.000 |
| <u>Debt</u> | | | |
| Prudential Borrowing | 8.932 | 11.504 | 7.595 |
| | | | |
| Sub Total - Council Fund | 33.041 | 33.924 | 24.668 |
| | | | |

| | | | |
|---------------------------------|---------------|---------------|---------------|
| Housing Revenue Account | | | |
| <u>External Sources</u> | | | |
| MRA | 4.968 | 4.968 | 4.968 |
| Specific Grants/Contrib's/Loans | 0.400 | 0.400 | 0.400 |
| <u>Own Resources</u> | | | |
| CERA | 11.385 | 11.731 | 12.072 |
| <u>Debt</u> | | | |
| Prudential Borrowing | 10.766 | 10.581 | 12.794 |
| | | | |
| Sub Total - HRA | 27.519 | 27.680 | 30.234 |
| | | | |
| TOTAL | 60.560 | 61.604 | 54.902 |

*£3.2m of capital expenditure in 2024/25 arises from a change in the accounting for leases and does not represent cash expenditure.

Debt is only a temporary source of finance, as any loans or leases must be repaid. Local authorities are required each year under regulations, to set aside some of their revenue resources as provision for the repayment of debt. The annual charge to the revenue account for repaying debt is known as the Minimum Revenue Provision (MRP). Planned MRP is as follows:

Table 3: Replacement of prior years' debt finance in £ millions

| | 2023/24 Estimate | 2024/25 Estimate | 2025/26 Estimate |
|-------------------------|-----------------------------|-----------------------------|-----------------------------|
| Council Fund | 3.301 | 3.700 | 4.220 |
| Housing Revenue Account | 1.702 | 1.863 | 2.025 |

Local authorities are required to set a policy for MRP each financial year. The Council sets its annual MRP policy in February each year and this is available on its website.

Alternatively, capital receipts may be used to repay debt by applying capital receipts to the Capital Financing Requirement (CFR).

The Council's cumulative outstanding amount of capital expenditure financed by debt is measured by the Capital Financing Requirement (CFR). This increases with new debt-financed capital expenditure and reduces with MRP and any capital receipts used to repay debt. Based on the above figures for expenditure and financing, the Council's estimated CFR is as follows:

Table 4: Prudential Indicator: Estimates of Capital Financing Requirement in £ millions

| | 2023/24 Estimate | 2024/25 Estimate * | 2025/26 Estimate |
|-------------------------|-----------------------------|-------------------------------|-----------------------------|
| Council Fund | 241.675 | 266.865 | 277.024 |
| Housing Revenue Account | 143.459 | 152.177 | 162.944 |
| Total | 385.134 | 419.042 | 439.968 |

*£3.2m of capital expenditure in 2024/25 arises from a change in the accounting for leases and does not represent cash expenditure.

6. TREASURY MANAGEMENT

Treasury Management is concerned with keeping sufficient but not excessive cash available to meet the Council's spending needs as they fall due, while managing the risks involved. Surplus cash is invested until required, while a shortage of cash will be met by borrowing, to avoid excessive credit balances or overdrafts in the bank current account. The Council is typically cash rich in the short-term as revenue income is received before it is spent, but cash poor in the long-term as capital expenditure is incurred before being financed. The revenue cash surpluses are offset against capital cash shortfalls to reduce overall borrowing.

Due mainly to decisions taken in the past, the Council currently (30th September 2022) has £293m long term borrowing at an average interest rate of 4.5%, and no short term borrowing. It also has £38m treasury investments at an average interest rate of 1.86%.

Borrowing strategy: The Council's main objectives when borrowing are to achieve a low but certain cost of finance while retaining flexibility should plans change in future. These objectives are often conflicting, and the Council therefore seeks to strike a balance between cheap short-term loans (currently available at around 2.85%) and long-term fixed rate loans where the future cost is known but higher (currently 4.72% to 5.24%).

The Council does not borrow to invest for the primary purpose of financial return and therefore retains full access to the Public Works Loans Board.

Projected levels of the Council's total outstanding debt (which comprises borrowing and leases) are shown below, compared with the capital financing requirement (see above).

Table 5: Prudential Indicator: Gross Debt & the Capital Financing Requirement in £ millions

| | 2023/24 Estimate | 2024/25 Estimate | 2025/26 Estimate |
|-------------------------------|-----------------------------|-----------------------------|-----------------------------|
| Debt (Incl Leases) | 335.034 | 364.750 | 390.622 |
| Capital Financing Requirement | 385.134 | 419.042 | 439.968 |

Statutory guidance is that debt should remain below the Capital Financing Requirement, except in the short-term. As can be seen from Table 5, the Council expects to comply with this in the medium term.

Affordable borrowing limit: The Council is legally obliged to set an affordable borrowing limit (also termed the authorised limit for external debt) each year and to keep it under review. In line with statutory guidance, a lower “operational boundary” is also set as a warning level should debt approach the limit.

Table 6: Prudential Indicators: Authorised Limit & Operational Boundary for external debt in £m

| | 2023/24 Limit | 2024/25 Limit | 2025/26 Limit |
|--|------------------|------------------|------------------|
| Authorised Limit - Borrowing | 406 | 439 | 460 |
| Authorised Limit - Other long term liabilities | 35 | 35 | 35 |
| Authorised Limit - Total External Debt | 441 | 474 | 495 |
| Operational Boundary - Borrowing | 386 | 419 | 440 |
| Operational Boundary - Other long term liabilities | 20 | 20 | 20 |
| Operational Boundary - Total External Debt | 406 | 439 | 460 |

Treasury Investment strategy: Treasury investments arise from receiving cash before it is paid out again. Investments made for service reasons or for pure financial gain are not generally considered to be part of treasury management.

The Council’s policy on treasury investments is to prioritise security and liquidity over yield that is to focus on minimising risk rather than maximising returns. Cash that is likely to be spent in the near term is invested securely, for example with the government, other local authorities or selected high-quality banks, to minimise the risk of loss. Money that will be held for longer terms is invested more widely, including in bonds, shares and property, to balance the risk of loss against the risk of receiving returns below inflation. Both near-term and longer-term investments may be held in pooled funds, where an external fund manager makes decisions on which particular investments to buy and the Council may request its money back at short notice.

Governance: Decisions on treasury management investment and borrowing are made daily and are therefore delegated to the Corporate Finance Manager and the Treasury Management team, who must act in line with the Treasury Management Strategy approved annually by the Council in February. Quarterly reports on treasury management activity are presented to the Governance and Audit Committee. The Governance and Audit Committee is responsible for scrutinising treasury management decisions.

The Council sets a Treasury Management Policy Statement, an annual Treasury Management Strategy and Treasury Management Schedules and Practices which contain further details on the Council’s borrowing strategy, investment strategy and treasury management governance which are available on its website.

7. COMMERCIAL ACTIVITIES

The Council has a portfolio of investment properties, in the form of agricultural property and industrial units. Although these are classified as investment properties, they are legacy assets and the Council is managing down its agricultural portfolio and is reviewing its position in regard to industrial units. The Council does not borrow to invest for the primary purpose of financial return.

Table 7: Prudential Indicator: Net Income from Commercial and Service Investments to Net Revenue Stream

| | 2023/24 Estimate | 2024/25 Estimate | 2025/26 Estimate |
|---|---------------------|---------------------|---------------------|
| Total net income from service and commercial investment | 1.692 | 1.692 | 1.692 |
| Proportion of net revenue stream | 0.51% | 0.50% | 0.50% |

8. LIABILITIES

In addition to debt of £293m detailed above, the Council is committed to making future payments to cover its pension fund deficit (valued at £363m). It has also set aside £1m to cover the risks associated with the aftercare of former landfill sites, and £3.4m as a provision against bad debts.

The Council is also at risk of having to pay for any additional works necessary at landfill sites, payments in respect of historic insurance, abuse and housing disrepair claims, costs involved in some employment tribunal cases, and has given pension guarantees on behalf of various alternative service delivery models. The Council has not set aside any funds because of a lack of certainty in estimating the size and timing of these liabilities.

Governance: Decisions on incurring new discretionary liabilities are taken by Chief Officers in consultation with the Corporate Finance Manager. The risk of liabilities crystallising and requiring payment is monitored by corporate finance and reported as required to Cabinet.

Further details on liabilities and guarantees are in the contingent liability section in Note 34 of the Council's 2021/22 Statement of Accounts available on its website.

9. REVENUE BUDGET IMPLICATIONS

Although capital expenditure is not charged directly to the revenue budget, interest payable on loans and MRP are charged to revenue. The net annual charge is known as financing costs; this is compared to the net revenue stream i.e. the amount funded from Revenue Support Grant, Council Tax and business rates (NNDR) for the Council Fund, and the HRA equivalent is the amount to be met from Welsh Government grants and rent payers.

Table 8: Prudential Indicator: Proportion of Financing Costs to Net Revenue Stream

| | 2023/24 Estimate | 2024/25 Estimate | 2025/26 Estimate |
|--------------|-----------------------------|-----------------------------|-----------------------------|
| Council Fund | 4.30% | 4.72% | 4.94% |
| HRA | 18.03% | 18.36% | 18.12% |

Sustainability: Due to the very long-term nature of capital expenditure and financing, the revenue budget implications of expenditure incurred in the next few years will extend for up to 50 years into the future. The Corporate Finance Manager is satisfied that the proposed Capital Programme is prudent, affordable and sustainable because the impact of the existing Capital Programme on the MTFS has been considered, and the revenue implications of future capital schemes are included when considering the approval of the capital budget. .

Other revenue implications of capital expenditure are included in business cases and are factored into the MTFS.

10. KNOWLEDGE AND SKILLS

The Council employs professionally qualified and experienced staff in senior positions with responsibility for making capital expenditure, borrowing and investment decisions. For example, the Corporate Finance Manager is a qualified accountant with significant experience. The Council pays for junior staff to study towards relevant professional qualifications, including CIPFA and AAT.

Where Council staff do not have the knowledge and skills required, use is made of external advisers and consultants that are specialists in their field. The Council currently employs Arlingclose Limited as treasury management advisors. This approach is more cost effective than employing such staff directly, and ensures that the Council has access to knowledge and skills commensurate with its risk appetite.

Eitem ar gyfer y Rhaglen 6



CABINET

| | |
|------------------------|---|
| Date of Meeting | Tuesday, 22 nd November 2022 |
| Report Subject | Capital Programme 2023/24 – 2025/26 |
| Cabinet Member | Cabinet Member for Finance, Inclusion, Resilient Communities including Social Value and Procurement |
| Report Author | Chief Executive Corporate Manager – Capital Programme and Assets Corporate Finance Manager |
| Report Type | Strategic |

EXECUTIVE SUMMARY

This report presents the proposed Capital Programme for the period 2023/24 – 2025/26 for recommendation to Council.

The Council's Capital Programme covers investment in assets for the long term to enable the delivery of high quality and value for money public services. Assets include buildings (such as schools, care homes and day centres), infrastructure (such as highways and ICT networks) and assets not owned by the Council (such as works to improve and adapt private sector homes). The proposed capital investments outlined within this report are closely aligned to portfolio service business plans and the Council Plan.

The Council has limited capital resources from Welsh Government to support Council priorities, needs and liabilities. However, it has the powers to fund capital schemes by borrowing - this is temporary and ultimately, the cost and repayment of any borrowing is charged to the Council's revenue budget. Schemes funded by borrowing are carefully considered due to the long-term impacts on the Council's revenue budget.

The report divides the Council Fund Capital Programme into three sections:-

1. Statutory / Regulatory - allocations to cover regulatory and statutory works.
2. Retained Assets - allocations to fund infrastructure works necessary to ensure service and business continuity.

3. Investment - allocations to fund works necessary to remodel services to deliver efficiencies outlined in portfolio business plans and invest in services as outlined in the Council Plan.

Historically, much of the Council's programme has been funded from capital receipts and grants. The Council's ability to generate significant capital receipts is challenging as the assets the Council has available for disposal diminish. Wherever possible every opportunity to identify assets for sale and other sources of funding such as specific grants and revenue contributions will be explored. However, the Council will need to use prudential borrowing to finance more of the programme going forward. In particular, the Sustainable Communities for Learning Band B programme, and other schemes included within the investment programme will need to be funded through prudential borrowing.

The Capital Strategy has been updated and is presented separately on the agenda.

The information in this report refers to the Council Fund (CF) programme only, not the housing programme which is funded from the Housing Revenue Account (HRA) and which is reported separately.

RECOMMENDATIONS

| | |
|---|---|
| 1 | To approve the allocations and schemes in Table 3 (paragraph 1.09) for the Statutory/Regulatory and Retained Assets sections of the Council Fund Capital Programme 2023/24 - 2025/26. |
| 2 | To approve the schemes included in Table 4 (paragraph 1.31) for the Investment section of the Council Fund Capital Programme 2023/24 - 2025/26. |
| 3 | To note that the shortfall in funding of schemes in 2024/25 in Table 5 (paragraph 1.37) at this point in the approval process allows flexibility. Options including a combination of future capital receipts, alternative grants (if available), prudential borrowing or the re-phasing of schemes will be considered during 2023/24, and included in future Capital Programme reports. |
| 4 | To consider and approve the schemes included in Table 6 (paragraph 1.41) for the specifically funded section of the Council Fund Capital Programme which will be funded in part through borrowing. |

REPORT DETAILS

| | |
|-------------|---|
| 1.00 | EXPLAINING THE CAPITAL PROGRAMME 2023/24 – 2025/26 |
| 1.01 | <p>The Council’s Capital Programme encompasses investing significant resources in assets for the long term to enable the delivery of high quality, value for money public services. Assets include buildings (such as schools, care homes and day centres), infrastructure (such as highways and ICT networks), and assets not owned by the Council (such as works to improve and adapt private sector homes). The proposed capital investments outlined within this report are closely aligned to portfolio service business plans and the Council Plan.</p> <p>The Council has limited capital resources from Welsh Government (WG) to support Council priorities, needs and liabilities; however, it has the powers to fund capital schemes by borrowing, but this is temporary and ultimately the cost and repayment of any borrowing is charged to the Council’s revenue budget. Schemes funded by borrowing are carefully considered due to the long term impacts on the Council’s revenue budget.</p> <p>The first half of this report covers parts of the Capital Programme where the Council invests in local infrastructure, facilities and assets, which will be funded from general capital resources (General Capital Grant, Unhypothecated Supported Borrowing and Capital Receipts). Regional programmes such as the Growth Deal for North Wales which will draw on national funds, and the Housing Revenue Account (HRA) Capital Programme, which is separate and includes the Welsh Housing Quality Standard (WHQS) work programme and Strategic Housing and Regeneration Programme (SHARP), supplement the Council funded Capital Programme.</p> <p>The second half of the report covers parts of the Capital Programme which includes specific grants as far as information is available at the time of writing, and borrowing. This includes the Sustainable Communities for Learning Programme, delivered in partnership between the Council and WG.</p> |
| 1.02 | <p>General Capital Programme 2022/23 – 2024/25 Update</p> <p>The Council’s Capital Strategy divides the Capital Programme into three parts as follows.</p> <ol style="list-style-type: none">1. Statutory / Regulatory section – to cover regulatory and statutory works. Examples include providing support to improve and adapt private sector homes (Disabled Facilities Grants), adaptations to schools for children with disabilities and any works required to keep buildings open by meeting Health and Safety requirements.2. Retained Assets section – to ensure service and business continuity. This includes schemes that enhance and improve retained assets and infrastructure to deliver services and meets significant need identified by service plans or through condition surveys etc. |

3. **Investment section** – to fund costs incurred when remodelling and investing in services. This includes new schemes arising from portfolio business plans, the Council Plan, other relevant and emerging plans, and other strategies or emerging Council priorities approved through a selection process based on the provision of a business case.

1.03 Table 1 below summarises the updated Council funded Capital Programme for 2022/23 – 2024/25 as reported at Month 6 2022/23:

Table 1

| ESTIMATED FUNDING 2022/23 - 2024/25 | | | | |
|--|----------------|----------------|----------------|---------------|
| | 2022/23 | 2023/24 | 2024/25 | Total |
| | £m | £m | £m | £m |
| Funding | | | | |
| Un-hypothecated Supported Borrowing (USB) ¹ | 4.022 | 4.022 | 4.022 | 12.066 |
| General Capital Grant (GCG) ¹ | 2.772 | 2.772 | 2.772 | 8.316 |
| Capital Receipts Available | 1.058 | 0.000 | 0.000 | 1.058 |
| Surplus B/Fwd from 2021/22 | 5.862 | 0.000 | 0.000 | 5.862 |
| Total Funding | 13.714 | 6.794 | 6.794 | 27.302 |
| Expenditure | | | | |
| Total Capital Programme 2022/23 - 2024/25 | 10.512 | 6.562 | 6.852 | 23.926 |
| | 10.512 | 6.562 | 6.852 | 23.926 |
| Surplus / (Shortfall) | 3.202 | 0.232 | (0.058) | 3.376 |
| ¹ As per 2022/23 Final Settlement | | | | |

1.04 Table 1 shows the current position of the Capital Programme 2022/23 – 2024/25 as reported at Month 6 to Cabinet and Corporate Resources Overview and Scrutiny Committee an overall surplus in funding of £3.376m, with a surplus in 2022/23 of £3.202m.

When the budget was set in December 2021, there was a shortfall in funding of schemes in 2022/23, 2023/24 and 2024/25. At that point in the approval process the position was kept flexible and this was explained in the report to Council at that time. Options included a combination of future capital receipts, alternative grants, prudential borrowing or scheme phasing over several years which would be considered during 2022/23.

1.05 Given the current position in setting the Capital Programme for the next 3 years 2023/24 – 2025/26, careful consideration has been given to new schemes proposed for inclusion as, should other sources of funding not materialise, the Council will need to use prudential borrowing to finance the remainder of the programme going forward.

1.06

Projected General Funding Available 2023/24 - 2025/26

Table 2 below shows the general capital funding currently projected to be available to fund the Capital Programme over the next 3 years (2023/24 - 2025/26).

Table 2

| ESTIMATED AVAILABLE FUNDING 2023/24 - 2025/26 | | | | |
|--|----------------|----------------|----------------|---------------|
| | 2023/24 | 2024/25 | 2025/26 | Total |
| | £m | £m | £m | £m |
| Funding (Excluding Specific Funding) | | | | |
| Un-hypothecated Supported Borrowing (USB) ¹ | 4.826 | 4.826 | 4.826 | 14.478 |
| General Capital Grant (GCG) ¹ | 3.326 | 3.326 | 3.326 | 9.978 |
| Surplus B/Fwd from 2021/22 | 3.202 | 0.000 | 0.000 | 3.202 |
| Total | 11.354 | 8.152 | 8.152 | 27.658 |

¹ As per 2022/23 Final Settlement

1.07

Table 2 assumes that the Un-hypothecated Supported Borrowing allocation and the General Capital Grant received from WG in the years 2023/24 to 2025/26 remains as indicated in the 2022/23 final Financial Settlement for Welsh local government. The 2023/24 Provisional Settlement for Welsh local government announcement has been provisionally set for the 14th December.

1.08

The figures in Table 2 relate to the Council Fund (CF) only, with the HRA Capital Programme being reported separately.

General Capital Programme 2023/24 – 2025/26

1.09

Statutory / Regulatory and Retained Asset Allocations – 2023/24 – 2025/26

Table 3 shows the proposed allocations for the period 2023/24 - 2025/26 for the Statutory / Regulatory and Retained Asset sections of the Capital Programme.

Table 3

| PROPOSED ALLOCATIONS 2023/24 - 2025/26 | | | | |
|---|----------------|----------------|----------------|---------------|
| | 2023/24 | 2024/25 | 2025/26 | Total |
| | £m | £m | £m | £m |
| Statutory / Regulatory Section | | | | |
| Equalities Act - Individual pupils | 0.500 | 0.500 | 0.500 | 1.500 |
| Disabled Facilities Grants | 1.660 | 1.660 | 1.660 | 4.980 |
| Private Sector Housing Renewal | 0.040 | 0.040 | 0.040 | 0.120 |
| School building works | 0.500 | 0.500 | 0.500 | 1.500 |
| Corporate property works | 0.300 | 0.300 | 0.300 | 0.900 |
| Upgrade of kitchen equipment in schools | 0.050 | 0.000 | 0.000 | 0.050 |
| School safeguarding works | 0.100 | 0.100 | 0.100 | 0.300 |
| Target Hardening | 0.030 | 0.030 | 0.030 | 0.090 |
| Total Statutory / Regulatory | 3.180 | 3.130 | 3.130 | 9.440 |
| Retained Assets Section | | | | |
| School building works | 1.000 | 1.000 | 1.000 | 3.000 |
| Corporate property works | 0.300 | 0.300 | 0.300 | 0.900 |
| Highways Asset Management Plan | 1.500 | 1.500 | 1.500 | 4.500 |
| Play areas | 0.200 | 0.200 | 0.200 | 0.600 |
| ICT - Equipment at Datacentres | 0.110 | 0.556 | 0.000 | 0.666 |
| ICT - Server Technology Replacements | 0.088 | 0.323 | 0.264 | 0.675 |
| ICT - Laptop / PC Replacements | 0.104 | 0.092 | 0.268 | 0.464 |
| ICT - Storage Technology Replacement | 0.055 | 0.000 | 0.000 | 0.055 |
| ICT - Cyber Security | 0.000 | 0.000 | 0.066 | 0.066 |
| Schools WiFi and Networking Infrastructure | 0.000 | 0.000 | 1.020 | 1.020 |
| Base Provision for Leisure and Libraries Estate | 0.200 | 0.200 | 0.200 | 0.600 |
| All Weather Pitches | 0.195 | 0.000 | 0.000 | 0.195 |
| Public Space CCTV Upgrades | 0.033 | 0.000 | 0.000 | 0.033 |
| 'Headroom' | 0.350 | 0.350 | 0.350 | 1.050 |
| Total Retained Assets Section | 4.135 | 4.521 | 5.168 | 13.824 |

1.10

The information in Table 3 in relation to the new and previously approved schemes is explained in more detail in paragraphs 1.11 to 1.30 below.

1.11

Equalities Act – Individual pupils

An annual allocation to adapt and modify schools for children who have disabilities to support and create increasingly inclusive school environments. These works help the Council to meet its obligations under disability legislation, and reduce the potential costs and disruption associated with transporting pupils to alternative sites.

No changes are proposed for 2023/24 to 2025/26.

| | |
|------|--|
| 1.12 | <p><u>Disabled Facilities Grants (DFG)</u></p> <p>An annual allocation to improve and adapt private sector homes comprising:</p> <ul style="list-style-type: none"> • Disabled Facilities Grants – adaptations enabling residents to continue to live independently in their own homes • Partnership working with Care and Repair to support vulnerable residents <p>No changes are proposed for 2023/24 to 2025/26.</p> |
| 1.13 | <p><u>Private Sector Housing Renewal</u></p> <p>An annual allocation for private sector housing renewal and improvement loan management and administration. This had previously been reported under the DFG section before the services were disaggregated across portfolios.</p> <p>No changes are proposed for 2023/24 to 2025/26.</p> |
| 1.14 | <p><u>School building works</u></p> <p>An annual allocation to fund the most urgent property works required at schools split across the regulatory / statutory and retained assets sections of the Capital Programme.</p> <p>A programme of toilet upgrades in both primary and secondary schools to ensure compliance with Education (School Premises) Regulations 1999 and Department for Education and Skills document "Toilets in Schools". There is currently a backlog of such works estimated to be in the region of £1.5m which is often reflected as a Health and Safety issue in Estyn inspections of schools. £0.100m per annum. When building new schools or extending current ones, the Council takes the approach to upgrade to the current standards at that time.</p> <p>Works to upgrade ventilation systems at school kitchens which are failing building regulations and gas safety legislation and are at risk of closure. £0.200m per annum.</p> <p>Fire Inspection Works at schools which are the responsibility of the Local Authority and have been identified during statutory fire risk assessments. £0.200m per annum.</p> <p>No changes are proposed for 2023/24 to 2025/26.</p> |
| 1.15 | <p><u>Corporate property works</u></p> <p>An annual allocation to fund the most urgent property works required at non-school premises split across the regulatory / statutory and retained assets sections of the Capital Programme, including managing risks from legionella, fire safety, asbestos, accessibility and health and safety.</p> |

| | |
|------|---|
| | No changes are proposed for 2023/24 to 2025/26. |
| 1.16 | <p><u>Upgrade of kitchen equipment in schools</u></p> <p>The equipment in many of the school kitchens is currently very old and inefficient. Investment in new equipment will produce efficiency savings and will also better ensure the health and safety of NEWydd catering staff.</p> <p>No change is proposed for 2023/24.</p> |
| 1.17 | <p><u>School safeguarding works</u></p> <p>There is a requirement to carry out works/adaptations at schools, to address safeguarding concerns raised about access at main entrances. These works are required to ensure both children and adults can attend schools in a safe and secure environment.</p> <p>No changes are proposed for 2023/24 to 2025/26.</p> |
| 1.18 | <p><u>Target Hardening</u></p> <p>The target hardening budget requires replenishment over the next three year period to prevent unauthorised use of land or buildings within the County.</p> <p>No changes are proposed for 2023/24 to 2025/26.</p> |
| 1.19 | <p><u>Highways Asset Management Plan (HAMP)</u></p> <p>An annual allocation of £1.5m to fund the HAMP which includes resurfacing of the classified Highway Network, replacement programme for street lighting columns and structural maintenance, with £0.100m to be top sliced for 'streetscape' improvements.</p> <p>Whilst the Council has a statutory duty to maintain the Highways Network in a safe condition for travel, how the Council does this is not defined. WG set targets for road condition indices, and at present Flintshire is performing better than the target set as a result of significant additional investment from WG in recent years, however this funding has now ceased resulting in the proposed increase in the annual allocation.</p> <p>See paragraph 1.52 for more detail in regard to the position on the potential development of the HAMP.</p> <p>It is proposed to increase the annual allocation by £0.500m; to £1.5m for 2023/24 to 2025/26.</p> |
| 1.20 | <p><u>Play areas</u></p> <p>An annual allocation of £0.200m to fund the most urgent requirements to replace play equipment that has reached the end of its useful life at play areas, as well as upgrades to play areas. This will be delivered by Aura as the Council's management partner.</p> |

| | |
|------|---|
| | No changes are proposed for 2023/24 to 2025/26. |
| 1.21 | <p><u>ICT - Equipment at Datacentres</u></p> <p>£0.510m has previously been approved in the programme in 2024/25 for the replacement of equipment such as High Volume Air Conditioning units and batteries. This is to ensure the power supply to data centres is not interrupted, and to replace outdated systems with the technologies required to deliver effective datacentres and improve connection to end users devices.</p> <p>New bids include the environmental monitoring solutions and networking technologies at remote sites replacements in 2023/24, at a cost of £0.055m each. This is along with the upgrade to the Council’s telephone solution in 2024/25 costing £0.046m.</p> |
| 1.22 | <p><u>ICT - Server Technologies (Business Systems and SQL Servers)</u></p> <p>During the 2023/24 financial year the server technology used to deliver the Council’s remote access solution ‘Flintmap’ will require replacement at a cost of £0.088m.</p> <p>In 2024/25 and 2025/26 the server infrastructures currently used to deliver business systems through Citrix, will come to the end of their useable life and could lead to a degradation of service if not replaced, at a cost of £0.253m and £0.264m.</p> <p>£0.070m in 2024/25, for the replacement of servers used to support business systems that utilise SQL as a database technology, has been previously approved.</p> |
| 1.23 | <p><u>ICT - Laptop / PC Replacements</u></p> <p>The project will deliver a programme of device replacement based on the “just in time” principle of replacement to ensure the Council maximises the useable life of its laptop assets. It will ensure that the devices used by members of staff are fit for purpose and can deliver the required level of service, and can support the latest operating systems and security software.</p> <p>The absence of a replacement budget for replacement devices will result in devices that perform poorly and will not be able to accommodate the operating system and security software require to ensure the required level of performance. The inability to operate up to date security software poses a significant cyber security risk.</p> <p>Capital funding is required over a three year programme.</p> |
| 1.24 | <p><u>ICT - Storage Technology Replacement</u></p> <p>It is essential that the Council backs up data from IT systems to ensure copies are available to be restored in the case of data corruption, accidental deletion, or business system restoration. As equipment ages</p> |

| | |
|------|--|
| | <p>the risk for equipment failure increases. This would result in the need to back up the Council's IT Business Systems during the day which would cause disruption to the users of those IT systems. £0.055m is required in 2023/24.</p> |
| 1.25 | <p><u>ICT – Cyber Security</u></p> <p>The organisation relies on email scanning technology to check inbound emails to ensure they do not contain viruses or undesirable content. As cyber threats of this type continue to pose an increasing risk to organisations, it is important that this technology is kept up to date. £0.066m is required in 2025/26 for the replacement of firewall and email scanning technologies.</p> |
| 1.26 | <p><u>Schools WiFi and Networking Infrastructure</u></p> <p>Flintshire, along with all other authorities in Wales were awarded a significant amount of money to replace old and outdated networking infrastructures within all school by WG. This has provided the schools with a sound digital platform to deliver the curriculum for a number of years. The school infrastructures formed part of the Hwb programme (WG programme) and subsequent funding has been directed towards end users devices.</p> <p>A condition of the grant was that Local Authorities put in place sustainability plans to fund replacement infrastructures when they need replacement.</p> <p>The current networking and wireless equipment is two years old, and the wireless equipment will have reached the end of its usable life in 2025/26.</p> <p>The networking equipment replacement is expected in 2027/28, which is anticipated to cost £1.4m.</p> |
| 1.27 | <p><u>Base Provision for Leisure and Libraries Estate</u></p> <p>An annual allocation to fund the most urgent property works required across the Leisure and Libraries estate. The Council recognises its landlord responsibilities, it has retained ownership of all buildings from which Aura, its strategic Leisure and Libraries partner, delivers its business plan and operates these facilities in accordance with the service contract.</p> <p>No changes are proposed for 2023/24 to 2025/26.</p> |
| 1.28 | <p><u>All Weather Pitches</u></p> <p>Replace the playing surface of all weather sport pitches which are in poor condition and have reached the end of their useful lives.</p> <p>A forward work plan has been put together of pitches the Council are responsible for maintaining, to ensure that their life cycle costs are captured.</p> |

| | |
|------|---|
| | <p>Pitches at Deeside Leisure Centre will require resurfacing in 2023/24, based on the outcome of condition surveys that will be completed.</p> <p>No change is proposed for 2023/24.</p> |
| 1.29 | <p><u>Public Space CCTV Upgrades</u></p> <p>The upgrade of the public space CCTV cameras and associated control equipment has come through necessity, due to its age and a strong desire to reduce the increasing annual operational costs. Most of the existing analogue cameras have been declared obsolete “end of life”, meaning they are no longer supported by manufacturer(s) which makes it increasingly difficult to carry out repairs as faults arise. The provision of a public space CCTV scheme forms part of the Councils commitment to the Community Safety Partnership initiative.</p> <p>This project will provide the opportunity to upgrade the existing CCTV cameras to state of the art and “future proofed” technologies.</p> <p>Investment in the upgrade of an outdated CCTV system, the infrastructure and camera stock will reduce annual operational costs through projected savings on annual transmission costs and maintenance charges.</p> <p>No change is proposed for 2023/24.</p> |
| 1.30 | <p><u>Funding ‘Headroom’</u></p> <p>‘Headroom’ has been built in to the Capital Programme to enable the programme to be more flexible so that funding can be allocated to small schemes as they present in year either as a result of opportunities or unforeseen circumstances (£0.350m per annum). An example would be the need to complete further highways works as a result of an exceptionally severe winter over and above any planned works funded from the annual allocation.</p> <p>No changes are proposed for 2023/24 to 2025/26.</p> |
| 1.31 | <p>Investment Section of the Capital Programme 2023/24 – 2025/26</p> <p>Table 4 below shows the proposed schemes for the period 2023/24 - 2025/26 for the Investment section of the Capital Programme. Details are provided in paragraphs 1.32 to 1.36.</p> |

Table 4

| PROPOSED INVESTMENT SCHEMES 2023/24 - 2025/26 | | | | |
|--|----------------|----------------|----------------|---------------|
| | 2023/24 | 2024/25 | 2025/26 | Total |
| | £m | £m | £m | £m |
| Investment Section | | | | |
| <u>Previously Approved</u> | | | | |
| Joint Archive Facility, FCC and DCC | 0.000 | 0.138 | 2.645 | 2.783 |
| Relocation of Tri-ffordd Day Service Provision | 2.430 | 0.000 | 0.000 | 2.430 |
| | 2.430 | 0.138 | 2.645 | 5.213 |
| <u>New Schemes for Approval</u> | | | | |
| Croes Atti Residential Care Home | 1.250 | 4.800 | 0.000 | 6.050 |
| Theatr Clwyd Redevelopment | 1.500 | 0.000 | 0.000 | 1.500 |
| Levelling Up Fund - Match Funding | 0.000 | 1.107 | 0.000 | 1.107 |
| | 2.750 | 5.907 | 0.000 | 8.657 |
| Total Investment Section | 5.180 | 6.045 | 2.645 | 13.870 |

1.32

Joint Archive Facility, Flintshire and Denbighshire Councils

This scheme recognises and responds to the need and demand of the two Councils' archive services. Both services occupy old buildings, unfit for purpose. They lack suitable public spaces and appropriate storage, are too full to accept new collections and are listed buildings lacking scope for adaptation, requiring expensive maintenance. The proposal is to construct a new building adjacent to Theatr Clwyd, Mold, to house both the physical archives and the new service operations.

The funding application for Heritage Horizon Award was unsuccessful, and the project board had sought alternative grant funding from the National Lottery Fund Wales, however this was at a significantly reduced funding level.

Further work was undertaken to develop a scaled back scheme, which still delivers against the business case for both authorities, and a funding application was submitted to National Lottery Fund Wales in November 2021. The application was regrettably withdrawn in March 2022, when it became clear that the temporary facility for the theatre, would not have vacated the proposed archive site in sufficient time to manage the project timescales.

In order to manage timescales, an alternative location on the County Hall site is currently being considered for the scaled back scheme. The programme and costs are currently being reviewed, with a view to a further National Lottery Fund Wales funding application in February 2023, however the delay will have caused the overall project cost to increase due to construction inflation, but the maximum value of the grant available is

| | |
|------|---|
| | <p>unchanged. The need for the project remains, and it is planned to provide an update to both Councils, when the indicative costs and timescales have been confirmed.</p> <p>Direct Costs:</p> <ul style="list-style-type: none"> • Estimated funding available for the project is £10.5m, with £5.4m from grant funding, £3.028m from Flintshire County Council and £2.035m from Denbighshire County Council. £0.245m included in a previous programme. • It has been assumed that borrowing will be required to fund this project. The estimated revenue costs associated with borrowing £3.028m over 50 years totals £9.084m. In year 1 revenue debt costs are estimated to be £0.156m, rising to £0.215m in year 50, with an average of £0.181m over 50 years. <p>Direct Benefits:</p> <ul style="list-style-type: none"> • Sustainable and improved archive service for Denbighshire and Flintshire via the creation of a single shared service. • The construction of a new purpose built environmentally friendly building adjacent to Theatr Clwyd, Mold, to house both the physical archives and the new service operations. Provide a sustainable archive repository for the region for the foreseeable future from the perspective of storage space and building maintenance and management. • The overall revenue impact is an estimated saving of £11,647 per annum once the new building is open, with a potential further revenue saving once the joint service is running. <p>Indirect Benefits:</p> <ul style="list-style-type: none"> • Share knowledge and skills between the workforce of both Councils • Sphere of health, education and wellbeing (connectivity, involvement, identity) can be achieved. • The transferrable skills of our volunteers will develop will contribute to increasing their employability. • Deliver the long-term development of a resilient, relevant service: inspiring communities in North East Wales and enacting the Wellbeing of Future Generations Act; securing historic collections, diversifying audiences, volunteers and depositors. • Cost avoidance of £10,000 per annum additional revenue storage costs, and in excess of £0.718m to address the need for environmental management equipment, compliant storage areas and upgrading public facilities and access. |
| 1.33 | <p><u>Relocation of Tri-ffordd Day Service Provision</u></p> <p>Tri Ffordd is a day service provision in a horticultural environment set on 1.09 acres in Broughton for adults who have a Learning Disability, providing an opportunity for meaningful work orientated activity. The individuals who attend have a range of abilities and require varying levels of support and encouragement throughout the day to engage in activities and assist them with their daily needs.</p> |

The current buildings at Tri Ffordd are former farm buildings, some of which offer restricted internal space for service users. The site is located on a busy road, and is subject to limited scope for further development. Social Services assessed the requirement to relocate the service provision in order to provide a high quality service, taking in to account the needs of the individuals and of the service, in to the future.

An options appraisal was undertaken and as a consequence of this, a 10 acre site on the outskirts of Mold was identified as a potential new location for Tri Ffordd's activities, alongside further potential service developments.

A feasibility study was undertaken and report issue in September 2021 which presented three potential design options, one of which has been taken forward for further design development. A contractor has recently been appointed and the project is currently in the design stages (RIBA Stages 2 & 3) with a view to seeking the required planning permissions in November 2022.

Direct Costs:

- Capital investment required is £2.7m, for the development of new workshop buildings, alongside an office and other necessary facilities, toilets, boot room, garage for equipment. £0.270m was included in last year's programme.
- It has been assumed that borrowing will be required to fund this project. The estimated revenue costs associated with borrowing £2.7m over 50 years totals £8.1m. In year 1 revenue debt costs are estimated to be £0.140m, rising to £0.192m in year 50, with an average of £0.162m over 50 years
- It is likely that there will be additional costs related to the development in relation to the scheme progressing in accordance with the WG commitment towards Net Zero Carbon in Operation (NZCiO). There are dedicated funding streams in relation to Net Zero targets and applications will be made for the relevant funding in this area.

Direct Benefits:

- Improved offer for people with Learning Disabilities and Mental Health problems in a purpose built facility to meet the needs of the intended client group, including those with mobility issues
- The development of purpose-built workshops for people supported to undertake their activities safely
- The development of a dedicated 'staff' area, with office, meeting space and breakout spaces for those attending. Here those attending undertake other activities. This also includes a reception where the service can sell the items produced at the site, such as plants and hanging baskets, alongside other products made across learning disability services, including crafts and refurbished bikes
- Provision of a 'changing places' facility within the building offering a changing places facility within the Mold area

Indirect Benefits:

- The new site presents an opportunity for service development. There is potential for services to be offered 7 days a week,

| | |
|------|--|
| | <p>providing additional support to individuals and families in Flintshire. Primarily, an additional development on the site could include provision of day and work service opportunities for individuals with autism. At present, the local authority commissions similar out of county services for individuals with complex autism as there isn't sufficient capacity of bespoke provision within the local authority area. The development of the site could enable care to be provided 'closer to home'</p> <ul style="list-style-type: none"> • There is scope for the wider site to develop in to a community asset, not only for the people supported, but for other members of the local community with significant potential added social value • Location of a service in Mold would provide a geographical balance of the Learning Disability day/work opportunities offer across the county, complementing current sites in Queensferry (Hwb Cyfle), Flint (Abbey Upcycling, Crefftau Cariad and Project SEARCH), Shotton (Café Dai) and Greenfield (Hwb Dyffryn) • The Tri Ffordd site will be available to be freed up for other potential uses |
| 1.34 | <p><u>Croes Atti Residential Care Home</u></p> <p>The care sector in Flintshire is working within an increasingly challenging environment as a result of a range of factors, including the complexity of need, an ageing population, rising costs, increasing expectations and regulation and difficulties with recruitment and retention of high quality staff. As a result of these pressures there is limited resilience and Flintshire is particularly challenged, with only a small number of independent providers who are part of a reducing and fragile market. As a Council, we are taking a positive approach to rebalancing the care home provision, taking a lead as a local authority to develop care homes that value older people and provide good quality support that would place the Council in a good position for the future.</p> <p>Croes Atti is a single storey 31 bed care home purpose built for older people, which was refurbished in 2005. The 31 bedrooms are small and less than 12 square metres which makes it increasingly difficult to support people with complex physical care needs and there are only 3 bedrooms with an en-suite facility. The living and day time spaces are well used and whilst we have a number of assisted bathing / shower rooms, they are not all DDA compliant. The existing accommodation does not meet new RISCA regulations in relation to bedrooms and living space and any capital investing into refurbishment or new build must take into account of the new regulatory requirements. The care home is popular locally, is always at capacity and often with a waiting list for support. The home is regulated by the Care Inspectorate Wales (CIW) and achieves good inspection reports.</p> <p>The Council was awarded ICF grant, to fund feasibility works for a potential new build which will increase capacity for a further 25 placements. Detailed design and development works are currently taking place and are expected to be completed early next financial year.</p> |

Estimated construction costs are £16.050m, at the feasibility phase of the project. It is anticipated that construction would begin in 2023/24 over a two year period.

The service have submitted grant bids applications to WG for the construction stage of the project totalling £10m, with the Council awaiting the outcome of the bids. If successful the Council's contribution would be £6.050m, resulting in an intervention rate of 38%.

Should the project not go ahead then the Council's design and development of £0.950m cannot be capitalised and would be a charge to the Council's revenue account.

Direct Costs:

- Capital investment required is £6.050m. It has been assumed that £3.5m of borrowing will be required to fund part of the Council's contribution. The estimated revenue costs associated with borrowing this over 50 years totals £10.5m. In year 1 revenue debt costs are estimated to be £0.181m, rising to £0.249m in year 50, with an average of £0.210m over 50 years.

Direct Benefits:

- Additional provision of residential care placements and through release of placements in other locations across Flintshire currently using step-up/step-down beds
- Additional provision of short term beds in a community setting to allow for more appropriate assessment of need for individual and as a viable alternative to a hospital admission/delayed discharge
- Purpose built accommodation and bespoke service provision to maximise independence and support reablement
- Increase in placements for citizens living in the west of Flintshire to link to acute service provision, supporting greater choice and ability to be in a location of their choosing

Indirect Benefits:

- Integrated provision of multi-professional support needed to reduce organisational boundaries and improve outcomes for individuals
- Discharge to Reable and Assess ethos and environment to support improved longer term planning within an enabling environment
- Free up bed space within independent sector care homes, where existing fragilities and lack of capacity are a significant factor and ongoing risk
- At a population level, the equivalent number of beds are available within the care sector to promote choice when long term care is the most appropriate option
- Reduction in risks associated with long term hospital stay
- Potential avoidance of people entering into long term care where this may be unnecessary
- The building will be built to achieve Net Zero Carbon in operation

1.35

Theatr Clwyd Redevelopment

The Theatr Clwyd building is nearing the end of its life and needs updating to ensure it is safe for public and employment use. The scope of the project has been reduced in line with agreed key business plan objectives. Funding secured for construction stage of the project totalled £38m.

The Council will receive significant levels of external funding for the scheme, with £22m from WG, £5m from the Arts Council of Wales (ACW) and £4m from Theatr Clwyd, with the Council's previously approved contribution of £7m.

Following the tender return deadline, due to the various global issues that have been impacting prices in the construction market, the actual costs exceed the available funding, with a shortfall of circa £6.6m which also assumes a recommended project contingency.

The strategy has been to seek additional contributions from key stakeholders to offer the best chance of success. It is requested that Council support an additional £1.5m of funding towards the scheme, with an additional £1.5m being matched by WG.

The balance of funding will come from the Theatr Clwyd Trust. They will deliver this via additional private fundraising and accessing £1m via prudential borrowing from the Council, which they will pay back through their own revenue funds over the next 30 years.

The project is now contracted with a construction start date of January 2023.

Should the project not go ahead then the Council's share of the design development costs cannot be capitalised and would be a charge to the Council's revenue account.

Direct Costs:

- Capital investment of £1.5m utilised from the Council's capital programme budget

Direct Benefits:

- Enabling 81% external investment in Theatr Clwyd
- Development to improve and increase the biggest and a highly regarded Welsh theatre
- A better facility for Flintshire communities, a base for increased community engagement, and multi-use spaces to be used for community needs
- Improved facilities to increase secondary revenue generation restaurant, bars, event spaces, etc
- Reduced revenue and capital maintenance costs

Indirect Benefits:

- A base for young people to gather, learn and develop (currently 30,000 young people per year engaged with)
- Specific spaces for Health and Wellbeing user groups

| | |
|------|---|
| | <ul style="list-style-type: none"> • More facilities for work placed training in building (woodwork, carpentry) and other transferable theatre making crafts as well as hospitality, marketing, IT, arts management • Increase local footfall and marketing of Flintshire across the UK (In 2016 over 200,000 people visited work at Theatr Clwyd and another 220,000 people saw a Theatr Clwyd production elsewhere in the UK) • Improvement of working conditions for employees and protection, and growth, of work for local people (In 2016 nearly 200 local people were directly employed by TC, not including impact of trade with other local suppliers) • Development of economic contribution (currently 46% of Theatr Clwyd’s audiences visit Flintshire from elsewhere in the UK) <p>The Council will retain ownership of the theatre and is responsible for all of its infrastructure, external envelope and grounds. These assets are specialised and expensive to replace, which is one of the reasons why such major investment is required. However, on the lead up to the major refurbishment scheme and post refurbishment, there will be a need to fund landlord retained service and equipment proportionally, and in line with agreed responsibilities that may be set out in any future management agreement. This is no different than those that exist for the libraries and leisure centres.</p> |
| 1.36 | <p><u>Levelling Up Fund - Match Funding</u></p> <p>The Council has the opportunity to bid for UK Government funding from the Levelling Up Fund (LUF) programme. In line with the guidance for the programme, the Council will submit three bids, each on behalf of the Delyn and Alyn and Deeside parliamentary constituencies, up to £20m per constituency plus a strategic transport bid of up to £50m in value.</p> <p>The Council has submitted bids for round two of the UK Government of the LUF programme. The bids focused on three schemes; Greenfield Business Park, Connahs Quay Docks and the Wrexham Bidston Railway Line.</p> <p>The latter project, investment into the Wrexham Bidston Line, has been submitted in partnership with Transport for Wales and does not require match funding from the Council.</p> <p>Total match funding required for the two is £1.357m, after taking into account the value of Council owned land which can contribute towards this. Of the £1.357m required, £0.250m of this was approved by Cabinet on the 12th July 2022 for full design and procurement work for the bids funded from the core capital programme. The incurred costs can be claimed from UK Government, should the bids be successful or contribute towards match funding.</p> <p>This leaves a funding requirement of £1.107m, which will be required in 2024/25 if the bids are successful.</p> |

The total project costs for both is estimated at £23m. This results in an intervention rate of 5.9% from the Council. UK Government require their funding to be spent by the end of March 2025 which is an extremely tight deadline and reduces the opportunity of pushing the programmes back, if the bid is successful. If the bids were not successful, the Council would need to consider what works could be done at the sites.

Should the project not go ahead then the Council's share of the design development costs cannot be capitalised and would be a charge to the Council's revenue account.

Direct Costs:

- Capital investment required is £1.107m. It has been assumed that borrowing will be required to fund the Councils contribution. The estimated revenue costs associated with borrowing this over 50 years totals £3.3m. In year 1 revenue debt costs are estimated to be £0.057m, rising to £0.078m in year 50, with an average of £0.066m over 50 years.

Direct Benefits:

Greenfield Business Park

- Demolish two vacant and derelict commercial units and replace with three new small commercial units
- Clear vacant commercial land at the rear of the site and create new small commercial units
- Refurbish Unit 58
- Improve the goods and logistics space used by Unit 47 which is significantly problematic operationally currently

Connahs Quay Docks

- Remove contaminated silt from the historic dock and restore it
- Improve the public realm around the site to improve its appearance for visitors and businesses and improve security to reduce the problems of anti-social behaviour, crime and prostitution that occur
- Fully assess the condition of the modern dock and undertake needed stabilisation and improvement works to maintain integrity, improve security, promote business use and improve dockside management
- Create a new slipway facility for water users

Indirect Benefits:

Greenfield Business Park

- Help to safeguard 438 skilled and secure jobs in one of Flintshire's most deprived communities
- Create space for an estimated 194 new jobs to come to Greenfield
- Create new units with an increased annual rental value

Connahs Quay Docks

- Reduce crime and anti-social behaviour in a significant hot spot
- Ensure that the Council does not face unbudgeted future liabilities from dock infrastructure repairs
- Reduce safety issues associated with the current dock infrastructure – access ladders, substandard slipway, uncertain loading capacity of dock wall, potential underwater hazards
- Improve the site for local people and visitors
- Improve conditions for local businesses

1.37

Summary (Generally funded) Capital Programme 2023/24 – 2025/26

Table 5 below summarises the generally funded Capital Programme and available funding.

Table 5

| SUMMARY (GENERALLY FUNDED) CAPITAL PROGRAMME 2023/24 - 2025/26 | | | | |
|---|----------------|----------------|----------------|----------------|
| | 2023/24 | 2024/25 | 2025/26 | Total |
| | £m | £m | £m | £m |
| Statutory / Regulatory Section | 3.180 | 3.130 | 3.130 | 9.440 |
| Retained Assets Section | 4.135 | 4.521 | 5.168 | 13.824 |
| Investment Section | 5.180 | 6.045 | 2.645 | 13.870 |
| Total (All Sections) | 12.495 | 13.696 | 10.943 | 37.134 |
| Estimated available general funding ¹ | 11.354 | 8.152 | 8.152 | 27.658 |
| Total | 11.354 | 8.152 | 8.152 | 27.658 |
| Surplus / (Shortfall) - no borrowing | (1.141) | (5.544) | (2.791) | (9.476) |
| Schemes requiring funding by borrowing: | | | | |
| Joint Archive Facility, FCC and DCC | 0.000 | 0.138 | 2.645 | 2.783 |
| Relocation of Tri-ffordd Day Service Provision | 2.430 | 0.000 | 0.000 | 2.430 |
| Croes Atti Residential Care Home | 0.000 | 3.500 | 0.000 | 3.500 |
| Levelling Up Fund - Match Funding | 0.000 | 1.107 | 0.000 | 1.107 |
| Total | 2.430 | 4.745 | 2.645 | 9.820 |
| Surplus / (Shortfall) - with borrowing | 1.289 | (0.799) | (0.146) | 0.344 |

¹ As per 2022/23 Final Settlement

1.38

Table 5 shows that before any prudential borrowing is considered there is an overall shortfall in projected funding of £9.476m over the 3 year period, with an estimated shortfall of £1.141m in 2023/24.

It has previously been approved that the schemes for the Joint Archive Facility and relocation of Tri-ffordd day service provision be funded from

| | |
|-------------|---|
| | <p>borrowing with the associated costs of borrowing included as revenue pressures within the Medium Term Financial Strategy (MTFS).</p> |
| <p>1.39</p> | <p>Table 5 shows that after prudential borrowing is considered, there is an overall surplus in projected funding of £0.344m over the 3 year period, with an estimated surplus of £1.289m in 2023/24.</p> <p>The Council has developed a prudent policy of allocating its own capital receipts to fund capital projects only when receipts are actually received rather than when it is anticipated the receipt will be received, and this position continues to be the case.</p> <p>In recent years, much of the Council's programme has been funded from capital receipts. However, the Council's ability to generate significant capital receipts is getting harder and is almost exhausted. Although the Council will, wherever possible, seek to identify assets for sale (as appropriate) to fund the Capital Programme.</p> <p>Options to fund shortfalls include a combination of future capital receipts, alternative grants, and scheme phasing as the expenditure profile of large complex projects such as those included in the investment section of the programme could change. Every effort will be made to ensure that other sources of funding are utilised to fund the programme.</p> <p>Ultimately, should other sources of funding not materialise the Council will need to use prudential borrowing to finance any shortfalls. This could be short term during the three years, or if necessary, long term to fund any overall shortfalls.</p> |
| <p>1.40</p> | <p>Specific Grants and Borrowing</p> <p>Sustainable Communities for Learning Band B Programme</p> <p>WG has approved the Council's in principle submission for Sustainable Communities for Learning Band B, with a funding envelope of £85m. The programme is to be funded from specific grant from WG at an agreed intervention rate, with the Council's contribution to be funded by prudential borrowing. The WG intervention rate for funding the Sustainable Communities for Learning Band B programme has increased from 50% to 65% for schools, 75% for Pupil Referral Units (PRUs) and Additional Learning Needs (ALN) provision, and 81% for Mutual Investment Models (MIM).</p> <p>Each of the remaining schemes are subject to individual approval to ensure that each meets the Council's continuing priorities and is affordable in the context of the Council's MTFS.</p> <p>Currently, the following Band B schemes yet to be fully costed or brought forward included within the Councils capital programme are: Ysgol Croes Atti - Flint, Drury Primary School, Elfed High School, Buckley and Saltney / Broughton Area.</p> <p>Schemes currently in progress are Ysgol Croes Atti and Drury Primary School.</p> |

Over the past twenty four to thirty months, various global issues have been impacting prices in the construction market. The key causes are Brexit, COVID-19 pandemic and the war in Ukraine. These causes have conflated and the impact on projects being: an increase in demand for construction (post covid); Supply chain disruption and an ongoing energy crisis. The consequences of this are: the lack of construction materials; high inflation and price volatility; high raw material prices; high energy prices and increased uncertainty.

In the present market Contractors are now more risk averse when pricing packages. Previously accepted market practice of D&B Contractors fixing a construction price for a significant period is no longer viable. The cost increases are being seen across all sectors. Analysis of the market is suggesting that nothing is likely to improve in terms of prices dropping or even levelling out in the foreseeable future. Consequently this will have a significant impact on the current securing price certainty on schemes.

Given the current volatility of the construction markets, flexibility and consideration will need to be given around timescales and expected costs of each scheme to ensure the Council stays within the Band B funding envelope. Any increase in the cost of any of the exiting schemes, may result in pushing schemes or making the difficult decisions to pull schemes to form part of the next iteration of the Sustainable Communities for Learning programme.

Other projects included in this category were Hawarden High School, Flint High School and Mold Alun High School. Early intelligence suggest that the WG are moving away from prescriptive timing on its onward investment programme as LA's and FEI's in Wales have made differing progress in their schools and colleges investment programmes. Instead LA's and FEI's in Wales will be asked to bring forward their investment programmes based on local timing and funding. The intervention rates for the WG onward investment programme is currently unknown.

The initial respective estimated costs of these schemes are outlined in the table below:

| Band B | Total Cost | WG funded | Council funded |
|--------------------------|------------|-----------|----------------|
| | £m | £m | £m |
| Ysgol Croes Atti, Flint | 5.500 | 3.575 | 1.925 |
| Saltney / Broughton Area | 25.000 | 16.250 | 8.750 |
| Drury CP | 3.650 | 2.372 | 1.278 |
| Elfed HS | 4.488 | 2.917 | 1.571 |
| Total | 38.638 | 25.114 | 13.524 |

The benefits and costs of the school improvement programme scheme are:

Direct Benefits:

- Enabling 65%-81% external investment in schools
- Continuing to raise educational standards

- Reduction in backlog maintenance costs
- Reduction in fixed costs associated with buildings and leadership focuses investment on learners
- At Drury CP, the removal of mobile classrooms and increase in permanent capacity to meet local demand
- Ysgol Croes Atti, Flint, will be Flintshire's first new build Welsh Medium primary school and is strategically linked to the Council's Welsh Education Strategic Plan (WESP)
- Energy efficiency improvements

Direct Costs:

- Part of bigger development programme in Band B, £85.4m.
- Estimated revenue borrowing costs associated (interest and minimum revenue provision) with each scheme are as follows:

| Band B | Year 1 | Year 50 | Average over 50 years |
|--------------------------|--------|---------|-----------------------|
| | £m | £m | £m |
| Ysgol Croes Atti, Flint | 0.099 | 0.137 | 0.116 |
| Saltney / Broughton Area | 0.453 | 0.622 | 0.525 |
| Drury CP | 0.066 | 0.090 | 0.077 |
| Buckley Elfed HS | 0.081 | 0.112 | 0.094 |
| Total | 0.699 | 0.961 | 0.812 |

Indirect Benefits:

- Improving learner outcomes by ensuring that school buildings are effective in creating the conditions for learners to succeed
- Alignment with the Council's School Modernisation Strategy to ensure schools are fit for purpose
- A more secure school estate
- A school estate with reduced vandalism
- Upgrading ICT provision and enabling new methods of curriculum delivery
- Provision of appropriate capacity of school network
- Economic benefits of local contractor and sub-contractor spend
- Supports with the Councils net zero carbon aims

1.41

Details of schemes specifically funded by specific grant and borrowing is shown in Table 6 below:

Table 6

| SPECIFICALLY FUNDED SCHEMES 2023/24 - 2025/26 | | | | |
|--|----------------|----------------|----------------|---------------|
| | 2023/24 | 2024/25 | 2025/26 | Total |
| | £m | £m | £m | £m |
| Specifically Funded Schemes | | | | |
| Sustainable Communities for Learning - Band B | 1.546 | 17.028 | 13.725 | 32.299 |
| Theatr Clwyd Redevelopment | 19.000 | 0.000 | 0.000 | 19.000 |
| Total Schemes | 20.546 | 17.028 | 13.725 | 51.299 |
| Funding | | | | |
| Specific Capital Grants | 9.005 | 11.068 | 8.921 | 28.994 |
| Unsupported (Prudential) Borrowing | 7.541 | 5.960 | 4.804 | 18.305 |
| Theatr Clwyd Contribution | 4.000 | 0.000 | 0.000 | 4.000 |
| Total Schemes | 20.546 | 17.028 | 13.725 | 51.299 |

1.42

At the time of setting the budget, the details of many capital grants have not been released by WG, and so are not included in Table 6 above. As details become available they will be reported to Members via the quarterly 2023/24 Capital Programme monitoring reports.

1.43

All of the schemes proposed for inclusion within the Capital Programme invest in assets and / or reconfigure models of service provision. They are pivotal to support the delivery of the Council's strategic priorities outlined in portfolio business plans and the Council Plan.

1.44

Summary Total Council Fund Capital Programme 2023/24 - 2025/26

Table 7 summarises the total proposals for the 2023/24 - 2025/26 Capital Programme.

Table 7

| SUMMARY CAPITAL PROGRAMME 2023/24 - 2025/26 | | | | |
|--|----------------|----------------|----------------|---------------|
| | 2023/24 | 2024/25 | 2025/26 | Total |
| | £m | £m | £m | £m |
| Expenditure | | | | |
| Statutory / Regulatory Section | 3.180 | 3.130 | 3.130 | 9.440 |
| Retained Assets Section | 4.135 | 4.521 | 5.168 | 13.824 |
| Investment Section | 5.180 | 6.045 | 2.645 | 13.870 |
| Specific Section | 20.546 | 17.028 | 13.725 | 51.299 |
| Total Programme (All Sections) | 33.041 | 30.724 | 24.668 | 88.433 |
| Funding | | | | |
| General Funding ¹ | 11.354 | 8.152 | 8.152 | 27.658 |
| Grant Funding | 9.005 | 11.068 | 8.921 | 28.994 |
| Unsupported (Prudential) Borrowing | 9.971 | 10.705 | 7.449 | 28.125 |
| Theatr Clwyd Contribution | 4.000 | 0.000 | 0.000 | 4.000 |
| Total Projected Funding | 34.330 | 29.925 | 24.522 | 88.777 |
| Surplus / (Shortfall) | 1.289 | (0.799) | (0.146) | 0.344 |
| ¹ As per 2022/23 Provisional Settlement | | | | |

Potential future schemes

1.45 All capital schemes need to be considered in the context of the position of the Council's MTFS. All schemes which require prudential borrowing to fund them add revenue pressures in the form of interest charges and charges to the Minimum Revenue Provision (MRP).

1.46 **Sustainable Communities for Learning**

The WG schools investment programme is expected to continue into Band C, with the expectation is that this will run from 2025 to 2030.

Unknown's at this stage are the WG intervention rates and also whether WG will be using MIM funding in Band C.

WG are also likely to introduce additional criteria for Net Zero Carbon (NZC) in construction and, or operation for new build schools with the next phase of the programme. To this end, early industry indications are that this is likely to increase construction costs by 10% in construction and 20% in operation.

Whilst there are a lot of unknowns currently, early modelling work is already being undertaken in forming the Councils potential Band C programme. This work will be presented at a later date.

| | |
|------|---|
| 1.47 | <p>Llys Gwenffrwd, Holywell Care Home Review</p> <p>Llys Gwenffrwd is a 31 bed, three storey care home built in the 1970s which was refurbished in early 2000. There are challenges associated with the current building as it is built on a sloping site, as a result there are a number of levels requiring the need for ramps to access many areas both inside and outside. It includes the provision of a single undersized lift to reach the three stories which does not meet DDA requirements and there are a number of living and day spaces which are some distance from the bedroom areas. Outside space is difficult to access because of the site levels and parking can be difficult. The Holywell locality has the fewest number of care home placements available and would benefit from a new build facility on a different more accessible site which requires further consideration. A relocated new build meets the needs of an ageing population in alignment with the strategic service priorities.</p> |
| 1.48 | <p>Additional Learning Needs Reform</p> <p>In previous Cabinet reports, the need for specialist Autism and Moderate Learning Difficulties facilities had been highlight as short/medium term ambition. In reviewing the impact of Additional Learning Needs (ALN) transformation, extending existing ALN provision would also be a requirement along with consideration for a Secondary Phase Behaviour, Emotional & Social Difficulties (BESD) Resourced Unit, the County only has primary provision currently. A technical feasibility is currently being undertaken to provide a range of options with high level cost estimates around effective building solutions. As an alternative option to a Council funded solution, it would be prudent to consider whether ALN transformation could be included as a project (or series of projects) from 2024. For larger value cost options it would be prudent to consider the next phase of the WG Sustainable Communities for Learning (Band C) investment programme, given that the current intervention rate in this programme for ALN provision is 75% WG funded, with the Councils contribution being 25%.</p> |
| 1.49 | <p>County Hall Campus</p> <p>The requirement to take forward the redevelopment of the site so to address the future needs of the Council and other public sector partners; to provide a range of options and an integrated approach around the Courts, Theatr Clwyd and joint Archive service together with a wider site development.</p> |
| 1.50 | <p>Register Office, Llwynegrin Hall</p> <p>This plan is to develop Llwynegrin Hall as a complete venue for civil marriages/partnerships in Flintshire. The intention is to upgrade internal accommodation, to include Floor 1, to offer more choice to couples for their wedding. The building has potential to be available and booked as a wedding package.</p> |

| | |
|------|---|
| 1.51 | <p>Review of Industrial Estates</p> <p>The Council's industrial estates are widely dispersed throughout the County and provide much needed commercial accommodation to many local businesses, preventing them from leaving the County and maintaining local sources of employment. They also bring into the Council significant revenue through rental income but are of an age where they are now likely to require investment. The most pressing issue is that of Minimum Energy Efficiency Standards (MEES) which will become increasingly stringent over the next eight years and which the Council must adhere to if they are able to continue to let the units.</p> <p>There is a study currently being undertaken which will assist with understanding the likely level of investment required. This will be an integral part of an estate-by-estate review which follows the work already undertaken on two of our estates as part of the feasibility work in relation to the potential to access the Levelling Up Fund. We will consider additional factors such as regeneration, employment opportunities, sustainability and economic viability. Some of this work may determine that existing vacant buildings are demolished which will require funding.</p> |
| 1.52 | <p>Highways Asset Management Plan</p> <p>The core Capital Programme includes £1.5m per annum for the HAMP. It has been estimated that the investment required to maintain current network performance is £3.2m per annum, an increase of £1.7m per annum.</p> |
| 1.53 | <p>Digital Strategy</p> <p>A planned programme of projects required to increase the number and range of services available digitally are under consideration. The projects have an impact across a range of services, rather than in a single specific service e.g. web payment portal that will be used for all payments to the council. These will be used to enhance the ability of customers to interact with the Council on line.</p> <p>The capital costs of purchasing new software will be calculated on a project by project basis at the time each project is ready to proceed in order to accurately capture not only the technical requirements for the software but also the costs prevailing at the time.</p> <p>The range of cross cutting projects under consideration include:</p> <ul style="list-style-type: none"> • A generic web booking system to allow customers to make appointments for services on line • Integration of webchat and email into the Customer Relationship Manager application • A generic facility for customers to upload and store commonly needed documents e.g. proof of entitlement to benefits • Software to link information held in separate databases so that we can update them all at once in a single contact with the customer |

| | |
|------|---|
| 1.54 | <p>Deeside Leisure Centre</p> <p>Deeside Leisure Centre (DLC) is 50 years old and reaching the end of its economic useful life. It is the largest sports facility in the County at 15,000m² and is of strategic importance regionally and locally in terms of sports participation and health and wellbeing. It is an ageing building occupying too large a footprint with inefficient energy systems. The building is not sustainable beyond the medium term.</p> <p>DLC was partially occupied by the Health Board until April 2022 with the ice rink arena being used as a COVID-19 vaccination centre. The ice rink is currently undergoing reinstatement works to return the facility to its original purpose. The ice rink is due to re-open in autumn 2022 meaning the leisure centre will be returned to full use.</p> <p>The Council, and its strategic partner Aura, has undertaken a feasibility study and business case of options for the leisure centre going forward, and will review the impact this may have on the Capital Programme and any future potential revenue savings.</p> |
| 1.55 | <p>Homelessness – Young Persons Hub</p> <p>Responding to the needs of young people and particularly those who may be at a risk of homelessness is a key focus for the Council. Consideration needs to be given to not only accommodation needs but also support to assist young people with the key life skills needed to live independently and reduce risks of homelessness. When looking at best practice in this area of work, there are a number of examples of positive practice which seek to not only provide accommodation, but also co-ordinate support and service delivery.</p> <p>The Housing & Communities Portfolio is considering opportunities for the development of a Young Persons Hub which will seek to provide a number of units of self-contained accommodation with support onsite. This could potentially extend to provision of housing and homelessness advice and support and facilities for co-location of young person focussed services within a “housing hub”. A feasibility study will be considered to inform this approach once a site is identified, which may consider the provision of office and community space to ensure a joined-up approach within a multi-disciplinary team model.</p> <p>Subject to the outcome of feasibility works, capital funding may be required to deliver on this agenda. External funding streams will also be considered in order to maximise opportunities to develop the Young Persons Hub. This activity is referenced within the Councils Housing Prospectus.</p> |
| 1.56 | <p>Homelessness – Emergency Bed Provision</p> <p>In late 2019, the Council undertook work to develop an Emergency Bed provision for people who are homeless and may otherwise face the prospect of sleeping rough. Significant works were completed within the Glanrafon Resource Centre in Queensferry to transform the building into a Night Shelter offering up to 12 Emergency Beds. The Council, as the owner of the building, completed refurbishment works and then partnered</p> |

| | |
|------|--|
| | <p>with The Wallich, to deliver the support required to safely operate the Night Shelter.</p> <p>At present there are 23 Porta-Kabins on site offering self-contained accommodation but this is not of a standard we wish to sustain and need to develop a purpose built provision offering high quality self-contained accommodation. Following the COVID-19 pandemic, further guidance has been issued by WG regarding the future direction of homelessness service. In the guidance there is a clear steer towards offering high quality self-contained accommodation for people experiencing homelessness.</p> <p>The Glanrafon Homeless Hub was always considered a short to medium term solution for rough sleeping in Flintshire but the Covid pandemic has prolonged the need for the provision and the model has developed significantly. The next iteration of the Homeless Hub is identified as a priority activity within the Councils Housing Prospectus and Social Housing Grant can be prioritised in order to deliver on this activity. Sites are presently being considered with full feasibility studies to be undertaken to inform build plans and service planning.</p> |
| 1.57 | <p>Net Zero Carbon Aims</p> <p>WG has set out its legal commitment to achieve net zero emissions by 2050 and work towards a net zero public sector in Wales by 2030. One of the Council's key priorities within the Council Plan is to become a NZC Council by 2030 and to support wider decarbonisation actions across the County. The capital works programme plays a vital role in accelerating the shift towards achieving the NZC target. The Council has been investing in low carbon and renewable energy systems and energy efficiency for over 10 years which has led to a 51% reduction in scope 1 and 2 greenhouse gas emissions against a 2007/08 baseline year.</p> <p>Inclusion of this priority within the programme reinforces our commitment to tackling climate change and acknowledges that we have a significant role to play in further reducing our own greenhouse gas emissions. This commitment values energy efficiency, low carbon and smart technologies as a fundamental requirement of reaching net zero for across a multitude of Council services, acting as an important contributing factor towards decarbonisation.</p> <p>The 2022/23 final settlement from WG indicated that there will be £20m nationally in 2023/24 and 2024/25 to support Local Government Decarbonisation. Based on previous allocations, the Council should receive circa £0.950m.</p> |
| 1.58 | <p>Town Centre Regeneration</p> <p>The strategic approach to town centre regeneration approved by Cabinet includes the following priorities:</p> <ul style="list-style-type: none"> • identify potential future development sites and develop options for their future assembly and redevelopment; |

| | |
|--|--|
| | <ul style="list-style-type: none"> • diversify land uses to maintain the vitality and viability of town centres including the acquisition of properties; • develop potential projects for future capital funding opportunities; • start, subject to the availability of capital resources and detailed investigation into commercial viability, to acquire key sites for redevelopment; <p>Limited capital funds are available from WG to support these priorities but they require either repayment loans or a minimum of 30% match funding to be available from grants. Both would represent a future call on the capital programme if projects are to be proposed to WG for funding.</p> <p>The Council is developing Place Plans to steer investment in each town and capital projects are expected to arise from this process.</p> |
|--|--|

| 2.00 | RESOURCE IMPLICATIONS | | | | | | | | | | | | | | | | | | | | |
|-------------------------------------|---|------------------------|-------------------------------|------------------------|-------------------------------|--|----|----|----|-------------------------------------|-------|-------|-------|-------------------|-------|-------|-------|--------------|--------------|--------------|--------------|
| 2.01 | Financial consequences for capital resources are as set out within the report. | | | | | | | | | | | | | | | | | | | | |
| 2.02 | <p>As previously stated there are revenue consequences of borrowing in interest costs and revenue provision for debt repayment which will bear on the MTFS as new pressures.</p> <p>The pressures for previously approved school building works, the Joint Archive Facility and the Tri-ffordd relocation have been built into the current MTFS. Pressures for borrowing for new schemes, will be built into future MTFS calculations as necessary.</p> <table border="1" style="width: 100%; border-collapse: collapse; text-align: center;"> <thead> <tr> <th></th> <th>Pressure in Year 1</th> <th>Pressure in Year 50</th> <th>Average Annual Pressure</th> </tr> <tr> <th></th> <th>£m</th> <th>£m</th> <th>£m</th> </tr> </thead> <tbody> <tr> <td>Croes Atti Residential Care Home</td> <td>0.181</td> <td>0.249</td> <td>0.210</td> </tr> <tr> <td>Levelling Up Fund</td> <td>0.057</td> <td>0.078</td> <td>0.066</td> </tr> <tr> <td>Total</td> <td>0.238</td> <td>0.327</td> <td>0.276</td> </tr> </tbody> </table> | | Pressure in Year 1 | Pressure in Year 50 | Average Annual Pressure | | £m | £m | £m | Croes Atti Residential Care Home | 0.181 | 0.249 | 0.210 | Levelling Up Fund | 0.057 | 0.078 | 0.066 | Total | 0.238 | 0.327 | 0.276 |
| | Pressure in Year 1 | Pressure in Year 50 | Average Annual Pressure | | | | | | | | | | | | | | | | | | |
| | £m | £m | £m | | | | | | | | | | | | | | | | | | |
| Croes Atti Residential Care Home | 0.181 | 0.249 | 0.210 | | | | | | | | | | | | | | | | | | |
| Levelling Up Fund | 0.057 | 0.078 | 0.066 | | | | | | | | | | | | | | | | | | |
| Total | 0.238 | 0.327 | 0.276 | | | | | | | | | | | | | | | | | | |

| | |
|-------------|--|
| 3.00 | IMPACT ASSESSMENT AND RISK MANAGEMENT |
| 3.01 | Any decisions made which involve the Council's assets and its Capital Programme often have very large and long term financial implications. As it seeks approval for its Capital Programme, the Council is required to produce indicators assessing the affordability, prudence and sustainability of the capital plans. These are called the Prudential Indicators and are included in the Capital Strategy report. |

| | | |
|---------------|--|--|
| 3.02 | Ways of Working (Sustainable Development) Principles Impact | |
| Long-term | <p>The development a new facility Joint Archive Facility will provide a sustainable archive repository for the region along with providing annual revenue savings once the service is running.</p> <p>The Theatr Clwyd building is nearing the end of its life. Investment in the building will allow long term sustainability which will support the local economy.</p> <p>Capital funding assists in securing the future of schools in their local communities.</p> | |
| Prevention | <p>Target Hardening budget prevents unauthorised use of land or buildings within the County.</p> <p>Works at Croes Atti residential care home will give additional provision of short term beds in a community setting to allow for more appropriate assessment of need for individual and as a viable alternative to a hospital admission/delayed discharge.</p> | |
| Integration | <p>The investment on the Highway Network is required to enable maintenance of good transportation infrastructure to support the local economy and public transport links for commuters. This includes school pupils attending schools where the Council is also investing in order to improve the quality of education being delivered. Investment in IT infrastructure supports the Council to deliver these changes along with school digital connectivity and broadband improvements.</p> <p>Development of the Croes Atti residential care home is a joint venture with close working required from both Flintshire County Council and Betsi Cadwaladr University Health Board. The success of the project and operational model will be essential to achieving both bodies' well-being goals.</p> | |
| Collaboration | <p>The Joint Archive Facility identifies collaboration between both Flintshire County Council and Denbighshire County</p> | |

| | | |
|---------------------------------------|------------------|--|
| | | <p>Council to meet the need and demand of the two local Councils archive services. This will allow a sustainable and improved service via the creation of a single shared service and it will improve knowledge and skill sharing between both.</p> <p>Working in partnership with the Council's Planning Department to address the requirements of the Local Development Plan.</p> |
| | Involvement | <p>The Joint Archive Facility will deliver a revolutionary archive offer to the public, which will deliver long-term development of a resilient, relevant service, inspiring communities in North East Wales. The facility will secure historic collections, diversify audiences, volunteers and depositors.</p> <p>The proposed schools projects will help promote greater community integration/use/involvement.</p> |
| <p>Well-being Goals Impact</p> | | |
| | Prosperous Wales | <p>Investment in schools will improve learner outcomes by ensuring that school buildings are effective in creating the conditions for learners to succeed which develops a skilled and well-educated population in the economy.</p> <p>Capital investment directly benefits local supply chain/economy. A percentage of local expenditure is a requirement of the grant funding for school investment.</p> |
| | Resilient Wales | <p>Use of sustainable and recycled materials during construction, more energy efficient, potential reduction in carbon emissions.</p> |
| | Healthier Wales | <p>The Council is investing in residential care, to provide additional services, beds and multidisciplinary support in a community setting. This provides permanent residential beds, as well as beds which prevent hospital admissions, expedites hospital discharges and allows appropriate assessment to reduce care packages to support people in the long term.</p> |

| | | |
|------|--|---|
| | | Improved physical infrastructure and facilities at schools will positively impact on the wellbeing of the school and its community. |
| | More equal Wales | Educational opportunities will enabling people to develop the skills and knowledge to be fulfilled. |
| | Cohesive Wales | Allocation to the Highways Network includes resurfacing, street lighting improvements and structural maintenance which allows residents in the County to travel in safe conditions. |
| | Vibrant Wales | Investment in Welsh Medium schools that supports the Council's Welsh Education Strategic Plan (WESP) and enables continued support and potential growth for Welsh Medium provision. Target Hardening will ensure that facilities are available for Community. |
| | Globally responsible Wales | Construction of net zero carbon schools and residential care homes to support WG commitment to achieve net zero emissions by 2050. Schools capital investment, delivers a more sustainable product, local spend and added benefits for apprenticeships, work experience in construction. |
| | The impacts above include a range across several of the schemes the Council are looking at investing in over the next three years. The main body of the report breaks down the benefit for each scheme separately. | |
| 3.03 | <p>Integrated Impact Assessments</p> <p>An integrated impact assessment is not required for statutory / regulatory and retained assets elements of the capital programme, as this investment is required to meet specific obligations (for example improvements and adaptations to private sector homes (Disabled Facilities Grants), adaptations to schools for children with disabilities and works required to keep buildings open by meeting Health and Safety standards) and to ensure business continuity.</p> <p>Individual integrated impact assessments have not been completed for each investment scheme as these programmes of works will be brought back to Cabinet for approval and the integrated impact assessments will be completed as part of the scheme specific reports.</p> | |

| | |
|-------------|--|
| 4.00 | CONSULTATIONS REQUIRED / CARRIED OUT |
| 4.01 | The proposed Capital Programme will be referred to the Corporate Resources Overview and Scrutiny Committee for comment at its meeting on 17 November 2022, with their comments being fed back to Cabinet verbally before being discussed at County Council in December 2022. |

| | |
|-------------|-------------------|
| 5.00 | APPENDICES |
| 5.01 | None. |

| | |
|-------------|--|
| 6.00 | LIST OF ACCESSIBLE BACKGROUND DOCUMENTS |
| 6.01 | Business Case forms completed by Portfolios. |

| | |
|-------------|--|
| 7.00 | CONTACT OFFICER DETAILS |
| 7.01 | Contact Officer: Chris Taylor, Strategic Finance Manager Telephone: 01352 703309 E-mail: christopher.taylor@flintshire.gov.uk |

| | |
|-------------|---|
| 8.00 | GLOSSARY OF TERMS |
| 8.01 | <p>Asset Management Plan - A plan maintained by an authority of the condition and suitability of its assets, updated regularly and utilised to assess future capital needs</p> <p>Capital Expenditure - Expenditure on the acquisition of Non-current Assets or expenditure that extends the life or value of an existing asset</p> <p>Capital Programme - The Council's financial plan covering capital schemes and expenditure proposals for the current year and a number of future years. It also includes estimates of the capital resources available to finance the programme</p> <p>Capital Receipt - Receipts (in excess of £10,000) from the disposal of an asset</p> <p>Capital Scheme - An individual capital project which is monitored and managed in isolation. The aggregate of all schemes comprises the Capital Programme</p> <p>Capital Strategy - A corporate document providing clear strategic guidance about an authority's objectives, priorities and spending plans, demonstrating the link to key corporate and service objectives. May be combined with the Asset Management Plan (AMP) to form a single document</p> |

Council Fund - The fund to which all the Council's revenue and capital expenditure is charged

Disposal - The decommissioning or transfer of an asset to another party

Non-current Asset - A resource controlled (but not necessarily owned) by the Council, from which economic benefits or service potential are expected to flow to the Council for more than 12 months

Regulation and Inspection of Social Care (Wales) Act 2016 (RISCA) - The act builds on the success of regulation in Wales and reflects the changing world of social care. It places service quality and improvement at the heart of the regulatory regime and strengthens protection for those who need it. Regulation will move beyond compliance with minimum standards, and focus more on the quality of services and the impact which they have on people receiving them

Prudential Code - The Code of Practice drawn up by the Chartered Institute of Public Finance and Accountancy (CIPFA) to underpin the requirements of the Local Government Act 2003 in respect of an authority's duty to determine the affordability, prudence and sustainability of its capital investment needs

Prudential Indicators - Required by the **Prudential Code**, these take the form of limits, estimates or actual figures used to support the local decision making process for capital investment

Unsupported Prudential Borrowing - Borrowing administered under the **Prudential Code**, whereby authorities can set their own policies on acceptable levels and types of borrowing. The Prudential Framework allows authorities to take out loans in response to overall cash flow forecasts and other factors provided they can show that the borrowing is to meet planned capital expenditure in the current year or the next three years.

Mae'r dudalen hon yn wag yn bwrpasol

Eitem ar gyfer y Rhaglen 7



CABINET

| | |
|------------------------|---|
| Date of Meeting | Tuesday, 22 nd November 2022 |
| Report Subject | Renting Homes (Wales) Act 2016 |
| Cabinet Member | Cabinet Member for Housing and Regeneration |
| Report Author | Chief Officer (Housing & Communities) |
| Type of Report | Strategic |

EXECUTIVE SUMMARY

The Renting Homes Act is the biggest change to housing law in Wales for decades. From 1 December 2022 the Renting Homes (Wales) Act 2016 will change the way all landlords in Wales rent their properties.

The Renting Homes (Wales) Act 2016 aims to simplify the process of renting a home in Wales and to provide parties with more information about their rights and obligations. The Act is now partially in force, for the purpose of making regulations and issuing guidance.

The report provides an overview of the new Act and the changes that will be brought into effect from 1st December 2022

RECOMMENDATIONS

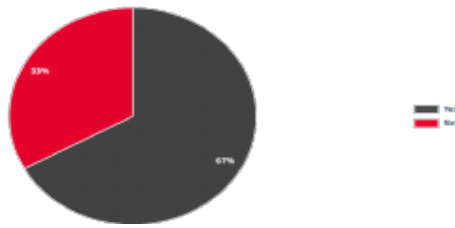
| | |
|---|--|
| 1 | Cabinet note changes proposed to the way all landlords in Wales rent their properties for implementation from 1 December 2022. |
| 2 | Cabinet note the use of discretion provided in the Act to remove the use of introductory tenancies from our policy |

REPORT DETAILS

| | |
|-------------|---|
| 1.00 | EXPLAINING THE RENTING HOMES (WALES) ACT 2016 |
| 1.01 | The Renting Homes (Wales) Act is the biggest change to housing law in Wales for decades. From 1 December 2022 the Act will change the way all landlords in Wales rent their properties. |
| 1.02 | The Renting Homes (Wales) Act 2016 aims to simplify the process of renting a home in Wales and to provide parties with more information about their rights and obligations. The Act is now partially in force, for the purpose of making regulations and issuing guidance. |
| 1.03 | Once fully enacted, the Act will create a completely new system for residential tenancies in Wales. It is intended to entirely replace the secure, assured, assured shorthold and assured agricultural occupancies tenancy regimes which currently operate under the Housing Act 1985 and Housing Act 1988. |
| 1.04 | Tenancies under the Rent Act 1977 and Rent (Agriculture) Act 1976 will remain unaffected. |
| 1.05 | <p>Who is affected by the new law?</p> <p>All social and private tenants will see some changes:</p> <ul style="list-style-type: none"> • in the way their contracts are provided • in the way their homes are maintained • to how they communicate with their landlords <p>All social and private landlords, including those who rent their properties through management companies or agents, will need to:</p> <ul style="list-style-type: none"> • comply with the new law • make the necessary updates to their properties and paperwork |
| 1.06 | <p>Tenants</p> <p>Under the new law tenants and licensees will become 'contract-holders'. Tenancy agreements will be replaced with 'occupation contracts'. The new law will make renting easier and provide greater security.</p> <p>For contract-holders this will mean:</p> <ul style="list-style-type: none"> • receiving a written contract setting out your rights and responsibilities • an increase in the 'no fault' notice period from two to six months • greater protection from eviction • improved succession rights, these set out who has a right to continue to live in a dwelling, for example after the current tenant dies • more flexible arrangements for joint contract-holders, making it easier to add or remove others to an occupation contract |

| | |
|------|---|
| 1.07 | <p>Landlords</p> <p>For landlords this will mean:</p> <ul style="list-style-type: none"> • A simpler system, with two types of contract: ‘Secure’ for the social rented sector and ‘Standard’ for the private rented sector. • Ensuring homes are fit for human habitation (FFHH). This will include electrical safety testing and ensuring working smoke alarms and carbon monoxide detectors are fitted. • Abandoned properties can be repossessed without needing a court order. |
| 1.08 | <p>Occupation contract</p> <p>Once the Act is implemented most existing current tenancies and licenses will be converted into occupation contracts. The occupation contract will sit on top of a tenancy or license and will set out the rights and obligations of each party.</p> <p>The Act introduces the concept of a ‘landlord’ and a ‘contract holder’, who will enter into an occupation contract with one another. Landlords will also be grouped into one of two groups:</p> <ul style="list-style-type: none"> • Community landlords (as defined by section 9 of the Act and includes local authorities, housing associations and Registered Social Landlords) • Private landlords (any landlord in Wales who is not a community landlord) <p>There are two types of occupation contract:</p> <ul style="list-style-type: none"> • Secure contract: This replaces secure tenancies issued by local authorities and assured tenancies issued by housing associations that are Registered Social Landlords (RSLs); and • Standard contract: This is the contract that will mainly be used in the private rented sector (where you have a landlord who is not a council/local authority or a RSL), but can be used by local authorities and RSLs in some circumstances (e.g. a ‘supported standard contract’ for supported accommodation). <p>Whilst generally, a secure contract will be used by community landlords and standard contracts will be used by private landlords, there are exceptions to this contained within the Act (section 11 and schedule 2).</p> <p>As part of the Act, there are discretions for community landlords like Flintshire to decide whether to use Introductory Tenancies from 1st December 2022.</p> <p>Our legal partners, Hugh James, have been having discussions with their clients about whether or not they will continue to use Introductory Contracts from December 2022. Hugh James ran a poll across those clients to provide an overall view.</p> <p>The first question was to establish the use of introductory or starter tenancies currently:</p> |

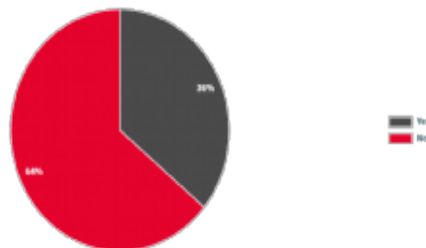
Do you use introductory or starter tenancies at the moment?



The responses were equally split between RSL and local authority clients. Around 66% of respondents currently use introductory or starter tenancies.

The next question was to establish the views of clients who are currently using such tenancies and whether they will use them up to and beyond December 2022

Are you currently planning to use introductory contracts when the Renting Homes (Wales) Act comes into force?



The survey found that approximately half of those who currently use introductory or starter tenancies are planning to no longer use them

Under current legislation one of the main benefits to the council of using introductory tenancies is the ability to terminate that tenancy in a timely way to protect from escalating rent arrears or long drawn out court proceedings.

Under the new Act the process for ending a tenancy is the same for both introductory and secure contracts, and as such, it is recommended to end the use of introductory tenancies and have one contract for all tenants.

1.09

Written Statement

The Occupation Contract will have to be set out in a 'written statement'. The purpose of the written statement is to confirm the terms of the contract.

This written statement must contain all the 'required contractual terms'. These are:

- Key matters: For example, the names of the landlord and contract-holder and address of the property. These must be inserted in every contract.

| | |
|------|--|
| | <ul style="list-style-type: none"> • Fundamental Terms: Covers the most important aspects of the contract, including how the landlord gets possession and the landlord's obligations regarding repairs. • Supplementary Terms: Deals with the more practical, day to day matters applying to the occupation contract. For example, the requirement to notify the landlord if the property is going to be left unoccupied for four weeks or more. • Additional Terms: Addresses any other specifically agreed matters, for example a term which relates to the keeping of pets. <p>New contracts can be given in hardcopy or, if the contract-holder agrees, electronically. We are planning to hand deliver all our converted contracts within 6 months from 1st December. The contract does not need to be signed.</p> <p>All landlords will be obliged to issue contract holders with a written statement within fourteen days of the contract holder becoming entitled to occupy the dwelling. The occupation contract will not be enforceable until the landlord has provided a written statement to the contract holder.</p> |
| 1.10 | <p>Joint contract</p> <p>Contract-holders can be added or removed from occupation contracts without the need to end one contract and start another. This will make managing joint contracts easier and help people experiencing domestic abuse by enabling the abuser to be targeted for eviction.</p> <p>This is a real positive and will assist with some of the issues that our residents have experienced with Universal Credit claims around joint tenancies.</p> |
| 1.11 | <p>Enhanced Succession Rights</p> <p>Enables both a 'priority' and 'reserve' person ('successor') to succeed to the occupation contract. This allows two successions to the contract to take place, for example, a husband or wife followed by another family member. In addition, a new succession right for carers is created.</p> <p>All previous successions will be wiped clean giving all contract holders a clean slate, this is to ensure that there are no challenges on previous successions.</p> |
| 1.12 | <p>Fitness for Human Habitation</p> <p>Landlords must ensure properties are fit for human habitation (FFHH). This will include, for instance, electrical safety testing and ensuring working smoke alarms and carbon monoxide detectors are fitted.</p> <p>There is a general obligation on all landlords to ensure that the dwelling is fit for human habitation at the start of the contract and throughout the time the contract is operational.</p> |

| | |
|------|---|
| | <p>The obligation on landlords to keep the structure and exterior in repair and keep installations for the supply of water, gas or electricity, for sanitation, for space heating, and hot water in repair and proper working order.</p> <p>Landlords are not liable to do any work where they cannot do so at reasonable expense,</p> <ul style="list-style-type: none"> • to make good damage caused by fire, storm, flood or other accident • repair anything that the tenant is entitled to remove from the premises • or anything which does not affect the contract holder's enjoyment of the property <p>Landlords are also not required to do any work which is due to the tenant causing damage or not taking proper care of the property or its contents.</p> <p>Rent will not be payable for any period during which the property is not fit for human habitation. However, concerns must have been raised with your landlord and contract holders should continue to pay rent. If there is a dispute, this is a matter for the Court to decide the landlord has complied with the fitness obligation, and the contract holder may be required to pay back any rent owed.</p> <p>Landlords have a reasonable time to carry out works once they become aware that the works are necessary. Landlords must give 24 hours' notice to access a property for the purposes of undertaking such repairs.</p> |
| 1.13 | <p>Abandonment Procedure</p> <p>Landlords can repossess an abandoned property without needing a court order, after serving a four-week warning notice and carrying out investigations to be sure the property is abandoned.</p> |
| 1.14 | <p>Protection against 'retaliatory eviction'</p> <p>Landlords cannot issue a no fault notice just because of a complaint that the home is in a poor state of repair. The Court would need to be satisfied that the landlord hasn't issued the notice to avoid carrying out the repair.</p> |
| 1.15 | <p>Private Rented Sector</p> <p>There is greater security for people who live in the private rented sector (PRS) under the new law:</p> <ul style="list-style-type: none"> • A landlord must give you at least six months' notice (a 'section 173' notice in the Act) to end the contract, providing the tenant does not break a term of the contract, often called a 'no fault' notice (increased from two months' notice). • No fault notices cannot be issued until six months after the tenant moves in (the 'occupation date' of the contract). • If the landlord has not acted on the 'no fault notice' (so they haven't used it to try to get possession of the property), they can't issue another one for six months. |

| | |
|------|---|
| | <ul style="list-style-type: none"> • If the tenant has a fixed term contract (which says how long the contract is for) the landlord cannot normally issue a notice to end the contract. If the tenant does not leave, the fixed term contract will usually become what is called a 'periodic standard contract' at the end of the fixed term, and the landlord will have to serve a six-month no fault notice to bring this to an end. • Landlords cannot include a break clause (to regain possession) in fixed term standard contracts of less than two years. If the fixed term is two years or more, the landlord cannot give notice until at least month 18 of the fixed term contract, and will have to give the tenant at least six months' notice. |
| 1.16 | <p>Termination of occupation contract</p> <p>Under both a secure contract and a periodic standard contract, the contract holder can terminate the contract early by giving no less than four weeks' notice to the landlord. Under a fixed term standard contract, the contract holder's ability to terminate the contract early depends on whether there is a break clause in the contract.</p> |
| 1.17 | <p>Implementation In Flintshire</p> <p>Services have been actively working through the implementation of the Act. The original planned date of implementation was 15th July 2022, however, Welsh Government recognised there were still a number of outstanding changes required within the regulations that would not be resolved for the original implementation date. As such, a decision was made to postpone implementation to 1st December 2022.</p> <p>As part of a regional collaboration Hugh James solicitors have been engaged to support implementation and to provide a collective and aligned approach from a legal perspective. This work has been progressing well and we continue to engage with them on a local and regional level.</p> <p>We have developed a communication and training plan with actions to be implemented at the appropriate time. As it has taken until mid-July to finalise some of the detail around the regulations and to ensure information and training are as close to the implementation date as possible, this work is now starting to move at pace.</p> |

| | |
|-------------|--|
| 2.00 | RESOURCE IMPLICATIONS |
| 2.01 | <p>As part of a regional collaboration, we procured the services of Hugh James solicitors. The contract provides the following for us and regional partners:</p> <ul style="list-style-type: none"> • Train together: access 5 delegate places at each of the sessions in our unique webinar series developed with Community Housing Cymru. • Draft together: producing your written statements of terms (occupation contracts) in conjunction with counsel. |

| | |
|--|---|
| | <ul style="list-style-type: none"> • Build policy together: our plain-English manual to help guide your teams through the legislation and understand the new approach. Once you have used that to build your policies, we will carry out a final review of the updated policies you have developed. • Added value: shared learning across the sector in the form of weekly summaries of all of our clients' questions and answers and 25 hours of bespoke “surgery” style sessions with our team over the 6 month implementation period <p>This has reduced the cost of the legal advice as we procured this as a region, it has also provided the forum for shared learning and support with the legal experts and colleagues across North Wales</p> |
|--|---|

| | |
|-------------|--|
| 3.00 | IMPACT ASSESSMENT AND RISK MANAGEMENT |
| 3.01 | The IIA is currently being drafted. |
| 3.02 | There is a live risk register associated with the implementation which is managed by the officer project team. |

| | |
|-------------|---|
| 4.00 | CONSULTATIONS REQUIRED/CARRIED OUT |
| 4.01 | <p>There is no consultation required, or appropriate, for implementation of the regulations as it is a legislative requirement and the current tenants will transfer over to a secure contract.</p> <p>However, the contracts will be reviewed and consideration given to the need to vary some for specific reasons; i.e. garden condition, parking and pets. The consultation process will be defined and structured at the appropriate time after the implementation date.</p> |
| 4.02 | The report was presented to the Community, Housing and Assets Overview and Scrutiny Committee on the 16 th November 2022. |

| | |
|-------------|-------------------|
| 5.00 | APPENDICES |
| 5.01 | None. |

| | |
|-------------|--|
| 6.00 | LIST OF ACCESSIBLE BACKGROUND DOCUMENTS |
| 6.01 | <p>https://gov.wales/search?global-keywords=toolkit+for+renting+homes+wales</p> <p>https://gov.wales/renting-homes-act-and-regulations</p> <p>https://gov.wales/fitness-homes-human-habitation-guidance-landlords-html</p> |

| | |
|--|--|
| | https://www.legislation.gov.uk/anaw/2016/1/contents/enacted https://law.gov.wales/public-services/housing/renting-homes-wales-act-2016 |
|--|--|

| | |
|-------------|--|
| 7.00 | CONTACT OFFICER DETAILS |
| 7.01 | <p>Contact Officer: Jen Griffiths, Service Manager, Housing, welfare and communities</p> <p>Telephone: 01352 702929</p> <p>E-mail: jen.griffiths@flintshire.gov.uk</p> |

| | |
|-------------|---|
| 8.00 | GLOSSARY OF TERMS |
| 8.01 | <p>Private Tenant – someone who rents their home from a private individual</p> <p>Registered Social Landlord - Registered social landlords are independent housing organisations, mostly housing associations.</p> <p>Social Tenant – Someone who rents their home from a housing association or local council</p> |

Mae'r dudalen hon yn wag yn bwrpasol

Eitem ar gyfer y Rhaglen 8



CABINET

| | |
|------------------------|---|
| Date of Meeting | Tuesday 22nd November, 2022 |
| Report Subject | Revenue Budget Monitoring Report 2022/23 (Month 6) |
| Cabinet Member | Cabinet Member for Finance, Inclusion, Resilient Communities including Social Value and Procurement |
| Report Author | Corporate Finance Manager |
| Type of Report | Operational |

EXECUTIVE SUMMARY

This monthly report provides the latest detailed overview of the budget monitoring position in 2022/23 for the Council Fund and Housing Revenue Account for the financial year and presents the position, based on actual income and expenditure as at Month 6.

This report projects how the budget would stand at the close of the financial year, without new actions to reduce cost pressures and/or improve the financial return on efficiency planning and cost control is:

Council Fund

- An operating deficit of £0.033m (excluding the impact of the pay award which will need to be met by reserves), which is a favourable movement of (£0.647m) from the deficit figure reported at Month 5.
- A projected contingency reserve available balance as at 31 March 2023 of £8.071m (before the impact of final pay awards)

Housing Revenue Account

- Net in-year revenue expenditure forecast to be £3.324m higher than budget
- A projected closing balance as at 31st March, 2023 of £3.150m

Hardship Funding from Welsh Government helped secure £16m of direct financial help last year and we have continued to claim payments in 2022/23 for Self-isolation and Statutory Sick Pay Enhancement, along with Free School Meals direct payments within their eligible periods.

RECOMMENDATIONS

| | |
|---|--|
| 1 | To note the report and the estimated financial impact on the 2022/23 budget. |
|---|--|

REPORT DETAILS

| | |
|-------------|---|
| 1.00 | EXPLAINING THE REVENUE BUDGET MONITORING 2022/23 |
| 1.01 | <p>Council Fund Projected Position</p> <p>The projected year end position, without mitigation to reduce cost pressures and improve the yield on efficiency planning, is as follows:</p> <ul style="list-style-type: none"> • An operating deficit of £0.033m (excluding the impact of the pay award which will need to be met by reserves), which is a favourable movement of (£0.647m) from the figure reported at Month 5. • A projected contingency reserve available balance as at 31 March 2023 of £8.071m (before the impact of pay awards) <p>To assist with managing risks and mitigating the overall projected overspend, the review of non-essential spend and a vacancy management process continues.</p> |
| 1.02 | <p>Hardship Funding from Welsh Government helped secure over £16m direct financial help last year and we have continued to claim payments in 2022/23 for Self-isolation and Statutory Sick Pay Enhancement, along with Free School Meals direct payments within their eligible periods.</p> |

| 1.03 | <p>Table 1. Projected Position by Portfolio</p> <p>The table below shows the projected position by portfolio:</p> <table border="1" data-bbox="300 255 1310 1272"> <thead> <tr> <th data-bbox="300 255 751 450">Portfolio/Service Area</th> <th data-bbox="751 255 943 450">Approved Budget £m</th> <th data-bbox="943 255 1139 450">Projected Outturn £m</th> <th data-bbox="1139 255 1310 450">In-Year Over / (Under) spend £m</th> </tr> </thead> <tbody> <tr> <td data-bbox="300 450 751 510">Social Services</td> <td data-bbox="751 450 943 510">77.969</td> <td data-bbox="943 450 1139 510">78.604</td> <td data-bbox="1139 450 1310 510">0.635</td> </tr> <tr> <td data-bbox="300 510 751 571">Out of County Placements</td> <td data-bbox="751 510 943 571">15.101</td> <td data-bbox="943 510 1139 571">16.323</td> <td data-bbox="1139 510 1310 571">1.222</td> </tr> <tr> <td data-bbox="300 571 751 631">Education & Youth</td> <td data-bbox="751 571 943 631">9.953</td> <td data-bbox="943 571 1139 631">9.512</td> <td data-bbox="1139 571 1310 631">(0.442)</td> </tr> <tr> <td data-bbox="300 631 751 692">Schools</td> <td data-bbox="751 631 943 692">108.401</td> <td data-bbox="943 631 1139 692">108.401</td> <td data-bbox="1139 631 1310 692">0.000</td> </tr> <tr> <td data-bbox="300 692 751 752">Streetscene & Transportation</td> <td data-bbox="751 692 943 752">38.466</td> <td data-bbox="943 692 1139 752">39.505</td> <td data-bbox="1139 692 1310 752">1.039</td> </tr> <tr> <td data-bbox="300 752 751 813">Planning Env & Economy</td> <td data-bbox="751 752 943 813">6.797</td> <td data-bbox="943 752 1139 813">6.218</td> <td data-bbox="1139 752 1310 813">(0.579)</td> </tr> <tr> <td data-bbox="300 813 751 873">People & Resources</td> <td data-bbox="751 813 943 873">4.324</td> <td data-bbox="943 813 1139 873">4.255</td> <td data-bbox="1139 813 1310 873">(0.069)</td> </tr> <tr> <td data-bbox="300 873 751 934">Governance</td> <td data-bbox="751 873 943 934">10.772</td> <td data-bbox="943 873 1139 934">10.249</td> <td data-bbox="1139 873 1310 934">(0.523)</td> </tr> <tr> <td data-bbox="300 934 751 994">Strategic Programmes</td> <td data-bbox="751 934 943 994">6.116</td> <td data-bbox="943 934 1139 994">6.109</td> <td data-bbox="1139 934 1310 994">(0.008)</td> </tr> <tr> <td data-bbox="300 994 751 1055">Assets</td> <td data-bbox="751 994 943 1055">0.312</td> <td data-bbox="943 994 1139 1055">0.293</td> <td data-bbox="1139 994 1310 1055">(0.019)</td> </tr> <tr> <td data-bbox="300 1055 751 1115">Housing & Communities</td> <td data-bbox="751 1055 943 1115">14.662</td> <td data-bbox="943 1055 1139 1115">14.431</td> <td data-bbox="1139 1055 1310 1115">(0.231)</td> </tr> <tr> <td data-bbox="300 1115 751 1176">Chief Executive</td> <td data-bbox="751 1115 943 1176">2.256</td> <td data-bbox="943 1115 1139 1176">2.171</td> <td data-bbox="1139 1115 1310 1176">(0.085)</td> </tr> <tr> <td data-bbox="300 1176 751 1236">Central & Corporate Finance</td> <td data-bbox="751 1176 943 1236">31.552</td> <td data-bbox="943 1176 1139 1236">30.644</td> <td data-bbox="1139 1176 1310 1236">(0.907)</td> </tr> <tr> <td data-bbox="300 1236 751 1272">Total</td> <td data-bbox="751 1236 943 1272">326.682</td> <td data-bbox="943 1236 1139 1272">326.715</td> <td data-bbox="1139 1236 1310 1272">0.033</td> </tr> </tbody> </table> | Portfolio/Service Area | Approved Budget £m | Projected Outturn £m | In-Year Over / (Under) spend £m | Social Services | 77.969 | 78.604 | 0.635 | Out of County Placements | 15.101 | 16.323 | 1.222 | Education & Youth | 9.953 | 9.512 | (0.442) | Schools | 108.401 | 108.401 | 0.000 | Streetscene & Transportation | 38.466 | 39.505 | 1.039 | Planning Env & Economy | 6.797 | 6.218 | (0.579) | People & Resources | 4.324 | 4.255 | (0.069) | Governance | 10.772 | 10.249 | (0.523) | Strategic Programmes | 6.116 | 6.109 | (0.008) | Assets | 0.312 | 0.293 | (0.019) | Housing & Communities | 14.662 | 14.431 | (0.231) | Chief Executive | 2.256 | 2.171 | (0.085) | Central & Corporate Finance | 31.552 | 30.644 | (0.907) | Total | 326.682 | 326.715 | 0.033 |
|------------------------------|--|-------------------------|------------------------------------|-------------------------|------------------------------------|-----------------|--------|--------|-------|--------------------------|--------|--------|-------|-------------------|-------|-------|---------|---------|---------|---------|-------|------------------------------|--------|--------|-------|------------------------|-------|-------|---------|--------------------|-------|-------|---------|------------|--------|--------|---------|----------------------|-------|-------|---------|--------|-------|-------|---------|-----------------------|--------|--------|---------|-----------------|-------|-------|---------|-----------------------------|--------|--------|---------|--------------|----------------|----------------|--------------|
| Portfolio/Service Area | Approved Budget £m | Projected Outturn £m | In-Year Over / (Under) spend £m | | | | | | | | | | | | | | | | | | | | | | | | | | | | | | | | | | | | | | | | | | | | | | | | | | | | | | | | | | |
| Social Services | 77.969 | 78.604 | 0.635 | | | | | | | | | | | | | | | | | | | | | | | | | | | | | | | | | | | | | | | | | | | | | | | | | | | | | | | | | | |
| Out of County Placements | 15.101 | 16.323 | 1.222 | | | | | | | | | | | | | | | | | | | | | | | | | | | | | | | | | | | | | | | | | | | | | | | | | | | | | | | | | | |
| Education & Youth | 9.953 | 9.512 | (0.442) | | | | | | | | | | | | | | | | | | | | | | | | | | | | | | | | | | | | | | | | | | | | | | | | | | | | | | | | | | |
| Schools | 108.401 | 108.401 | 0.000 | | | | | | | | | | | | | | | | | | | | | | | | | | | | | | | | | | | | | | | | | | | | | | | | | | | | | | | | | | |
| Streetscene & Transportation | 38.466 | 39.505 | 1.039 | | | | | | | | | | | | | | | | | | | | | | | | | | | | | | | | | | | | | | | | | | | | | | | | | | | | | | | | | | |
| Planning Env & Economy | 6.797 | 6.218 | (0.579) | | | | | | | | | | | | | | | | | | | | | | | | | | | | | | | | | | | | | | | | | | | | | | | | | | | | | | | | | | |
| People & Resources | 4.324 | 4.255 | (0.069) | | | | | | | | | | | | | | | | | | | | | | | | | | | | | | | | | | | | | | | | | | | | | | | | | | | | | | | | | | |
| Governance | 10.772 | 10.249 | (0.523) | | | | | | | | | | | | | | | | | | | | | | | | | | | | | | | | | | | | | | | | | | | | | | | | | | | | | | | | | | |
| Strategic Programmes | 6.116 | 6.109 | (0.008) | | | | | | | | | | | | | | | | | | | | | | | | | | | | | | | | | | | | | | | | | | | | | | | | | | | | | | | | | | |
| Assets | 0.312 | 0.293 | (0.019) | | | | | | | | | | | | | | | | | | | | | | | | | | | | | | | | | | | | | | | | | | | | | | | | | | | | | | | | | | |
| Housing & Communities | 14.662 | 14.431 | (0.231) | | | | | | | | | | | | | | | | | | | | | | | | | | | | | | | | | | | | | | | | | | | | | | | | | | | | | | | | | | |
| Chief Executive | 2.256 | 2.171 | (0.085) | | | | | | | | | | | | | | | | | | | | | | | | | | | | | | | | | | | | | | | | | | | | | | | | | | | | | | | | | | |
| Central & Corporate Finance | 31.552 | 30.644 | (0.907) | | | | | | | | | | | | | | | | | | | | | | | | | | | | | | | | | | | | | | | | | | | | | | | | | | | | | | | | | | |
| Total | 326.682 | 326.715 | 0.033 | | | | | | | | | | | | | | | | | | | | | | | | | | | | | | | | | | | | | | | | | | | | | | | | | | | | | | | | | | |
| 1.04 | <p>The reasons for the projected variances are summarised within Appendix 1 and shows the detail of all variances over £0.050m and a summary of minor variances for each portfolio.</p> | | | | | | | | | | | | | | | | | | | | | | | | | | | | | | | | | | | | | | | | | | | | | | | | | | | | | | | | | | | | |
| | <p>Significant Movements from Month 5</p> | | | | | | | | | | | | | | | | | | | | | | | | | | | | | | | | | | | | | | | | | | | | | | | | | | | | | | | | | | | | |
| 1.05 | <p>Social Services £0.157m</p> <p>The net adverse movement relates to :</p> <p>Older People Services :</p> <ul style="list-style-type: none"> • Localities £0.100m – Domiciliary and Direct Payment costs have increased by £0.078m due to demand, Localities staff costs increased by £0.062m due to extended agency contracts, mitigated by a reduction in Residential care (£0.040m) • Regional Integration Fund (RIF) £0.086m – Step Down RIF grant scheme has fully realised its annual allocation and further costs are expected to continue to the end of the financial year. | | | | | | | | | | | | | | | | | | | | | | | | | | | | | | | | | | | | | | | | | | | | | | | | | | | | | | | | | | | | |

| | |
|------|---|
| | <ul style="list-style-type: none"> Resources and Regulated Services (£0.181m) – Increase in the projected client contribution income of (£0.151m) in addition to reduced staff costs relating to decrease in holiday cover and sickness levels. <p>Adults of Working Age :</p> <ul style="list-style-type: none"> Resources and Regulated Services £0.056m – Supported living costs have increased resulting from engaging agency cover for vacant posts to ensure service delivery need are met Children to Adult Transition £0.092m – resulting from an additional high cost placement <p>Children’s Services :</p> <ul style="list-style-type: none"> Family Placement (£0.032m) – reduction in costs based on current foster allowance payments and special guardianship allowance payments Residential Placements £0.060m – resulting from an additional placement <p>Minor variances across the Portfolio account for the remainder of the movement totalling (£0.024m).</p> |
| 1.06 | <p>Out of County Placements £0.211m</p> <ul style="list-style-type: none"> Children’s Services £0.123m – Due to 3 new placements and a change of placement at a higher cost with additional intensive support costs mitigated by 2 ended placements Education & Youth £0.088m – due to 4 new placements <p>Costs are projected to the end of the financial year.</p> |
| 1.07 | <p>Education & Youth (£0.097m)</p> <ul style="list-style-type: none"> Integrated Youth Provision has a favourable movement due to vacancy savings (£0.028m) Inclusion & Progression have maximised Welsh Government grants for core staff costs together with vacancy savings has resulted in a favourable movement of (£0.024m) <p>Minor movements across the Portfolio (£0.045m)</p> |
| 1.08 | <p>Streetscene & Transportation (£0.057m)</p> <p>The net positive movement relates to:</p> <ul style="list-style-type: none"> Service Delivery (£0.085m) – additional income due to increased ‘in house’ construction works Transportation £0.055m - increased costs in the provision of additional key service routes <p>Minor variances across the Portfolio account for the remainder (£0.027m).</p> |

| | |
|------|--|
| 1.09 | <p>Governance (£0.147m)</p> <p>Revenues (£0.086m)</p> <ul style="list-style-type: none"> • Further increase (£0.050m) to the projected potential surplus on the Council Tax Collection Fund; vacancy savings (£0.036m) • Vacancy Savings identified in Customer Services (£0.035m) <p>Minor variances across the Portfolio account for the remainder (£0.026m).</p> |
| 1.10 | <p>Central & Corporate Finance (£0.700m)</p> <p>A detailed review the Central Loans and Investment Account has been undertaken at Month 6 to reflect recent changes to bank interest rates. At this stage of the year no new short or long term borrowing has been required due in part to the level of additional grant funding received from Welsh Government towards the end of the last financial year improving the cash flow position.</p> <p>This has had the effect of significantly reducing projected borrowing costs in addition to an increase in investment income which could potentially increase further during the year should the pattern continue.</p> <p>In addition there has been a reduction in the Councils finance lease liabilities and an underspend on the Minimum Revenue Provision Account.</p> |
| 1.11 | <p>There are a number of minor variances across the other Portfolios each below £0.030m that account for the remainder of the overall movement (£0.015m).</p> |
| 1.12 | <p>Tracking of In-Year Risks and Emerging Issues</p> <p>Members were made aware when setting the budget that there were a number of open risks that would need to be kept under close review. An update on these is provided below.</p> |
| 1.13 | <p>Council Tax Income</p> <p>'In-year' council tax collection levels, up to September 2022, are 57.0% compared to 57.2% in the previous year. Collections remain challenging as the rising costs-of-living are impacting on the ability of some households to make payment of council tax on time. The marginal drop in collection levels is also consistent with other Welsh local authorities who are also seeing similar trends.</p> |
| 1.14 | <p>Pay Award (Teacher and Non-Teacher)</p> <p>The offer from the National employers for NJC employees of £1,925 on all spinal column points has now been accepted with back pay anticipated to be made to employees in November. This equates to an increase of 2.54% on the highest scale point to 10.5% on the lowest point.</p> |

| | |
|------|---|
| | <p>However, National negotiations are continuing between Employers and Trade Unions on a current pay offer for teachers of 5%. The Council has provided for an uplift of 3.5% for Teaching and Non-Teaching staff – any increase above this level would require the Council to utilise reserves to fund the difference in the current financial year and would add to the additional budget requirement for 2023/24.</p> <p>The impact on 2022/23 is as follows: Teachers pay - in year impact of an additional £0.674m for the period September to March (full year effect 2023/24 of £1.144m) over and above the budgeted level of 3.5%.</p> <p>NJC pay - in year impact of an additional £4.594m (Schools £1.637m and non-schools £2.957m) over and above the budgeted level of 3.5%.</p> <p>Additional amount needing to be met from reserves in 2022/23 based on the above is £5.268m.</p> <p>The above will also impact on the MTFs with the full year impact of the teachers' pay award increasing the impact for 2023/24 to £5.738m.</p> <p>However, all the above figures are pending a National Insurance (NI) reduction following the UK Government announcement on reversing the NI increase and this will be updated in the Month 7 report.</p> <p>The Teachers pay offer is still subject to agreement and out for consultation with the Trade Unions.</p> |
| 1.15 | <p>Other Tracked Risks</p> <p>In addition, there are a number of risks being tracked which may be subject to change and these are summarised below.</p> |
| 1.16 | <p>Medium Term Financial Strategy (MTFS) Impact</p> <p>Cabinet considered the latest projection for the MTFs in September which showed an increase in the additional budget requirement to £24.348m.</p> <p>The forecast included the position on pay awards at that time and revisions to forecasts for energy and fuel inflation which remains subject to constant change due to market volatility.</p> <p>All Portfolios consider their financial position, the risks within their service and the impacts on the Medium Term on a monthly basis as part of their Portfolio Management Team meetings.</p> <p>An update on the latest budget position prior to the formal Overview and Scrutiny Process in December is reported elsewhere on this agenda and shows a potential increase in the additional budget requirement for 2023/24 to around £32m.</p> |
| 1.17 | <p>Out of County Placements</p> |

| | |
|------|---|
| | <p>The risks include continued high demand for placements where children and young people cannot be supported within in-house provision, and market supply limitation factors and inflationary pressures leading to higher costs.</p> <p>There is a projected overspend of £1.222m for the current cohort of placements, however, this is likely to increase if demand for new placement remains at the current levels. There have been 48 new placements in the year to date with costs totaling £3.3m within the total projected spend for the year of £16.3m, which amounts to over 20%.</p> <p>The service areas within this pooled budget will continue to do everything possible to manage these risks and additional investment has already been made to further develop in-house provision to help to mitigate against such financial pressures.</p> |
| 1.18 | <p>Benefits</p> <p>Council Tax Reduction Scheme (CTRS) – Based on current demand, costs are currently projected to be £0.610m below budget, although this will be monitored closely throughout the year due to the potential for growth.</p> <p>There is continued high demand across the whole of the Benefits service which is expected to remain the case for the foreseeable future. There is a significant pressure on recovery of overpayments which is a combination of a shortfall of recovery against the level of income target budget which is partly influenced by lower number of overpayments occurring, and also the need to increase the bad debt provision on historic debt.</p> <p>The increased staffing levels are still required, and those costs are now being met in full from the additional funding of £0.300m previously approved to provide the service with the additional flexibility needed to adapt to and meet the sustained increase in customer demand.</p> |
| 1.19 | <p>Homelessness</p> <p>The risk is a consequence of the cessation of funding support from the Welsh Government COVID-19 Hardship Fund at the end of 2021/22.</p> <p>Although, there is continued support via the new Homelessness – No One Left Out grant, this still falls well below the amount of support we received via the Hardship Fund in 2020/21 and 2021/22.</p> <p>Although it has been possible to contain some of the expected pressure through prepaid accommodation to the end of September 2022, which has been funded by the COVID-19 Hardship Fund, the expected continued high demand for temporary accommodation including short term Bed & Breakfast provision will continue to present significant challenges.</p> <p>We continue to strategically use increased allocations of Housing Support Grant working with external partners, but there remains a risk that the costs of statutory provision of support for Homelessness may exceed existing funding provision from base budget and available grant funding.</p> |
| 1.20 | <p>Achievement of Planned In-Year Efficiencies</p> |

| | |
|------|---|
| | <p>The 2022/23 budget contains £1.341m of specific efficiencies which are tracked and monitored throughout the year. The Council aims to achieve a 95% rate in 2022/23 as reflected in the MTFs KPI's and fully achieved all efficiencies in the previous financial year</p> <p>It is projected that all efficiencies will be achieved in 2022/23 and further details can be seen in Appendix 3.</p> |
| 1.21 | <p>Unearmarked Reserves</p> <p>The final level of Council Fund Contingency Reserve brought forward into 2022/23 was £7.098m as detailed in the 2021/22 outturn report (subject to Audit). In addition, the Council has set-aside a further £3.250m to the carried forward £2.066m COVID-19 Emergency Reserve being a total of £5.316m as a safeguard against the continuing impacts of the pandemic (additional costs and lost income).</p> <p>Some claims for March 2022 were disallowed by WG and Internal claims for Quarter 1 and 2 have been made in 2022/23 relating to additional costs in Schools, Streetscene & Transportation and for income losses within AURA. These total £0.928m and the revised balance on the COVID-19 Emergency Reserve is currently £4.388m.</p> <p>At Cabinet on the 28th June, an amount of £0.300m was approved to fund a team of agency workers to support our Children's front door service whilst an action plan is developed and implemented to reset and rebuild service resilience due to current shortages of experienced social workers.</p> <p>After taking into account all of the above there is a projected contingency reserve available balance as at 31 March 2023 of £8.071m (before the impact of final pay awards – currently estimated at £5.268m).</p> |
| 1.22 | <p>Housing Revenue Account</p> <p>The 2021/22 Outturn Report to Cabinet on 12 July 2022 showed an un-earmarked closing balance at the end of 2021/22 of £3.616m and a closing balance of earmarked reserves of £1.622m.</p> |
| 1.23 | <p>The 2022/23 budget for the HRA is £37.755m which includes a movement of £2.858m to reserves.</p> |
| 1.24 | <p>The monitoring for the HRA is projecting in year expenditure to be £3.324m higher than budget and a closing un-earmarked balance as at 31 March 2023 of £3.150m, which at 8.34% of total expenditure satisfies the prudent approach of ensuring a minimum level of 3%. Appendix 4 attached refers.</p> |
| 1.25 | <p>Significant movements from month 5 include :</p> <ul style="list-style-type: none"> • Void Properties – increased net pressure of £0.055m • Estate Management – increased net vacancy savings of (£0.037m) <p>Minor variances account for the remainder (£0.013m)</p> |

| | |
|------|--|
| 1.26 | The budget contribution towards capital expenditure (CERA) is £10.898m with the actual contribution projected to be £13.755m at outturn. |
|------|--|

| | |
|-------------|-------------------------------|
| 2.00 | RESOURCE IMPLICATIONS |
| 2.01 | As set out within the report. |

| | |
|-------------|---|
| 3.00 | IMPACT ASSESSMENT AND RISK MANAGEMENT |
| 3.01 | The financial impacts as set out in the report are a combination of actual costs and losses to date and estimates of costs and losses for the future. There is the possibility that the estimates will change over time. The budget will be monitored closely and mitigation actions taken wherever possible. |

| | |
|-------------|---|
| 4.00 | CONSULTATIONS REQUIRED/CARRIED OUT |
| 4.01 | None specific. |

| | |
|-------------|---|
| 5.00 | APPENDICES |
| 5.01 | Appendix 1: Council Fund – Movement in Variances from Month 5 Appendix 2: Council Fund – Budget Variances Appendix 3: Council Fund – Programme of Efficiencies Appendix 4: Council Fund – Movement on Un-earmarked Reserves Appendix 5: Housing Revenue Account Variances |

| | |
|-------------|--|
| 6.00 | LIST OF ACCESSIBLE BACKGROUND DOCUMENTS |
| 6.01 | Various budget records. |

| | |
|-------------|--|
| 7.00 | CONTACT OFFICER DETAILS |
| 7.01 | Contact Officer: Dave Ledsham Strategic Finance Manager Telephone: 01352 704503 E-mail: dave.ledsham@flintshire.gov.uk |

| | |
|-------------|--|
| 8.00 | GLOSSARY OF TERMS |
| 8.01 | Budget: a statement expressing the Council's policies and service levels in financial terms for a particular financial year. In its broadest sense it |

includes both the revenue budget and capital programme and any authorised amendments to them.

Council Fund: the fund to which all the Council's revenue expenditure is charged.

Financial Year: the period of twelve months commencing on 1 April.

Housing Revenue Account: the Housing Revenue Account (HRA) is a local authority account showing current income and expenditure on housing services related to its own housing stock. The account is separate from the Council Fund and trading accounts and is funded primarily from rents and government subsidy.

Intermediate Care Fund: Funding provided by Welsh Government to encourage integrated working between local authorities, health and housing.

Projected Outturn: projection of the expenditure to the end of the financial year, made on the basis of actual expenditure incurred to date.

Reserves: these are balances in hand that have accumulated over previous years and are held for defined (earmarked reserves) and general (general reserves) purposes. Councils are required to regularly review the level and purpose of their reserves and to take account of the advice of the Chief Finance Officer.

Revenue: a term used to describe the day-to-day costs of running Council services and income deriving from those services. It also includes charges for the repayment of debt, including interest, and may include direct financing of capital expenditure.

Variance: difference between latest budget and actual income or expenditure. Can be to date if reflecting the current or most up to date position or projected, for example projected to the end of the month or financial year.

Virement: the transfer of budget provision from one budget head to another. Virement decisions apply to both revenue and capital expenditure heads, and between expenditure and income, and may include transfers from contingency provisions. Virements may not however be approved between capital and revenue budget heads.

Council Fund Variances

MONTH 6 - SUMMARY

| Service | Movement between Periods (£m) | Narrative for Movement between Periods greater than £0.025m |
|---|-------------------------------|--|
| Social Services | | |
| Older People | | |
| Localities | 0.100 | Domiciliary and Direct Payment costs have increased by £0.078m due to demand. The residential care budget reduced by (£0.040m). Localities staffing costs increased by £0.062m mostly due to a requirement to extend agency contracts. |
| Regional Integration Fund | 0.086 | The Step Down Regional Integration Fund (RIF) grant scheme which enables quicker hospital discharge by placing older people into short term residential placements before they can safely return home has already spent its annual allocation. Costs will continue to be incurred and it is not expected that there will be slippage from other RIF schemes to offset this spend. |
| Resources & Regulated Services | -0.181 | There has been an increase to the number of residents who contribute to the cost of their care resulting in the projected client contribution income to increase by £0.150m. In addition there are reduced costs for staff as there has been a decrease in holiday cover and sickness cover requirements. |
| Adults of Working Age | | |
| Resources & Regulated Services | 0.056 | Supported Living costs have increased by £0.053m due to having to cover vacancies via agency to ensure service requirements are being met. |
| Children to Adult Transition Services | 0.092 | Due to an additional high cost placement |
| Minor Variances | -0.023 | |
| Children's Services | | |
| Family Placement | -0.032 | Reduced costs based on current foster allowance payments and special guardianship allowance payments |
| Residential Placements | 0.060 | This is a result of an additional placement |
| Minor Variances | -0.007 | |
| Safeguarding & Commissioning | | |
| Minor Variances | 0.005 | |
| Total Social Services (excl Out of County) | 0.157 | |
| Out of County | | |
| Children's Services | 0.123 | Due to 3 new placements, one necessary change of placement to one at higher cost and additional intensive support costs - less two ended placements |
| Education & Youth | 0.088 | Due to 4 new placements |
| Total Out of County | 0.211 | |
| Education & Youth | | |
| Inclusion & Progression | -0.024 | The service have maximised some WG grants for core staff. There are also vacancy savings within the PRU management budget. |
| Integrated Youth Provision | -0.028 | Vacancy savings |
| Minor Variances | -0.045 | |
| Total Education & Youth | -0.097 | |
| Schools | | |
| | 0.000 | |
| Streetscene & Transportation | | |
| Service Delivery | -0.085 | Additional Income this month due to increased in-house construction work. |
| Transportation | 0.055 | Additional Service routes requested in School Transport. |
| Other Minor Variances | -0.028 | |
| Total Streetscene & Transportation | -0.057 | |
| Planning, Environment & Economy | | |
| Minor Variances | 0.024 | |
| Total Planning & Environment | 0.031 | |
| People & Resources | | |
| Total People & Resources | -0.015 | |
| Governance | | |
| Customer Services | -0.035 | Positive movement relates to vacancy savings identified as potential efficiencies |
| Revenues | -0.086 | Positive movement following increase in the potential projected surplus of the Council Tax Collection Fund at Month 6 £0.050m and vacancy savings |
| Minor Variances | -0.026 | |
| Total Governance | -0.147 | |
| Strategic Programmes | | |
| Minor Variances | 0.001 | |
| Total Strategic Programmes | 0.001 | |
| Assets | | |
| Total Assets | 0.001 | |
| Housing and Community | | |
| Minor Variances | -0.017 | |
| Total Housing and Community | -0.017 | |
| Chief Executive's | | |
| Impact of Covid-19 | 0.000 | |
| Central & Corporate Finance | | |
| | -0.700 | To date in 2022/23, no new long or short term borrowing has been undertaken, due to the level of additional grant funding received from Welsh Government towards the end of the last financial year improving the cashflow position. This has therefore reduced the borrowing costs that would have been incurred and allowed the Council to maximise investments where possible to generate investment income. We have seen further return on investment as the bank rate has risen, resulting in a proportion of this favourable movement. It could potentially increase further in this financial year, should the pattern continue. Savings have also been identified on the Council's finance lease liabilities and Minimum Revenue Provision (MRP) |
| Grand Total | -0.648 | |

Mae'r dudalen hon yn wag yn bwrpasol

Budget Monitoring Report

| Service | Approved Budget (£m) | Projected Outturn (£m) | Annual Variance (£m) | Impact of Covid-19 (£m) | Last Month Variance (£m) | Cause of Major Variances greater than £0.050m | Action Required |
|---------------------------------------|-------------------------|---------------------------|-------------------------|----------------------------|-----------------------------|--|-----------------|
| Social Services | | | | | | | |
| Older People | | | | | | | |
| Localities | 20.679 | 20.163 | -0.516 | | -0.616 | The commissioned Older Peoples domiciliary and Direct Payment budget is expected to underspend by £0.757m based on current activity. There are recruitment and retention challenges within this service which is limiting the amount of care which can be purchased. The residential care budget is projecting a £0.324m overspend due to the cost of placements net of income such as Free Nursing Care, Regional Integration Fund contributions and property income. The Localities staff budgets are expected to underspend by £0.050m as not all staff are currently top of grade and some costs are to be recharged. The day care budget is underspending by £0.033m. | |
| Regional Integration Fund | 0.000 | 0.086 | 0.086 | | 0.000 | The Step Down Regional Integration Fund (RIF) grant scheme which enables quicker hospital discharge times by placing older people into short term residential care before they can safely return home has already spent its annual allocation. Costs will continue to be incurred and it is not expected that slippage from other RIF schemes will be available to offset the spend. | |
| Resources & Regulated Services | 8.921 | 8.958 | 0.037 | | 0.218 | In-house residential care was previously reported to overspend by £0.218m due to staff and running costs. However, there has been an increase to the number of residents who contribute to the cost of their care resulting in the projected client contribution income to increase by £0.150m. In addition there are reduced costs for staff as there has been a decrease in holiday cover and sickness cover requirements. | |
| Impact of Covid-19 | 0.000 | 0.000 | 0.000 | 0.000 | 0.000 | | |
| Minor Variances | 1.269 | 1.245 | -0.024 | | -0.024 | | |
| Adults of Working Age | | | | | | | |
| Resources & Regulated Services | 29.481 | 29.739 | 0.258 | | 0.202 | The PDSI (Physically Disabled and Sensory Impaired) budget is reporting a £0.115m overspend due to net costs of care packages. The in-house Supported Living service is £0.129m overspent and this will likely increase further if agency cover is required to cover vacancies. The Learning Disability Daycare and Workscheme budget is £0.069m overspent due mostly to recent inflationary pressures. The care package costs for independently provided care for Learning Disability services is a £0.055m underspend. | |
| Children to Adult Transition Services | 0.951 | 1.156 | 0.205 | | 0.113 | These are the costs of care for young adults who are transferring to Adult Social Care from Children's Services this financial year. Care costs are initially estimated, but once services have been finalised the actual cost may be different. | |
| Residential Placements | 1.956 | 2.336 | 0.380 | | 0.394 | This is the cost of current commissioned care packages within the Mental Health Service | |
| Minor Variances | 4.033 | 3.995 | -0.038 | | -0.029 | | |
| Children's Services | | | | | | | |
| Family Support | 0.375 | 0.513 | 0.137 | | 0.127 | Costs are based upon the current activity levels over the last few months and projected forward for the rest of the year. Workforce costs, mostly sessional staff, are the primary cost driver for this service. | |

Budget Monitoring Report

| Service | Approved Budget (£m) | Projected Outturn (£m) | Annual Variance (£m) | Impact of Covid-19 (£m) | Last Month Variance (£m) | Cause of Major Variances greater than £0.050m | Action Required |
|---|-------------------------|---------------------------|-------------------------|----------------------------|-----------------------------|--|-----------------|
| Legal & Third Party | 0.232 | 0.741 | 0.509 | | 0.511 | Legal costs are overspent by £0.276m due to the number of cases going through the courts and some use of external legal professionals. Direct Payments also continue to increase in demand and are overspent by £0.233m. | |
| Residential Placements | 1.312 | 0.977 | -0.336 | | -0.395 | The in-year opening of some Childrens Residential care settings will mean that there will be one off cost savings, in addition it is expected that one off, non-recurring grant from Welsh Government will be recieved for start up costs. | |
| Professional Support | 6.173 | 6.416 | 0.243 | | 0.250 | To support adequate levels of child protection, the established staffing structure needs to be at a sufficient level to meet mandatory safeguarding standards. Vacancies are minimised and additional temporary posts are sometimes required to meet the challenges and demands of Childrens Services. There is an assumption that Welsh Government will allow for flexible use of Childrens Services grants which will allow for some cost presures to be offset. | |
| Minor Variances | 3.537 | 3.526 | -0.011 | | 0.030 | | |
| Safeguarding & Commissioning | | | | | | | |
| Business Systems & Financial Assessments | 0.831 | 0.894 | 0.063 | | 0.044 | There are additional one off costs of £0.018m for an IT system upgrade. Additionally there are some extra staff costs due from temporary increases in hours and business support assistant posts. These additional posts are funded from the underspend within the Business Support Service budget. | |
| Business Support Service | 1.195 | 1.141 | -0.054 | | -0.051 | The underspend is due to vacancies which will not be filled this year | |
| Safeguarding Unit | 1.291 | 1.076 | -0.214 | | -0.209 | A consultation for the updated Liberty Protection Safeguard legislation continues to be undertaken. Due to the delay in implementing the legislation there wil be an in-year saving. | |
| Management & Support | -2.267 | -2.330 | -0.063 | | -0.061 | A reduction of £0.040m on Flintshire's contribution to the Regional Collaboration Team is expected this year. | |
| Impact of Covid-19 | 0.000 | 0.000 | 0.000 | 0.000 | -0.000 | | |
| Minor Variances | -2.001 | -2.029 | -0.029 | | -0.024 | | |
| Total Social Services (excl Out of County) | 77.969 | 78.604 | 0.635 | 0.000 | 0.478 | | |
| Out of County | | | | | | | |
| Children's Services | 10.097 | 11.620 | 1.523 | | 1.400 | The projected overspend reflects significant additional demands on the service in the year to date with 28 new placements having been made in the year to date - most of which are high cost residential placements - there is provision for a contingency sum of £0.250m, for net impacts of further new placements and other placement changes, but this may not prove to be enough. | |
| Education & Youth | 5.004 | 4.703 | -0.301 | | -0.389 | The latest underspend reflects projected costs for the current cohort of placements and there have been 20 new placements in the year to date with further new placements also likely to emerge as the year progresses, for which contingency provision of £0.050m has been made. | |
| Total Out of County | 15.101 | 16.323 | 1.222 | 0.000 | 1.011 | | |
| Education & Youth | | | | | | | |
| Inclusion & Progression | 5.251 | 5.196 | -0.055 | | -0.031 | The service have maximised some WG grants for core staff. There are also vacancy savings within the PRU management budget. | |

Budget Monitoring Report

| Service | Approved Budget (£m) | Projected Outturn (£m) | Annual Variance (£m) | Impact of Covid-19 (£m) | Last Month Variance (£m) | Cause of Major Variances greater than £0.050m | Action Required |
|---|-------------------------|---------------------------|-------------------------|----------------------------|-----------------------------|--|-----------------|
| School Improvement Systems | 1.889 | 1.747 | -0.142 | | -0.133 | Payments to Non-maintained and maintained settings projected similar to those of 21/22. Welsh Government have announced continuation of top-up funding to £5 p/hour, so gives the Early Entitlement budget increasing financial capacity. Alongside this, the Recruit, Recover and Raise Standards grant and the Early Years Pupil Development Grant increases announced allow core budget to be released. Proposed efficiency savings are currently under review. | |
| School Planning & Provision | 0.671 | 0.595 | -0.076 | | -0.053 | Projected underspend on insurance liability claims costs and some salary savings | |
| Minor Variances | 2.141 | 1.973 | -0.169 | | -0.128 | | |
| Total Education & Youth | 9.953 | 9.512 | -0.442 | 0.000 | -0.344 | | |
| Schools | 108.401 | 108.401 | 0.000 | | -0.000 | | |
| Streetscene & Transportation | | | | | | | |
| Service Delivery | 9.277 | 9.457 | 0.180 | | 0.265 | The service has a recurring revenue pressure of £0.100m for security costs at the Household Recycling Centres. Street lighting is also incurring a £0.070m revenue pressure on the Community Council Income Budget. Improved position from last month due to additional income achieved through in-house construction work. Remaining £0.090m is attributable to high sickness levels and agency costs. | |
| Highways Network | 8.096 | 8.585 | 0.489 | | 0.503 | Highways is incurring a revenue pressure of £0.400m in Fleet Services as a result of rising fuel costs. Also additional £0.050m increase in weed spraying contractor costs following recommendation from Scrutiny Committee, which cannot be covered by our existing budget. | |
| Transportation | 10.031 | 10.449 | 0.418 | | 0.362 | Local bus subsidy is incurring additional overspend of £0.100m due to the Park and Ride Service and Service 5. School Transport is incurring a revenue pressure of £0.090m, due to a shortfall in budget for 3 additional school days driven by Easter timelines in this financial year. There has been an additional pressure of £0.220m identified in School Transport due to additional demand (PRUs/ALN) 6 routes in total equating to £270.00 per day. | |
| Impact of Covid-19 | 0.000 | 0.000 | 0.000 | 0.000 | -0.000 | | |
| Other Minor Variances | 11.062 | 11.015 | -0.048 | | -0.034 | | |
| Total Streetscene & Transportation | 38.466 | 39.505 | 1.039 | 0.000 | 1.096 | | |
| Planning, Environment & Economy | | | | | | | |
| Community | 0.890 | 0.963 | 0.073 | | 0.073 | Fee income shortfalls in Licensing and Pest Control and historic business planning efficiency £0.024m not realised | |
| Development | 0.146 | -0.443 | -0.589 | | -0.594 | Favourable variance following receipt of two high value one off Planning Fee each approx £0.300m | |
| Management & Strategy | 1.385 | 1.290 | -0.095 | | -0.111 | Staff savings from vacant posts | |
| Impact of Covid-19 | 0.000 | 0.054 | 0.054 | 0.054 | 0.047 | COVID-19 related additional cleaning costs for Countryside Service and Environmental Health Officer costs | |
| Minor Variances | 4.376 | 4.353 | -0.022 | | -0.026 | | |
| Total Planning & Environment | 6.797 | 6.218 | -0.579 | 0.054 | -0.610 | | |
| People & Resources | | | | | | | |
| HR & OD | 2.284 | 2.241 | -0.043 | | -0.027 | | |

Budget Monitoring Report

| Service | Approved Budget (£m) | Projected Outturn (£m) | Annual Variance (£m) | Impact of Covid-19 (£m) | Last Month Variance (£m) | Cause of Major Variances greater than £0.050m | Action Required |
|-------------------------------------|-------------------------|---------------------------|-------------------------|----------------------------|-----------------------------|--|-----------------|
| Corporate Finance | 2.041 | 2.007 | -0.034 | | -0.028 | | |
| Impact of Covid-19 | 0.000 | 0.008 | 0.008 | 0.008 | 0.000 | COVID-19 Flu Vaccine purchase | |
| Total People & Resources | 4.324 | 4.255 | -0.069 | 0.008 | -0.055 | | |
| Governance | | | | | | | |
| Democratic Services | 2.374 | 2.295 | -0.079 | | -0.091 | Variance as a result of the Members Allowances new rate not being implemented until May, 2022 and lower than anticipated take up of both Broadband and Pension Allowances (£0.108m) ; mitigated by the inception of the new Climate Change Committee Chair person Allowance plus minor variances across Service | |
| ICT | 4.960 | 4.909 | -0.051 | | -0.050 | Staff savings from vacant posts and minor variances across the Service | |
| Customer Services | 1.018 | 0.858 | -0.160 | | -0.125 | Registrars Fee Income higher than anticipated and savings from vacant posts | |
| Revenues | 0.201 | -0.023 | -0.223 | | -0.138 | The variance results from the projected potential surplus on the Council Tax Collection Fund (£0.167m) based on current information; minor variance across the service | |
| Impact of Covid-19 | 0.000 | 0.001 | 0.001 | | 0.001 | | |
| Minor Variances | 2.220 | 2.209 | -0.010 | | 0.027 | | |
| Total Governance | 10.772 | 10.249 | -0.523 | 0.000 | -0.376 | | |
| Strategic Programmes | | | | | | | |
| Minor Variances | 6.116 | 6.109 | -0.008 | | -0.009 | | |
| Total Strategic Programmes | 6.116 | 6.109 | -0.008 | 0.000 | -0.009 | | |
| Assets | | | | | | | |
| Enterprise Centres | -0.163 | -0.128 | 0.035 | | 0.032 | | |
| Agricultural Estates | -0.165 | -0.133 | 0.032 | | 0.032 | | |
| Caretaking & Security | 0.264 | 0.183 | -0.080 | | -0.081 | Underspend is due to vacancy savings | |
| Minor Variances | 0.376 | 0.371 | -0.005 | | -0.002 | | |
| Total Assets | 0.312 | 0.293 | -0.019 | 0.000 | -0.019 | | |
| Housing and Community | | | | | | | |
| Benefits | 13.260 | 13.019 | -0.241 | | -0.220 | Projected underspend of -£0.610m on the Council Tax Reduction Scheme (CTRS) which is offset by pressures of £0.334m on recovery of overpayments including a shortfall against the income budget target which has previously been compensated by the WG COVID-19 Hardship Fund and also due to the need to increase the bad debt provision for recovery of overpayments | |
| Minor Variances | 1.402 | 1.412 | 0.009 | | 0.005 | | |
| Total Housing and Community | 14.662 | 14.431 | -0.231 | 0.000 | -0.215 | | |
| Chief Executive's | | | | | | | |
| Impact of Covid-19 | 0.000 | 0.000 | 0.000 | 0.000 | 0.000 | Variance due to vacant post and not all staff at top of scale | |

Budget Monitoring Report

| Service | Approved Budget (£m) | Projected Outturn (£m) | Annual Variance (£m) | Impact of Covid-19 (£m) | Last Month Variance (£m) | Cause of Major Variances greater than £0.050m | Action Required |
|-----------------------------|-------------------------|---------------------------|-------------------------|----------------------------|-----------------------------|---|-----------------|
| Central & Corporate Finance | 28.769 | 27.838 | -0.931 | | -0.231 | Over recovery of planned pension contributions recouped against actuarial projections based on the current level of contributions, as at Month 6 no new long or short term borrowing has been undertaken, due to the level of additional grant funding received from Welsh Government towards the end of the last financial year improving the cashflow position. This has therefore reduced the borrowing costs that would've been incurred and allowed the Council to maximise investments where possible to generate investment income. We have seen further return on investment as the bank rate has risen, resulting in a proportion of this favourable movement. It could potentially increase further in this financial year, should the pattern continue. Savings have also been identified on the Councils finance lease liabilities and Minimum Revenue Provision (MRP). | |
| Centralised Costs | 2.783 | 2.753 | -0.030 | | -0.031 | | |
| Soft Loan Mitigation | 0.000 | 0.053 | 0.053 | | 0.053 | | |
| Grand Total | 326.682 | 326.715 | 0.033 | 0.062 | 0.680 | | |

Mae'r dudalen hon yn wag yn bwrpasol

2022/23 Efficiencies Outturn Tracker - Mth 6

| Efficiency Description | Accountable Officer | Efficiency Target | Projected Efficiency | (Under)/Over Achievement | Efficiency Open/Closed (O/C) | Confidence in Achievement of Efficiency - Based on (see below) R = High Assumption A = Medium Assumption G = Figures Confirmed |
|--|---|-----------------------|-----------------------|--------------------------|------------------------------|---|
| Portfolio | | 2022/23 £m | 2022/23 £m | 2022/23 £m | | |
| Corporate | | | | | | |
| Increase in Reserves | Rachel Parry Jones | 0.471 | 0.471 | 0.000 | C | G |
| Utility Inflation | Rachael Corbelli | 0.085 | 0.085 | 0.000 | C | G |
| Efficiency from Restructure | Corporate Policy Rachel Parry Jones | 0.025 | 0.025 | 0.000 | C | G |
| Recharge to HRA | Chief Executive post to HRA 50% Rachel Parry Jones | 0.027 | 0.027 | 0.000 | C | G |
| Total Corporate Services | | 0.608 | 0.608 | 0.000 | | |
| Housing & Assets | | | | | | |
| Connahs Quay Power Station | Neal Cockerton | 0.290 | 0.290 | 0.000 | C | G |
| Rent Newydd | Neal Cockerton | 0.020 | 0.020 | 0.000 | C | G |
| Total Housing & Assets | | 0.310 | 0.310 | 0.000 | | |
| Social Services | | | | | | |
| Sleep in Pressure not Required | Neil Ayling | 0.123 | 0.123 | 0.000 | C | G |
| Total Social Services | | 0.123 | 0.123 | 0.000 | | |
| Governance | | | | | | |
| Single Person Discount Review (One Off) | Gareth Owen | 0.300 | 0.300 | 0.000 | O | G |
| Total Governance | | 0.300 | 0.300 | 0.000 | | |
| Total 2022/23 Budget Efficiencies | | 1.341 | 1.341 | 0.000 | | |

Tudalen 111

| | % | £ |
|--|-----|-------|
| Total 2022/23 Budget Efficiencies | 100 | 1.341 |
| Total Projected 2022/23 Budget Efficiencies Underachieved | 0 | 0.000 |
| Total Projected 2022/23 Budget Efficiencies Achieved | 100 | 1.341 |
| Total 2022/23 Budget Efficiencies (Less Previously agreed Decisions) | 100 | 0.000 |
| Total Projected 2022/23 Budget Efficiencies Underachieved | 0 | 0.000 |
| Total Projected 2022/23 Budget Efficiencies Achieved | 0 | 0.000 |

Corporate Efficiencies Remaining from Previous Years

| Income Target Remaining | £m |
|--|---|
| Income Target Efficiency remaining from Previous Years | All Portfolios 0.041 |
| Fees and charges increase 1st October, 2022 | Full Year effect 1st April 2023 (0.026) |
| Total Income Efficiency Remaining | 0.015 (0.015) |

Mae'r dudalen hon yn wag yn bwrpasol

Movements on Council Fund Unearmarked Reserves

| | £m | £m |
|---|-----------|--------------|
| Total Reserves as at 1 April 2022 | 18.438 | |
| Less - Base Level | (5.769) | |
| Total Reserves above base level available for delegation to Cabinet | | 12.669 |
| | | |
| Less - COVID-19 Emergency Funding Allocation | | 5.316 |
| Less - Childrens Services Social Work Costs (approved 21/22) | | 0.157 |
| Less - Children's Services front door service - agency workers (approved by Cabinet on 28th June) | | 0.300 |
| | | |
| Add - Total Balances Released to Reserves (Month 5) | | 1.208 |
| | | |
| Less - impact of the final pay awards (still awaited) | | |
| | | |
| Less - Month 6 projected outturn | | 0.033 |
| | | |
| Total Contingency Reserve available for use | | 8.071 |

Mae'r dudalen hon yn wag yn bwrpasol

Budget Monitoring Report
Housing Revenue Account Variances

MONTH 6 - SUMMARY

| Service | Revised Budget (£m) | Projected Outturn (£m) | Variance (£m) | Last Month Variance (£m) | Cause of Major Variance | Action Required |
|---|---------------------|------------------------|---------------|--------------------------|---|-----------------|
| Housing Revenue Account | | | | | | |
| Income | (37.755) | (37.300) | 0.454 | 0.399 | We are currently projecting a variance of £0.454m due to loss of rental income in relation to void properties. Of this, £0.356m relates to void properties, £0.084m relates to utilities costs on void properties and £0.029m relates to void garages. The remaining (£0.015m) relates to other minor variances. | |
| Capital Financing - Loan Charges | 6.723 | 6.723 | | | | |
| Estate Management | 2.263 | 2.101 | (0.162) | (0.126) | Additional cost of agency positions of £0.190m, which is offset by vacancy savings of (£0.196m) and additional funding from the Housing Support Grant of (£0.120m). Other minor variances of (£0.036m). | |
| Landlord Service Costs | 1.265 | 1.326 | 0.061 | 0.068 | Salary savings of (£0.044m) are currently being projected within the service which offset agency costs of £0.024. There is a forecasted pressure on utilities costs of £0.062m. The remaining variance of £0.019m is down to other minor movements. | |
| Repairs & Maintenance | 10.908 | 10.987 | 0.079 | 0.084 | There are a number of vacant trades positions which are being covered by agency, leading to an additional net cost of £0.066m. Vacancy savings of (£0.034m) in respect of Admin posts have also been identified. Savings on the cost of materials of (£0.102m). Additional cost of fleet forecasted to be £0.154m due to factors such as rising fuel costs. Other minor variances of (£0.005m). | |
| Management & Support Services | 2.716 | 2.751 | 0.035 | 0.036 | Savings of (£0.072m) have been projected based on current vacancies within the service and a further (£0.100m) efficiency has been identified through a review of central support recharges. Costs of legal advice in respect of the Renting Homes Wales Act £0.017m. Pressure in relation to insurance costs currently forecasted to be £0.179m. Other minor variances of £0.011m. | |
| Capital Expenditure From Revenue (CERA) | 10.898 | 13.755 | 2.857 | 2.857 | £2.857 contribution to meet the additional Capitalworks that are due to be undertaken in year. | |
| HRA Projects | 0.122 | 0.122 | (0.000) | (0.000) | | |
| Contribution To / (From) Reserves | 2.858 | 2.858 | | | | |
| Total Housing Revenue Account | (0.000) | 3.324 | 3.324 | 3.318 | | |

Mae'r dudalen hon yn wag yn bwrpasol

Eitem ar gyfer y Rhaglen 9



CABINET

| | |
|------------------------|---|
| Date of Meeting | Tuesday, 22 nd November 2022 |
| Report Subject | Capital Programme Monitoring 2022/23 (Month 6) |
| Cabinet Member | Cabinet Member for Finance, Inclusion, Resilient Communities including Social Value and Procurement |
| Report Author | Corporate Finance Manager |
| Type of Report | Operational |

EXECUTIVE SUMMARY

The report summarises changes made to the Capital Programme 2022/23 since it was set in December 2021 to the end of Month 6 (September 2022), along with expenditure to date and projected outturn.

The Capital Programme has seen a net decrease in budget of £0.154m during the period which comprises of:-

- Net budget increase in the programme of £1.639m (See Table 2 - Council Fund (CF) (£2.647m), Housing Revenue Account (HRA) £4.286m;
- Carry Forward to 2023/24 approved at Month 4 of (£1.543m) (all CF);
- Identified savings at Month 6 of (£0.250m) (CF)

Actual expenditure was £22.471m (See Table 3).

No capital receipts have been received in the second quarter of 2022/23. Savings identified total £0.250m. This gives a revised projected surplus in the Capital Programme at Month 6 of £3.376m (from a Month 4 funding position surplus of £3.126m) for the 2022/23 – 2024/25 Capital Programme, prior to the realisation of additional capital receipts and/or other funding sources.

RECOMMENDATIONS

| | |
|---|--|
| | Cabinet are requested to: |
| 1 | Approve the overall report. |
| 2 | Approve the carry forward adjustments, as set out at 1.14. |
| 3 | Approve the additional allocations, as set out in 1.16. |

REPORT DETAILS

| | |
|-------------|--|
| 1.00 | EXPLAINING THE CAPITAL PROGRAMME MONITORING POSITION – MONTH 6 2022/23 |
| 1.01 | Background <p>The Council approved a Council Fund (CF) Capital Programme of £37.469m for 2022/23 at its meeting on 7th December 2021 and a Housing Revenue Account (HRA) Capital Programme of £25.074m for 2022/23 at its meeting on 15th February 2022.</p> |
| 1.02 | For presentational purposes the Capital Programme is shown as a whole, with sub-totals for the Council Fund and HRA. In reality the HRA programme is 'ring fenced' and can only be used for HRA purposes. |
| 1.03 | Changes since Budget approval <p>Table 1 below sets out how the programme has changed during 2022/23. More detailed cumulative information relating to each Portfolio is provided in Appendix A:-</p> |

Table 1

| REVISED PROGRAMME | Original Budget 2022/23 | Carry Forward from 2021/22 | 2022/23 Previously Reported | | Savings - This Period | Changes - This Period | Revised Budget 2022/23 |
|---------------------------------|-------------------------|----------------------------|-----------------------------|--------------------------|-----------------------|-----------------------|------------------------|
| | | | Changes | Carry Forward to 2023/24 | | | |
| | £m | £m | £m | £m | £m | £m | £m |
| People & Resources | 0.350 | 0.155 | 0.000 | 0.000 | 0.000 | (0.060) | 0.445 |
| Governance | 0.363 | 0.383 | 0.000 | 0.000 | 0.000 | 0.000 | 0.746 |
| Education & Youth | 10.010 | 6.057 | (0.112) | (0.461) | 0.000 | (3.406) | 12.088 |
| Social Services | 1.364 | 1.038 | 2.169 | (0.189) | 0.000 | 0.168 | 4.550 |
| Planning, Environment & Economy | 0.128 | 0.817 | 2.394 | (0.250) | 0.000 | 0.520 | 3.609 |
| Streetscene & Transportation | 3.519 | 2.683 | 12.849 | (0.046) | 0.000 | 0.079 | 19.084 |
| Strategic Programmes | 19.400 | 0.964 | 0.000 | 0.000 | 0.000 | 0.052 | 20.416 |
| Housing and Communities | 1.660 | 0.386 | 0.286 | 0.000 | (0.250) | 0.000 | 2.082 |
| Capital Programme and Assets | 0.675 | 1.243 | 0.035 | (0.597) | 0.000 | 0.000 | 1.356 |
| Council Fund Total | 37.469 | 13.726 | 17.621 | (1.543) | (0.250) | (2.647) | 64.376 |
| HRA Total | 25.074 | 0.000 | (1.757) | 0.000 | 0.000 | 4.286 | 27.603 |
| Programme Total | 62.543 | 13.726 | 15.864 | (1.543) | (0.250) | 1.639 | 91.979 |

1.04

Carry Forward from 2021/22

Carry forward sums from 2021/22 to 2022/23, totalling £13.726m (CF £13.726m, HRA £0.000m), were approved as a result of the quarterly monitoring reports presented to Cabinet during 2021/22.

1.05

Changes during this period

Funding changes during this period have resulted in a net increase in the programme total of £1.639m (CF (£2.647m), HRA £4.286m). A summary of the changes, detailing major items, is shown in Table 2 below:-

Table 2

| CHANGES DURING THIS PERIOD | | |
|-----------------------------------|-------------|----------------|
| | Para | £m |
| <u>COUNCIL FUND</u> | | |
| Increases | | |
| Education General | 1.06 | 1.852 |
| Townscape Heritage Initiatives | 1.07 | 0.465 |
| Other Aggregate Increases | | 0.354 |
| | | 2.671 |
| Decreases | | |
| School Modernisation | 1.08 | (5.227) |
| Other Aggregate Decreases | | (0.091) |
| Total | | (2.647) |
| <u>HRA</u> | | |
| Increases | | |
| WHQS Improvements | 1.09 | 3.350 |
| Energy Schemes | 1.10 | 1.035 |
| | | 4.385 |
| Decreases | | |
| Other Aggregate Decreases | | (0.099) |
| | | (0.099) |
| Total | | 4.286 |

| | |
|------|---|
| 1.06 | Introduction of Welsh Government grant funding to support the rollout of universal primary free school meals in schools along with an All Wales Play grant. |
| 1.07 | Introduction of Transforming Town Place Making grant from WG as well as match funding required for improvements to properties within the County. |
| 1.08 | Re-profiling of prudential borrowing and WG grant for school modernisation schemes to match projected actual expenditure in this financial year. |
| 1.09 | Introduction of Optimised RetroFit Programme grant funding into the WHQS programme. |
| 1.10 | WG grant introduced as well as CERA contributions towards the programme of energy efficiency measures being undertaken on the housing stock. |

1.11

Capital Expenditure compared to Budget

Expenditure as at Month 6, across the whole of the Capital Programme was £22.471m. The breakdown of expenditure is analysed in Table 3, along with the percentage spend against budget.

This shows that 24.43% of the budget has been spent (CF 17.21%, HRA 41.27%). Corresponding figures for Month 6 2021/22 were 50.29% (CF 52.37%, HRA 45.73%).

1.12

The table also shows a projected underspend (pending carry forward and other adjustments) of £4.563m on the Council Fund and a break even position on the HRA.

Table 3

| EXPENDITURE | Revised Budget | Cumulative Expenditure Month 6 | Percentage Spend v Budget | Projected Outturn | Variance Budget v Outturn (Under)/Over |
|--------------------------------------|----------------|--------------------------------|---------------------------|-------------------|--|
| | £m | £m | % | £m | £m |
| People & Resources | 0.445 | 0.000 | 0.00 | 0.445 | 0.000 |
| Governance | 0.746 | 0.156 | 20.91 | 0.746 | 0.000 |
| Education & Youth | 12.088 | 2.030 | 16.79 | 11.868 | (0.220) |
| Social Services | 4.550 | 2.685 | 59.01 | 4.550 | 0.000 |
| Planning, Environment & Economy | 3.609 | 0.468 | 12.97 | 3.201 | (0.408) |
| Streetscene & Transportation | 19.084 | 3.890 | 20.38 | 15.424 | (3.660) |
| Strategic Programmes | 20.416 | 0.719 | 3.52 | 20.141 | (0.275) |
| Housing & Communities | 2.082 | 0.862 | 41.40 | 2.082 | 0.000 |
| Capital Programme & Assets | 1.356 | 0.268 | 19.76 | 1.356 | 0.000 |
| Council Fund Total | 64.376 | 11.078 | 17.21 | 59.813 | (4.563) |
| Disabled Adaptations | 1.015 | 0.376 | 37.04 | 1.015 | 0.000 |
| Energy Schemes | 2.136 | 2.136 | 100.00 | 2.136 | 0.000 |
| Major Works | 0.726 | 0.473 | 65.15 | 0.726 | 0.000 |
| Accelerated Programmes | 0.561 | 0.161 | 28.70 | 0.561 | 0.000 |
| WHQS Improvements | 18.912 | 6.307 | 33.35 | 18.912 | 0.000 |
| SHARP Programme | 4.253 | 1.940 | 45.61 | 4.253 | 0.000 |
| Housing Revenue Account Total | 27.603 | 11.393 | 41.27 | 27.603 | 0.000 |
| Programme Total | 91.979 | 22.471 | 24.43 | 87.416 | (4.563) |

1.13

Details of the variances for individual programme areas are listed in Appendix B, which includes the reasons, and remedial actions which may be required, where those variances exceed +/- 10% of the revised budget. In addition, where carry forward into 2023/24 has been identified, this is also included in the narrative.

1.14

Carry Forward into 2023/24

During the quarter, carry forward requirements of £4.563m (all CF) has been identified which reflects reviewed spending plans across all

programme areas; these amounts can be split into 2 areas, those required to meet the cost of programme works and/or retention payments in 2023/24.

1.15 Information relating to each programme area is contained in Appendix B and summarised in Table 4 below:

Table 4

| CARRY FORWARD INTO 2023/24 | | | Total |
|---------------------------------------|----------------|----------------|--------------|
| | Month 4 | Month 6 | |
| | £m | £m | £m |
| Education & Youth | 0.461 | 0.220 | 0.681 |
| Social Services | 0.189 | 0.000 | 0.189 |
| Planning, Environment & Economy | 0.250 | 0.408 | 0.658 |
| Streetscene & Transportation | 0.046 | 3.660 | 3.706 |
| Strategic Programmes | 0.000 | 0.275 | 0.275 |
| Capital Programme & Assets | 0.597 | 0.000 | 0.597 |
| Council Fund | 1.543 | 4.563 | 6.106 |
| TOTAL | 1.543 | 4.563 | 6.106 |

1.16 **Additional Allocations**

Additional allocations have been identified in the programme in this quarter as follows:

- Penyffordd Primary School - £0.270m. Outline cost plans for an additional 60 pupils classroom extension has increase above the original budget due to the current market conditions.
- Holywell Road, Northop - £0.035m. Damage has been identified to the highway infrastructure, along the west-bound lane of Holywell Road near to the access to Coleg Cambria in Northop. Funding required to carry out remedial works to the road.

These can be funded from within the current 'headroom' provision.

1.17 **Savings**

The following savings have been identified in the programme in this quarter.

- Disabled Facilities Grant- £0.250m. During 2022/23, outstanding works that have been funded from previously carried forward budget are now completed enabling this budget to be released back into the capital programme.

1.18

Funding of 2022/23 Approved Schemes

The position at Month 6 is summarised in Table 5 below for the three year Capital Programme between 2022/23 – 2024/25:-

Table 5

| FUNDING OF APPROVED SCHEMES 2022/23 - 2024/25 | | |
|--|-----------|----------------|
| | £m | £m |
| Balance carried forward from 2021/22 | | (2.149) |
| Increases | | |
| Shortfall in 2022/23 to 2024/25 Budget | 0.867 | |
| | | <u>0.867</u> |
| Decreases | | |
| Additional GCG - 2022/23 Confirmed | (0.786) | |
| Savings | (0.250) | |
| Actual In year receipts | (1.058) | <u>(2.094)</u> |
| Funding - (Available)/Shortfall | | (3.376) |

1.19

No capital receipts have been received in the second quarter of 2022/23. Savings identified total £0.250m. This gives a revised projected surplus in the Capital Programme at Month 6 of £3.376m (from a Month 4 funding position surplus of £3.126m) for the 2022/23 – 2024/25 Capital Programme, prior to the realisation of additional capital receipts and/or other funding sources.

1.20

Investment in County Towns

At its meeting on 12th December 2017, the Council approved a Notice of Motion relating to the reporting of investment in county towns. The extent and format of the reporting was agreed at the Corporate Resources Overview and Scrutiny Committee on 14th June 2018.

1.21

Table 6 below shows a summary of the 2021/22 actual expenditure, the 2022/23 revised budget and budgets for future years as approved by Council at its meeting of 7th December, 2021. Further detail can be found in Appendix C, including details of the 2022/23 spend to Month 6.

Table 6

| INVESTMENT IN COUNTY TOWNS | | | |
|-----------------------------------|----------------|----------------|---------------|
| | 2021/22 | 2022/23 | 2023 - |
| | Actual | Revised | 2025 |
| | £m | Budget | Budget |
| | £m | £m | £m |
| Buckley / Penyffordd | 1.928 | 4.517 | 10.202 |
| Connah's Quay / Shotton | 0.842 | 2.662 | 1.500 |
| Flint / Bagillt | 0.368 | 1.243 | 7.939 |
| Holywell / Caerwys / Mostyn | 4.495 | 4.023 | 0.000 |
| Mold / Treuddyn / Cilcain | 6.968 | 20.879 | 22.298 |
| Queensferry / Hawarden / Sealand | 8.031 | 3.492 | 3.000 |
| Saltney / Broughton / Hope | 4.929 | 1.284 | 27.430 |
| Unallocated / To Be Confirmed | 1.540 | 4.794 | 18.092 |
| Total | 29.101 | 42.894 | 90.461 |

- 1.22 The inclusion of actuals for 2021/22 and approved schemes for future years allows a slightly fuller picture of investment plans. However, expenditure which has occurred in years' prior to 2021/22 has not be included, and the expenditure and budgets reported should be considered in that context.
- 1.23 There are two significant factors which increase allocations to particular areas, which are homes developed under SHARP, and new or remodelled schools. The impact of these can be seen in the detail shown in Appendix C.
- 1.24 Some expenditure cannot yet be allocated to specific towns as schemes are not yet fully developed or are generic in nature and not easily identifiable to one of the seven areas. As such schemes are identified the expenditure will be allocated to the relevant area.
- 1.25 Information on the split between internal and external funding can be found in Appendix C.
- 1.26 In addition to the information contained in Appendix C, there is also considerable capital expenditure on the HRA Welsh Housing Quality Standard (WHQS), which was originally outside the scope of this analysis. A summary is provided in Table 7 below, albeit using a slightly different catchment area basis.

Table 7

| WHQS Programme | | |
|-------------------------|----------------------------------|----------------------------------|
| | 2021/22 Actual £m | 2022/23 Budget £m |
| Holywell | 0.850 | 4.550 |
| Flint | 0.870 | 1.450 |
| Deeside & Saltney | 4.430 | 1.700 |
| Buckley | 4.820 | 1.250 |
| Mold | 5.150 | 4.262 |
| Connah's Quay & Shotton | 0.960 | 2.350 |
| Total | 17.080 | 15.562 |

| | |
|-------------|--|
| 2.00 | RESOURCE IMPLICATIONS |
| 2.01 | Financial implications - As set out in the body of the report. |
| 2.02 | Personnel implications - None directly as a result of this report. |

| | |
|-------------|--|
| 3.00 | IMPACT ASSESSMENT AND RISK MANAGEMENT |
| 3.01 | <p>The impact of the pandemic will continue to be monitored closely during this financial year. Due to the re-profiling of schemes from the 2021/22 and resources available to manage and deliver schemes, the levels of planned expenditure in 2022/23 may be affected, resulting in a high level of carry forward requests to re-phase budgets into the 2023/24 programme.</p> <p>In addition to the above there are currently indications that material supplies, and demand, are being impacted by overseas supply market disruption leading to potential cost increases, higher tender prices and project delays.</p> <p>Grants received will also to be closely monitored to ensure that expenditure is incurred within the terms and conditions of the grant. The capital team will work with project leads to report potential risks of achieving spend within timescales and assist in liaising with the grant provider.</p> <p>The Council has a prudent policy of allocating its own capital receipts to fund capital projects only when receipts are actually received rather than when it is anticipated the receipt will be received, and this position continues to be the case. Due to the pandemic there may be a delay in obtaining capital receipts as the timing of these receipts are also subject to market forces</p> |

| | |
|--|--|
| | outside of the Council's control. In line with current policy no allowance has been made for these receipts in reporting the Council's capital funding position. |
|--|--|

| | |
|-------------|--|
| 4.00 | CONSULTATIONS REQUIRED/CARRIED OUT |
| 4.01 | No consultation is required as a direct result of this report. |

| | |
|-------------|--|
| 5.00 | APPENDICES |
| 5.01 | Appendix A: Capital Programme - Changes during 2022/23 |
| 5.02 | Appendix B: Variances |
| 5.03 | Appendix C: Investment in Towns |

| | |
|-------------|--|
| 6.00 | LIST OF ACCESSIBLE BACKGROUND DOCUMENTS |
| 6.01 | Capital Programme monitoring papers 2022/23. |

| | |
|-------------|--|
| 7.00 | CONTACT OFFICER DETAILS |
| 7.01 | Contact Officer: Chris Taylor, Strategic Finance Manager Telephone: 01352 703309 E-mail: christopher.taylor@flintshire.gov.uk |

| | |
|-------------|---|
| 8.00 | GLOSSARY OF TERMS |
| 8.01 | <p>Budget Re-profiling: Capital schemes are very dynamic and a number of factors can influence their timing and funding. Budget re-profiling assures that the correct resources are available in the correct accounting period to finance the actual level of expenditure.</p> <p>Capital Expenditure: Expenditure on the acquisition of non-current assets or expenditure which extends the useful life of an existing asset</p> <p>Capital Programme: The Council's financial plan covering capital schemes and expenditure proposals for the current year and a number of future years. It also includes estimates of the capital resources available to finance the programme.</p> <p>Capital Receipts: Receipts (in excess of £10,000) realised from the disposal of assets.</p> <p>Carry Forward: Carry forward occurs when schemes due to be completed in a given financial year are delayed until a subsequent year. In this case</p> |

the relevant funding is carried forward to meet the delayed, contractually committed expenditure.

CERA: Capital Expenditure charged to Revenue Account. The Council is allowed to use its revenue resources to fund capital expenditure. However the opposite is not permissible.

Council Fund (CF): The fund to which all the Council's revenue and capital expenditure is charged.

Housing Revenue Account (HRA): The fund to which all the Council's revenue and capital expenditure relating to its housing stock is charged.

MRA: Major Repairs Allowance. A general capital grant from WG for HRA purposes.

Non-current Asset: A resource controlled (but not necessarily owned) by the Council, from which economic benefits or service potential are expected to flow to the Council for more than 12 months.

Section 106: Monies are received from developers/contractors pursuant to Section 106 of the Town & Country Planning Act 1990. These sums are available for use once the relevant terms of the individual agreement have been met. The monies are most commonly used for educational enhancement, play areas, highways and affordable housing.

Target Hardening: Measures taken to prevent unauthorised access to Council sites.

Unhypothecated Supported Borrowing (USB), commonly referred to as Supported Borrowing - Each year Welsh Government provide Councils with a Supported Borrowing allocation. Councils borrow to fund capital expenditure equivalent to that annual allocation, Welsh Government then include funding to cover the revenue costs associated with the borrowing for future years within the Revenue Support Grant. The Council decides how this funding is spent.

Unsupported (Prudential) Borrowing: Borrowing administered under the Prudential Code, whereby Authorities can set their own policies on acceptable levels and types of borrowing. The Prudential Framework allows Authorities to take out loans in response to overall cash flow forecasts and other factors provided they can show that the borrowing is to meet planned capital expenditure in the current year or the next three years.

Mae'r dudalen hon yn wag yn bwrpasol

CAPITAL PROGRAMME - CHANGES DURING 2022/23

| | Original Budget 2022/23 | Carry Forward from 2021/22 | 2022/23 Previously Reported | | Savings (Current) | Changes (Current) | Revised Budget 2022/23 |
|--|-------------------------|----------------------------|-----------------------------|--------------------------|-------------------|-------------------|------------------------|
| | | | Changes | Carry Forward to 2023/24 | | | |
| | £m | £m | £m | £m | £m | £m | £m |
| Council Fund : | | | | | | | |
| People & Resources | | | | | | | |
| 'Headroom' | 0.350 | 0.140 | 0.000 | 0.000 | 0.000 | (0.060) | 0.430 |
| Corporate Finance - H & S | 0.000 | 0.015 | 0.000 | 0.000 | 0.000 | 0.000 | 0.015 |
| | 0.350 | 0.155 | 0.000 | 0.000 | 0.000 | (0.060) | 0.445 |
| Governance | | | | | | | |
| Information Technology | 0.363 | 0.383 | 0.000 | 0.000 | 0.000 | 0.000 | 0.746 |
| | 0.363 | 0.383 | 0.000 | 0.000 | 0.000 | 0.000 | 0.746 |
| Education & Youth | | | | | | | |
| Education - General | 0.650 | 4.778 | (0.003) | (0.204) | 0.000 | 1.852 | 7.073 |
| Primary Schools | 1.257 | 0.666 | 0.714 | (0.257) | 0.000 | (0.031) | 2.349 |
| Schools Modernisation | 7.303 | 0.000 | (2.076) | 0.000 | 0.000 | (5.227) | 0.000 |
| Secondary Schools | 0.300 | 0.357 | 1.253 | 0.000 | 0.000 | 0.000 | 1.910 |
| Special Education | 0.500 | 0.256 | 0.000 | 0.000 | 0.000 | 0.000 | 0.756 |
| | 10.010 | 6.057 | (0.112) | (0.461) | 0.000 | (3.406) | 12.088 |
| Social Services | | | | | | | |
| Services to Older People | 0.650 | 0.156 | 0.286 | (0.189) | 0.000 | 0.000 | 0.903 |
| Learning Disability | 0.270 | 0.000 | 0.000 | 0.000 | 0.000 | 0.000 | 0.270 |
| Children's Services | 0.444 | 0.882 | 1.883 | 0.000 | 0.000 | 0.168 | 3.377 |
| | 1.364 | 1.038 | 2.169 | (0.189) | 0.000 | 0.168 | 4.550 |
| Planning, Environment & Economy | | | | | | | |
| Closed Landfill Sites | 0.000 | 0.250 | 0.000 | (0.250) | 0.000 | 0.000 | 0.000 |
| Engineering | 0.038 | 0.349 | 0.000 | 0.000 | 0.000 | 0.000 | 0.387 |
| Energy Services | 0.000 | 0.000 | 0.918 | 0.000 | 0.000 | 0.050 | 0.968 |
| Town Centre Regeneration | 0.050 | 0.218 | 1.260 | 0.000 | 0.000 | 0.465 | 1.993 |
| Private Sector Renewal/Improv't | 0.040 | 0.000 | 0.216 | 0.000 | 0.000 | 0.005 | 0.261 |
| | 0.128 | 0.817 | 2.394 | (0.250) | 0.000 | 0.520 | 3.609 |
| Streetscene & Transportation | | | | | | | |
| Waste Services | 1.875 | 1.930 | 0.877 | 0.000 | 0.000 | 0.000 | 4.682 |
| Cemeteries | 0.000 | 0.265 | 0.000 | 0.000 | 0.000 | 0.000 | 0.265 |
| Highways | 1.644 | 0.424 | 2.376 | 0.000 | 0.000 | 0.010 | 4.454 |
| Local Transport Grant | 0.000 | 0.018 | 9.596 | 0.000 | 0.000 | 0.069 | 9.683 |
| Solar Farms | 0.000 | 0.000 | 0.000 | (0.046) | 0.000 | 0.000 | 0.000 |
| | 3.519 | 2.683 | 12.849 | (0.046) | 0.000 | 0.079 | 19.084 |

| | Original Budget 2022/23 | Carry Forward from 2021/22 | 2022/23 Previously Reported | | Savings (Current) | Changes (Current) | Revised Budget 2022/23 |
|---------------------------------------|-------------------------|----------------------------|-----------------------------|--------------------------|-------------------|-------------------|------------------------|
| | | | Changes | Carry Forward to 2023/24 | | | |
| | £m | £m | £m | £m | | | £m |
| Strategic Programmes | | | | | | | |
| Leisure Centres | 0.200 | 0.286 | 0.000 | 0.000 | 0.000 | 0.000 | 0.486 |
| Play Areas | 0.200 | 0.394 | 0.000 | 0.000 | 0.000 | 0.052 | 0.646 |
| Libraries | 0.000 | 0.009 | 0.000 | 0.000 | 0.000 | 0.000 | 0.009 |
| Theatr Clwyd | 19.000 | 0.275 | 0.000 | 0.000 | 0.000 | 0.000 | 19.275 |
| | 19.400 | 0.964 | 0.000 | 0.000 | 0.000 | 0.052 | 20.416 |
| Housing & Communities | | | | | | | |
| Disabled Facilities Grants | 1.660 | 0.386 | 0.286 | 0.000 | (0.250) | 0.000 | 2.082 |
| | 1.660 | 0.386 | 0.286 | 0.000 | (0.250) | 0.000 | 2.082 |
| Capital Programme & Assets | | | | | | | |
| Administrative Buildings | 0.675 | 0.588 | 0.035 | 0.000 | 0.000 | 0.000 | 1.298 |
| Community Asset Transfers | 0.000 | 0.655 | 0.000 | (0.597) | 0.000 | 0.000 | 0.058 |
| | 0.675 | 1.243 | 0.035 | (0.597) | 0.000 | 0.000 | 1.356 |
| Housing Revenue Account : | | | | | | | |
| Disabled Adaptations | 1.114 | 0.000 | 0.000 | 0.000 | 0.000 | (0.099) | 1.015 |
| Energy Schemes | 0.510 | 0.000 | 0.591 | 0.000 | 0.000 | 1.035 | 2.136 |
| Major Works | 0.726 | 0.000 | 0.000 | 0.000 | 0.000 | 0.000 | 0.726 |
| Accelerated Programmes | 0.561 | 0.000 | 0.000 | 0.000 | 0.000 | 0.000 | 0.561 |
| WHQS Improvements | 13.355 | 0.000 | 2.207 | 0.000 | 0.000 | 3.350 | 18.912 |
| Modernisation / Improvements | 1.000 | 0.000 | (1.000) | 0.000 | 0.000 | 0.000 | 0.000 |
| SHARP Programme | 7.808 | 0.000 | (3.555) | 0.000 | 0.000 | 0.000 | 4.253 |
| | 25.074 | 0.000 | (1.757) | 0.000 | 0.000 | 4.286 | 27.603 |
| Totals : | | | | | | | |
| Council Fund | 37.469 | 13.726 | 17.621 | (1.543) | (0.250) | (2.647) | 64.376 |
| Housing Revenue Account | 25.074 | 0.000 | (1.757) | 0.000 | 0.000 | 4.286 | 27.603 |
| Grand Total | 62.543 | 13.726 | 15.864 | (1.543) | (0.250) | 1.639 | 91.979 |

PEOPLE & RESOURCES

Capital Budget Monitoring 2022/23 - Month 6

| Programme Area | Total Budget £m | Actual Exp. £m | Projected Outturn £m | Variance (Under)/ Over £m | Variance %age % | Variance Prev Qtr £m | Cause of Variance | Action Required | Comments |
|-------------------------------------|--------------------|-------------------|-------------------------|------------------------------|--------------------|-------------------------|-------------------|--|---|
| 'Headroom' | 0.430 | 0.000 | 0.430 | 0.000 | 0 | 0.000 | | Corporate provision - to be allocated as requested and approved. | Any unspent allocation will be the subject of a carry forward request at outturn. |
| Corporate Finance - Health & Safety | 0.015 | 0.000 | 0.015 | 0.000 | 0 | 0.000 | | Corporate provision - to be allocated as requested and approved. | Any unspent allocation will be the subject of a carry forward request at outturn. |
| Total | 0.445 | 0.000 | 0.445 | 0.000 | 0 | 0.000 | | | |

GOVERNANCE

Capital Budget Monitoring 2022/23 - Month 6

| Programme Area | Total Budget £m | Actual Exp. £m | Projected Outturn £m | Variance (Under)/ Over £m | Variance %age % | Variance Prev Qtr £m | Cause of Variance | Action Required | Comments |
|------------------------|--------------------|-------------------|-------------------------|------------------------------|--------------------|-------------------------|-------------------|-----------------|----------|
| Information Technology | 0.746 | 0.156 | 0.746 | 0.000 | 0 | 0.000 | | | |
| Total | 0.746 | 0.156 | 0.746 | 0.000 | 0 | 0.000 | | | |

Variance = Budget v Outturn

Tudalen 13

EDUCATION & YOUTH

Capital Budget Monitoring 2022/23 - Month 6

| Programme Area | Total Budget £m | Actual Exp. £m | Projected Outturn £m | Variance (Under)/ Over £m | Variance %age % | Variance Prev Qtr £m | Cause of Variance | Action Required | Comments |
|-----------------------|--------------------|-------------------|-------------------------|---------------------------------|--------------------|-------------------------|-------------------------------------|---|----------|
| Education - General | 7.073 | 0.774 | 7.073 | 0.000 | 0 | (0.204) | | | |
| Primary Schools | 2.349 | 0.778 | 2.349 | 0.000 | 0 | (0.257) | | | |
| Schools Modernisation | 0.000 | (0.080) | 0.000 | 0.000 | | 0.000 | | | |
| Secondary Schools | 1.910 | 0.154 | 1.910 | 0.000 | 0 | 0.000 | | | |
| Special Education | 0.756 | 0.404 | 0.536 | (0.220) | -29 | 0.000 | Schemes to be delivered in 2023/24. | Carry Forward - Request approval to move funding of £0.220m to 2023/24. | |
| Total | 12.088 | 2.030 | 11.868 | (0.220) | -2 | (0.461) | | | |

Variance = Budget v Outturn

SOCIAL SERVICES

Capital Budget Monitoring 2022/23 - Month 6

| Programme Area | Total Budget £m | Actual Exp. £m | Projected Outturn £m | Variance (Under)/ Over £m | Variance %age % | Variance Prev Qtr £m | Cause of Variance | Action Required | Comments |
|------------------------------|--------------------|-------------------|-------------------------|---------------------------------|--------------------|-------------------------|-------------------|-----------------|----------|
| Services to Older People | 0.903 | 0.285 | 0.903 | 0.000 | 0 | (0.189) | | | |
| Learning Disability Services | 0.270 | 0.000 | 0.270 | 0.000 | 0 | 0.000 | | | |
| Children's Services | 3.377 | 2.400 | 3.377 | 0.000 | 0 | 0.000 | | | |
| Total | 4.550 | 2.685 | 4.550 | 0.000 | 0 | (0.189) | | | |

Variance = Budget v Projected Outturn

PLANNING, ENVIRONMENT & ECONOMY

Capital Budget Monitoring 2022/23 - Month 6

| Programme Area | Total Budget £m | Actual Exp. £m | Projected Outturn £m | Variance (Under)/ Over £m | Variance %age % | Variance Prev Qtr £m | Cause of Variance | Action Required | Comments |
|------------------------------------|--------------------|-------------------|-------------------------|------------------------------|--------------------|-------------------------|---|---|----------|
| Closed Landfill Sites | 0.000 | 0.000 | 0.000 | 0.000 | | (0.250) | | | |
| Engineering | 0.387 | 0.000 | 0.164 | (0.223) | -58 | 0.000 | Projects to progress into 2023/24. | Carry Forward - Request approval to move funding of £0.223m to 2023/24. | |
| Energy Services | 0.968 | 0.256 | 0.968 | 0.000 | 0 | 0.000 | | | |
| Town Centre Regeneration | 1.993 | 0.118 | 1.808 | (0.185) | -9 | 0.000 | Works on the Levelling Up Fund and Historic Building Conservation to continue into 2023/24. | Carry Forward - Request approval to move funding of £0.185m to 2023/24. | |
| Private Sector Renewal/Improvement | 0.261 | 0.094 | 0.261 | 0.000 | 0 | 0.000 | | | |
| Total | 3.609 | 0.468 | 3.201 | (0.408) | -11 | (0.250) | | | |

Variance = Budget v Outturn

STREETSCENE & TRANSPORTATION

Capital Budget Monitoring 2022/23 - Month 6

| Programme Area | Total Budget £m | Actual Exp. £m | Projected Outturn £m | Variance (Under)/ Over £m | Variance %age % | Variance Prev Qtr £m | Cause of Variance | Action Required | Comments |
|-----------------------|--------------------|-------------------|-------------------------|------------------------------|--------------------|-------------------------|--|---|----------|
| Waste Services | 4.682 | (0.134) | 1.277 | (3.405) | -73 | 0.000 | Standard Waste project to progress into 2023/24. | Carry Forward - Request approval to move funding of £3.405m to 2023/24. | |
| Cemeteries | 0.265 | 0.004 | 0.010 | (0.255) | -96 | 0.000 | Cemetery extension project to progress into 2023/24. | Carry Forward - Request approval to move funding of £0.255m to 2023/24. | |
| Highways | 4.454 | (0.214) | 4.454 | 0.000 | 0 | 0.000 | | | |
| Local Transport Grant | 9.683 | 4.234 | 9.683 | 0.000 | 0 | 0.000 | | | |
| Solar Farms | 0.000 | 0.000 | 0.000 | 0.000 | | (0.046) | | | |
| Total | 19.084 | 3.890 | 15.424 | (3.660) | -19 | (0.046) | | | |

Variance = Budget v Outturn

STRATEGIC PROGRAMMES

Capital Budget Monitoring 2022/23 - Month 6

| Programme Area | Total Budget £m | Actual Exp. £m | Projected Outturn £m | Variance (Under)/ Over £m | Variance %age % | Variance Prev Qtr £m | Cause of Variance | Action Required | Comments |
|-----------------|--------------------|-------------------|-------------------------|------------------------------|--------------------|-------------------------|--|---|----------|
| Leisure Centres | 0.486 | 0.000 | 0.486 | 0.000 | 0 | 0.000 | | | |
| Play Areas | 0.646 | 0.243 | 0.646 | 0.000 | 0 | 0.000 | | | |
| Libraries | 0.009 | 0.000 | 0.009 | 0.000 | 0 | 0.000 | | | |
| Theatr Clwyd | 19.275 | 0.476 | 19.000 | (0.275) | -1 | 0.000 | Grant funding is to be maximised in 2022/23. | Carry Forward - Request approval to move funding of £0.275m to 2023/24. | |
| Total | 20.416 | 0.719 | 20.141 | (0.275) | -1 | 0.000 | | | |

Variance = Budget v Outturn

HOUSING & COMMUNITIES

Capital Budget Monitoring 2022/23 - Month 6

| Programme Area | Total Budget £m | Actual Exp. £m | Projected Outturn £m | Variance (Under)/ Over £m | Variance %age % | Variance Prev Qtr £m | Cause of Variance | Action Required | Comments |
|----------------------------|--------------------|-------------------|-------------------------|------------------------------|--------------------|-------------------------|-------------------|-----------------|---|
| Disabled Facilities Grants | 2.082 | 0.862 | 2.082 | 0.000 | 0 | 0.000 | | | DFG spend is customer driven and volatile. Saving of £0.250m identified. |
| Total | 2.082 | 0.862 | 2.082 | 0.000 | 0 | 0.000 | | | |

Variance = Budget v Outturn

CAPITAL PROGRAMME & ASSETS

Capital Budget Monitoring 2022/23 - Month 6

| Programme Area | Total Budget £m | Actual Exp. £m | Projected Outturn £m | Variance (Under)/ Over £m | Variance %age % | Variance Prev Qtr £m | Cause of Variance | Action Required | Comments |
|---------------------------|--------------------|-------------------|-------------------------|------------------------------|--------------------|-------------------------|-------------------|-----------------|----------|
| Administrative Buildings | 1.298 | 0.260 | 1.298 | 0.000 | 0 | 0.000 | | | |
| Community Asset Transfers | 0.058 | 0.008 | 0.058 | 0.000 | 0 | (0.597) | | | |
| Total | 1.356 | 0.268 | 1.356 | 0.000 | 0 | (0.597) | | | |

Variance = Budget v Outturn

HOUSING REVENUE ACCOUNT

Capital Budget Monitoring 2022/23 - Month 6

| Programme Area | Total Budget £m | Actual Exp. £m | Projected Outturn £m | Variance (Under)/ Over £m | Variance %age % | Variance Prev Qtr £m | Cause of Variance | Action Required | Comments |
|------------------------|--------------------|-------------------|----------------------------|------------------------------------|-----------------------|----------------------------|-------------------|-----------------|--|
| Disabled Adaptations | 1.015 | 0.376 | 1.015 | 0.000 | 0 | 0.000 | | | Demand lead. Projection based on current trends. |
| Energy Services | 2.136 | 2.136 | 2.136 | 0.000 | 0 | 0.000 | | | WG grant secured and additional CERA introduced to offset variance to budget. |
| Major Works | 0.726 | 0.473 | 0.726 | 0.000 | 0 | 0.000 | | | |
| Accelerated Programmes | 0.561 | 0.161 | 0.561 | 0.000 | 0 | 0.000 | | | |
| WHQS Improvements | 18.912 | 6.307 | 18.912 | 0.000 | 0 | 0.000 | | | A Programme of retrofit works has commenced to trial energy efficiency measures , ORP funding of £4.4m has been secured from WG. |
| SHARP | 4.253 | 1.940 | 4.253 | 0.000 | 0 | 0.000 | | | |
| Total | 27.603 | 11.393 | 27.603 | 0.000 | 0 | 0.000 | | | |

Variance = Budget v Outturn

SUMMARY

Capital Budget Monitoring 2022/23 - Month 6

| Programme Area | Total Budget £m | Actual Exp. £m | Projected Outturn £m | Variance (Under)/ Over £m | Variance %age % | Variance Prev Qtr £m | Cause of Variance | Action Required | Comments |
|---------------------------------|--------------------|-------------------|-------------------------|------------------------------|--------------------|-------------------------|-------------------|-----------------|----------|
| People & Resources | 0.445 | 0.000 | 0.445 | 0.000 | 0 | 0.000 | | | |
| Governance | 0.746 | 0.156 | 0.746 | 0.000 | 0 | 0.000 | | | |
| Education & Youth | 12.088 | 2.030 | 11.868 | (0.220) | -2 | (0.461) | | | |
| Social Services | 4.550 | 2.685 | 4.550 | 0.000 | 0 | (0.189) | | | |
| Planning, Environment & Economy | 3.609 | 0.468 | 3.201 | (0.408) | -11 | (0.250) | | | |
| Streetscene & Transportation | 19.084 | 3.890 | 15.424 | (3.660) | -19 | (0.046) | | | |
| Strategic Programmes | 20.416 | 0.719 | 20.141 | (0.275) | -1 | 0.000 | | | |
| Housing & Communities | 2.082 | 0.862 | 2.082 | 0.000 | 0 | 0.000 | | | |
| Capital Programme & Assets | 1.356 | 0.268 | 1.356 | 0.000 | 0 | (0.597) | | | |
| Sub Total - Council Fund | 64.376 | 11.078 | 59.813 | (4.563) | -7 | (1.543) | | | |
| Housing Revenue Account | 27.603 | 11.393 | 27.603 | 0.000 | 0 | 0.000 | | | |
| Total | 91.979 | 22.471 | 87.416 | (4.563) | -5 | (1.543) | | | |

Variance = Budget v Outturn

Mae'r dudalen hon yn wag yn bwrpasol

INVESTMENT IN COUNTY TOWNS - 2021/22 ACTUAL SPEND

APPENDIX C

| TOWN FUNDING | 21/22 ACTUAL £000 | BUCKLEY | | CONNAH'S QUAY | | FLINT | | HOLYWELL | | MOLD | | QUEENSFERRY | | SALTNEY | | UNALLOCATED | | TOTALS | | | |
|--|----------------------|------------------|------------------|------------------|------------------|------------------|------------------|------------------|------------------|------------------|------------------|------------------|------------------|------------------|------------------|------------------|------------------|------------------|------------------|---------------|--------|
| | | Internal £000 | External £000 | Internal £000 | External £000 | Internal £000 | External £000 | Internal £000 | External £000 | Internal £000 | External £000 | Internal £000 | External £000 | Internal £000 | External £000 | Internal £000 | External £000 | Internal £000 | External £000 | Total £000 | |
| EXPENDITURE | | | | | | | | | | | | | | | | | | | | | |
| HOUSING - HRA | | | | | | | | | | | | | | | | | | | | | |
| SHARP | 2,024 | | | | | 20 | | 1,635 | 289 | 5 | | 2 | | | | | 73 | | 1,715 | 309 | 2,024 |
| EDUCATION & YOUTH | | | | | | | | | | | | | | | | | | | | | |
| Queensferry Campus | 7,651 | | | | | | | | | | | 2,214 | 5,437 | | | | | | 2,214 | 5,437 | 7,651 |
| Ysgol Glanrafon | 3,157 | | | | | | | | | | 3,157 | | | | | | | | 0 | 3,157 | 3,157 |
| Castell Alun High School | 4,216 | | | | | | | | | | | | | 3,121 | 1,095 | | | | 3,121 | 1,095 | 4,216 |
| SOCIAL CARE | | | | | | | | | | | | | | | | | | | | | |
| Marleyfield EPH | 605 | 605 | | | | | | | | | | | | | | | | | 605 | 0 | 605 |
| Ty Nyth, Children's Residential Care | 462 | | | | | | | | | | 462 | | | | | | | | 0 | 462 | 462 |
| PLANNING, ENVIRONMENT & ECONOMY | | | | | | | | | | | | | | | | | | | | | |
| Solar PV Farms | 600 | | | | 600 | | | | | | | | | | | | | | 600 | 0 | 600 |
| STREETSCENE & TRANSPORTION | | | | | | | | | | | | | | | | | | | | | |
| Improvements to Standard Yard Waste Transfer Station | 386 | | 386 | | | | | | | | | | | | | | | | 0 | 386 | 386 |
| Improvements to Greenfield Waste Transfer Station | 795 | | | | | | | 27 | 768 | | | | | | | | | | 27 | 768 | 795 |
| Highways Maintenance | 2,506 | 137 | 28 | 35 | | 197 | | 344 | 421 | 92 | 433 | 242 | | 103 | 68 | | 406 | 0 | 1,556 | 950 | 2,506 |
| Transport Grant | 4,133 | | 772 | | 207 | | 151 | | 1,011 | | 253 | | 136 | | 542 | | 1,061 | | 0 | 4,133 | 4,133 |
| STRATEGIC PROGRAMMES | | | | | | | | | | | | | | | | | | | | | |
| Theatr Clwyd - Redevelopment | 1,984 | | | | | | | | | | 661 | 1,323 | | | | | | | 661 | 1,323 | 1,984 |
| HOUSING & ASSETS | | | | | | | | | | | | | | | | | | | | | |
| Affordable Housing | 582 | | | | | | | | | | 582 | | | | | | | | 582 | 0 | 582 |
| | 29,101 | 742 | 1,186 | 635 | 207 | 197 | 171 | 2,006 | 2,489 | 1,340 | 5,628 | 2,458 | 5,573 | 3,224 | 1,705 | 479 | 1,061 | | 11,081 | 18,020 | 29,101 |
| AREA TOTAL | | | 1,928 | 842 | 368 | 4,495 | 6,968 | 8,031 | 4,929 | 1,540 | | | | | | | | | | | |

Total 141

INVESTMENT IN COUNTY TOWNS - 2022/23 REVISED BUDGET

APPENDIX C (Cont)

| TOWN FUNDING | REVISED BUDGET £000 | BUCKLEY | | CONNAH'S QUAY | | FLINT | | HOLYWELL | | MOLD | | QUEENSFERRY | | SALTNEY | | UNALLOCATED | | TOTALS | | | |
|--|------------------------|------------------|------------------|------------------|------------------|------------------|------------------|------------------|------------------|------------------|------------------|------------------|------------------|------------------|------------------|------------------|------------------|------------------|------------------|---------------|--------|
| | | Internal £000 | External £000 | Internal £000 | External £000 | Internal £000 | External £000 | Internal £000 | External £000 | Internal £000 | External £000 | Internal £000 | External £000 | Internal £000 | External £000 | Internal £000 | External £000 | Internal £000 | External £000 | Total £000 | |
| EXPENDITURE | | | | | | | | | | | | | | | | | | | | | |
| HOUSING - HRA | | | | | | | | | | | | | | | | | | | | | |
| SHARP | 4,253 | 32 | | 401 | | 162 | | 3,625 | | | | | 33 | | | | | | 4,253 | 0 | 4,253 |
| EDUCATION & YOUTH | | | | | | | | | | | | | | | | | | | | | |
| Ysgol Glanrafon | 398 | | | | | | | | | 302 | 96 | | | | | | | | 302 | 96 | 398 |
| Ysgol Croes Atti, Shotton | 488 | | | | | 488 | | | | | | | | | | | | | 0 | 488 | 488 |
| SOCIAL CARE | | | | | | | | | | | | | | | | | | | | | |
| Ty Nyth, Children's Residential Care | 863 | | | | | | | | | 863 | | | | | | | | | 863 | 0 | 863 |
| Croes Atti Residential Care Home, Flint | 811 | | | | | | 811 | | | | | | | | | | | | 811 | 0 | 811 |
| Relocation of Tri-Ffordd Day Service provision | 270 | | | | | | | | | | | | | 270 | | | | | 270 | 0 | 270 |
| PLANNING, ENVIRONMENT & ECONOMY | | | | | | | | | | | | | | | | | | | | | |
| Solar PV Farms | 418 | | | 298 | 120 | | | | | | | | | | | | | | 298 | 120 | 418 |
| STREETSCENE & TRANSPORTION | | | | | | | | | | | | | | | | | | | | | |
| Improvements to Standard Yard Waste Transfer Station | 3,871 | 3,405 | 466 | | | | | | | | | | | | | | | | 3,405 | 466 | 3,871 |
| Highways Maintenance | 2,592 | | 33 | | | | | | | 4 | | | | | 2 | 2,152 | 401 | 2,152 | 440 | 2,592 | |
| Transport Grant | 9,683 | | 581 | | 1,355 | | 270 | 31 | 363 | | 371 | | 3,459 | 70 | 942 | | 2,241 | 101 | 9,582 | 9,683 | |
| STRATEGIC PROGRAMMES | | | | | | | | | | | | | | | | | | | | | |
| Tran Clwyd - Redevelopment | 19,247 | | | | | | | | | | 247 | 19,000 | | | | | | | 247 | 19,000 | 19,247 |
| | 42,894 | 3,437 | 1,080 | 699 | 1,963 | 973 | 270 | 3,656 | 367 | 1,412 | 19,467 | 33 | 3,459 | 340 | 944 | 2,152 | 2,642 | 12,702 | 30,192 | 42,894 | |
| AREA TOTAL | | | 4,517 | 2,662 | 1,243 | 4,023 | 20,879 | 3,492 | 1,284 | 4,794 | | | | | | | | | | | |

Trefalen
 1/22

INVESTMENT IN COUNTY TOWNS - 2022/23- MONTH 6

APPENDIX C (Cont)

| TOWN FUNDING | ACTUAL TO DATE £000 | BUCKLEY | | CONNAH'S QUAY | | FLINT | | HOLYWELL | | MOLD | | QUEENSFERRY | | SALTNEY | | UNALLOCATED | | TOTALS | | | | |
|--|------------------------|------------------|------------------|------------------|------------------|------------------|------------------|------------------|------------------|------------------|------------------|------------------|------------------|------------------|------------------|------------------|------------------|------------------|------------------|---------------|-------|-------|
| | | Internal £000 | External £000 | Internal £000 | External £000 | Internal £000 | External £000 | Internal £000 | External £000 | Internal £000 | External £000 | Internal £000 | External £000 | Internal £000 | External £000 | Internal £000 | External £000 | Internal £000 | External £000 | Total £000 | | |
| EXPENDITURE | | | | | | | | | | | | | | | | | | | | | | |
| HOUSING - HRA | | | | | | | | | | | | | | | | | | | | | | |
| SHARP | 1,939 | 32 | | 401 | | 161 | | 1,312 | | | | | 33 | | | | | | | 1,939 | 0 | 1,939 |
| EDUCATION & YOUTH | | | | | | | | | | | | | | | | | | | | | | |
| Ysgol Glanrafon | 349 | | | | | | | | | 253 | 96 | | | | | | | | | 253 | 96 | 349 |
| Croes Atti Flint | 86 | | | | | | 86 | | | | | | | | | | | | | 0 | 86 | 86 |
| SOCIAL CARE | | | | | | | | | | | | | | | | | | | | | | |
| Ty Nyth, Children's Residential Care | 1,141 | | | | | | | | | 1,141 | | | | | | | | | | 1,141 | 0 | 1,141 |
| Croes Atti Residential Care Home, Flint | 285 | | | | | 285 | | | | | | | | | | | | | | 285 | 0 | 285 |
| STREETSCENE & TRANSPORTION | | | | | | | | | | | | | | | | | | | | | | |
| Improvements to Standard Yard Waste Transfer Station | 128 | | 128 | | | | | | | | | | | | | | | | | 0 | 128 | 128 |
| Highways Maintenance | 260 | | 212 | | | | | | 43 | | | | | | | | 3 | | | 0 | 260 | 260 |
| Transport Grant | 4,234 | | | | 1,260 | | | 9 | 216 | | 298 | | 2,409 | | 2 | | 40 | | 9 | 4,225 | 4,234 | |
| STRATEGIC PROGRAMMES | | | | | | | | | | | | | | | | | | | | | | |
| Theatr Clwyd - Redevelopment | 476 | | | | | | | | | | 476 | | | | | | | | | 0 | 476 | 476 |
| | 8,898 | 32 | 340 | 401 | 1,260 | 446 | 86 | 1,321 | 259 | 1,394 | 870 | 33 | 2,411 | 0 | 2 | 0 | 43 | 3,627 | 5,271 | 8,898 | | |
| AREA TOTAL | | | 372 | 1,661 | 532 | 1,580 | 2,264 | 2,444 | 2 | 43 | | | | | | | | | | | | |

Tudalen 143

INVESTMENT IN COUNTY TOWNS - 2023- 2025 BUDGET

APPENDIX C (Cont)

| TOWN FUNDING | FUTURE BUDGET £000 | BUCKLEY | | CONNAH'S QUAY | | FLINT | | HOLYWELL | | MOLD | | QUEENSFERRY | | SALTNEY | | UNALLOCATED | | TOTALS | | | |
|--|--------------------|---------------|---------------|---------------|---------------|---------------|---------------|---------------|---------------|---------------|---------------|---------------|---------------|---------------|---------------|---------------|---------------|------------|--------|--------|--------|
| | | Internal £000 | External £000 | Internal £000 | External £000 | Internal £000 | External £000 | Internal £000 | External £000 | Internal £000 | External £000 | Internal £000 | External £000 | Internal £000 | External £000 | Internal £000 | External £000 | Total £000 | | | |
| EXPENDITURE | | | | | | | | | | | | | | | | | | | | | |
| EDUCATION & YOUTH | | | | | | | | | | | | | | | | | | | | | |
| Ysgol Croes Atti, Flint | 5,150 | | | | | 1,925 | 3,225 | | | | | | | | | | | | 1,925 | 3,225 | 5,150 |
| Drury County Primary | 3,650 | 2,372 | 1,278 | | | | | | | | | | | | | | | | 2,372 | 1,278 | 3,650 |
| Elfed High School | 4,488 | 1,571 | 2,917 | | | | | | | | | | | | | | | | 1,571 | 2,917 | 4,488 |
| Mynydd Isa Area | 1,464 | 512 | 952 | | | | | | | | | | | | | | | | 512 | 952 | 1,464 |
| Saltney/Broughton Area | 25,000 | | | | | | | | | | | | | 8,750 | 16,250 | | | | 8,750 | 16,250 | 25,000 |
| Penyffordd CP | 600 | 600 | | | | | | | | | | | | | | | | | 600 | 0 | 600 |
| Joint Archive Facility, FCC and DCC | 2,980 | | | | | | | | | 2,980 | | | | | | | | | 2,980 | 0 | 2,980 |
| SOCIAL CARE | | | | | | | | | | | | | | | | | | | | | |
| Relocation of Tri-Ffordd Day Service provision | 2,430 | | | | | | | | | | | | | 2,430 | | | | | 2,430 | 0 | 2,430 |
| Croes Atti Residential Care Home, Flint | 189 | | | | | 189 | | | | | | | | | | | | | 189 | 0 | 189 |
| STREETSCENE & TRANSPORTION | | | | | | | | | | | | | | | | | | | | | |
| Highways Asset Management Plan | 2,000 | | | | | | | | | | | | | | | | 2,000 | | 2,000 | 0 | 2,000 |
| STRATEGIC PROGRAMMES | | | | | | | | | | | | | | | | | | | | | |
| Theatr Clwyd - Redevelopment | 19,000 | | | | | | | | | 7,000 | 12,000 | | | | | | | | 7,000 | 12,000 | 19,000 |
| HOUSING & ASSETS | | | | | | | | | | | | | | | | | | | | | |
| Affordable Housing | 23,510 | | | 1,500 | | 2,600 | | | | 318 | | 3,000 | | | | 16,092 | | | 23,510 | 0 | 23,510 |
| | 90,461 | 5,055 | 5,147 | 1,500 | 0 | 4,714 | 3,225 | 0 | 0 | 10,298 | 12,000 | 3,000 | 0 | 11,180 | 16,250 | 18,092 | 0 | 53,839 | 36,622 | 90,461 | |
| AREA TOTAL | | | 10,202 | 1,500 | | 7,939 | | 0 | | 22,298 | | 3,000 | | 27,430 | | 18,092 | | | | | |

Tudalen 144

Eitem ar gyfer y Rhaglen 10



CABINET

| | |
|------------------------|--|
| Date of Meeting | Tuesday, 22 November 2022 |
| Report Subject | Council Tax Base for 2023/24 |
| Cabinet Member | Cabinet Member for Governance and Corporate Services including Health and Safety and Human Resources |
| Report Author | Chief Officer (Governance) |
| Type of Report | Operational |

EXECUTIVE SUMMARY

Setting of the Council Tax Base is integral to the revenue budget and Council Tax setting process for 2023/24 and allows the Council, Police & Crime Commissioners Office for North Wales and Town/Community Councils to calculate next year's Council Tax precept.

The Base for has been calculated at 65,592 Band 'D' equivalent properties, after taking into account the total number of properties that will be subject to Council Tax, less those which are exempt from Council Tax or where statutory household discounts apply.

Setting in the Tax Base at 65,592 Band 'D' equivalents also represents marginal growth in the Tax Base of 0.61% compared to the previous year, equivalent to an increase of 398 band D equivalent properties after considering the natural movement in discount and exemption levels.

RECOMMENDATIONS

| | |
|---|--|
| 1 | Approve the Tax Base of 65,592 band D equivalent properties for tax setting purposes (as shown in Appendix 1) for the financial year 2023/24. |
| 2 | Continue to set a 'nil' discount for properties falling within any of the Prescribed Classes (A, B or C) and for this to apply to the whole of the County area. |
| 3 | For the purposes of setting the Tax Base, continue to set a 50% Premium for 2023/24 on long term empty property and second homes falling into the Council Tax Premium scheme, in accordance with the previous decisions of full Council. |

REPORT DETAILS

| | |
|-------------|--|
| 1.00 | EXPLAINING THE COUNCIL TAX BASE FOR 2023/24 |
| 1.01 | The Council fulfils the role of 'billing authority' for the collection of Council Tax and each year is required to set the Council Tax Base for the following tax year. |
| 1.02 | The calculation of the Base, expressed as an equivalent number of Band 'D' properties, is always set as at the end of October in each year which then allows the Council, the Police & Crime Commissioner for North Wales and Town/Community Council's to calculate next year's Council Tax precepts. |
| 1.03 | The Council has previously decided to use discretionary powers to charge a 50% Council Tax Premium on long term empty homes and second homes. The continuation of this scheme in 2023/24 and at the same rates of 50% forms part of the Council Tax Base for Tax setting purposes. |
| 1.04 | Once approved, the Tax Base calculations (before adjusting for the assumed losses in collection) are also supplied to Welsh Government and are then used for the calculation of entitlements to Revenue Support Grant and this figure will appear in The Local Government Finance Report (No 1) (Wales) 2023/24. This information will also be published in a national statistical release in January 2023. |
| 1.05 | The calculation of the Tax Base is the measure of the annual taxable capacity for all areas in the County, including the additional taxable capacity for the Council Tax Premium, and is calculated in accordance with prescribed rules. The starting point for determining the Base is the Valuation List supplied by the Valuation Office Agency. The total number of properties in each band is then reduced by exemptions, disregards, and discounts. Discounts include, for example, reductions for single-persons or students. |
| 1.06 | The latest Tax Base has been calculated using a projected collection level of 98.8% - 0.3% higher than the previous years' Tax Base. In other words, setting an assumed collection level of 98.8% is the level at which the Council may eventually collect from what is due to be paid - allowing for an overall provision of 1.2% for potential bad debts. |
| 1.07 | To determine the final level of the Base, the Council is also required to determine what discount, if any, is awarded to owners of second or holiday homes (otherwise known as Prescribed Discount Class A and B properties) or long-term empty properties (Prescribed Discount Class C). |
| 1.08 | The Council Tax Base for 2023/24 has also been calculated in line with current policies of not awarding discounts to any Prescribed Class coupled with the fact that some properties are liable to pay the Premium. |

| | |
|------|--|
| 1.09 | The continuation of the Council Tax Discount scheme for Local Authority Foster Carers from April 2023 is not incorporated into the Tax Base since locally funded discretionary discounts or exemptions made by billing authorities under section 13a of the Local Government Finance Act 1992 are specifically excluded from the Tax Base calculations. This is because any decrease in the Tax Base made because of such discounts or exemptions would lead to an increase in entitlement to Revenue Support Grant (RSG) and hence to the discounts being funded by central rather than local government. |
|------|--|

| | |
|-------------|--|
| 2.00 | RESOURCE IMPLICATIONS |
| 2.01 | Setting the Tax Base is part of an annual process of determining Council Tax charges for the next financial year as part of the Councils budget preparations. |
| 2.02 | The Tax Base is also used by the Police & Crime Commissioner and Town/Community Council's to set their new Council Tax precepts, and which will be included in the 2023/24 bills sent to every Council Taxpayer. |

| | |
|-------------|---|
| 3.00 | IMPACT ASSESSMENT AND RISK MANAGEMENT |
| 3.01 | The Council has a statutory duty to set a Council Tax Base and the proposed Tax Base is a complex calculation across 34 Town and Community areas requiring an accurate forecast for the next financial year of the number of chargeable properties after considering new builds, property exemptions and discount schemes, including those properties that are subject to the Council Tax Premium scheme. |
| 3.02 | The Tax Base is based on current property data and discount but includes a bad debt provision of 1.2% for non-collection, giving a forecasted eventual collection rate of 98.8%. |
| 3.03 | The Council Tax Base at 65,592 sets a Base at an accurate level to ensure, as far as possible, that a deficit does not occur in the Collection Fund. |
| 3.04 | Officers carefully track and monitor the Tax Base and Collection Fund performance and the results feed into corporate monthly budget monitoring and reporting processes. |

| | |
|-------------|---|
| 4.00 | CONSULTATIONS REQUIRED/CARRIED OUT |
| 4.01 | None. |

| | |
|-------------|---|
| 5.00 | APPENDICES |
| 5.01 | Appendix 1 to this report shows the breakdown of the Tax Base for 2023/24 by Town and Community area. |

| | |
|-------------|---|
| 6.00 | LIST OF ACCESSIBLE BACKGROUND DOCUMENTS |
| 6.01 | <ul style="list-style-type: none"> • Local Government Finance Act 1992 – sections 22b(7) and 68 • Local Authorities (Calculation of Council Tax Base) (Wales) Regs 1995 • The Local Authorities (Calculation of Council Tax Base) (Wales) (Amendment) Regs 2016 • Council Tax (Prescribed Classes of Dwellings) (Wales) Regs 2004 • Housing (Wales) Act 2014 – section 139 |

| | |
|-------------|---|
| 7.00 | CONTACT OFFICER DETAILS |
| 7.01 | <p>Contact Officer: David Barnes, Revenues & Procurement Manager Telephone: 01352 703652 E-mail: david.barnes@flintshire.gov.uk</p> |

| | |
|-------------|---|
| 8.00 | GLOSSARY OF TERMS |
| | <p>Revenue Support Grant: the annual amount of money the Council receives from Welsh Government to partly fund services, alongside revenue from Council Tax and other income the Council raises locally. Councils can decide how to use this grant across services although their freedom to allocate according to local choice can be limited by guidelines set by Government.</p> <p>Tax Base: is a measure of the Councils ‘taxable capacity’ taking into account the number of chargeable properties after exemptions and discounts.</p> <p>Chargeable Dwellings: are all properties deemed to fall liable to Council Tax which appear in the Valuation List.</p> <p>Prescribed Discount Classes: Special rules apply to certain dwellings where no-one is resident. In these cases, a Welsh billing authority may decide to apply a lower rate of discount or, to apply no discount at all. These classes are:</p> <ul style="list-style-type: none"> • Class A – property which is unoccupied and furnished but where occupation is prohibited by law for over 28 days each year • Class B – property which is unoccupied and furnished and where occupation is not prohibited by law • Class C – property which is unoccupied and substantially unfurnished beyond the normal exemption period. |

| |
|---|
| <p>Council Tax Premium: an additional amount of Council Tax of up to 300% (a premium) can be charged by local authorities in Wales for property defined as either being second homes or long-term empty property. For the purposes of charging a premium a long-term empty home is defined as a property which is unoccupied and substantially unfurnished for a continuous period of at least 1 year. A second home is defined as a dwelling which is not a person's sole or main residence and is substantially furnished. There are some exceptions from the Council Tax premium for a period of up to 12 months. For example, if the property is being actively marketed for rent or sale.</p> |
|---|

Mae'r dudalen hon yn wag yn bwrpasol

APPENDIX 1 - COUNCIL TAX BASE FOR 2023-24

| Community | 2023-24 Properties at Band 'D' Equivalent | 2022-23 Properties at Band 'D' Equivalent |
|---|--|--|
| Argoed | 2,543.90 | 2,519.39 |
| Bagillt | 1,465.89 | 1,466.97 |
| Broughton & Bretton | 2,757.43 | 2,749.90 |
| Brynford | 479.71 | 469.24 |
| Buckley | 6,734.90 | 6,692.00 |
| Caerwys | 645.65 | 670.27 |
| Cilcain | 747.00 | 740.69 |
| Connahs Quay | 6,207.74 | 6,193.33 |
| Flint | 5,031.25 | 5,020.23 |
| Gwernaffield & Pantymwyn | 1,026.16 | 1,016.37 |
| Gwernymynydd | 586.21 | 574.85 |
| Halkyn | 1,359.22 | 1,344.58 |
| Hawarden | 6,375.62 | 6,338.45 |
| Higher Kinnerton | 892.93 | 887.06 |
| Holywell | 3,390.14 | 3,379.85 |
| Hope | 1,845.47 | 1,850.10 |
| Leeswood | 851.77 | 850.96 |
| Llanasa | 1,999.52 | 1,978.65 |
| Llanfynydd | 889.56 | 889.43 |
| Mold | 4,494.61 | 4,475.77 |
| Mostyn | 712.76 | 701.48 |
| Nannerch | 281.66 | 277.84 |
| Nercwys | 303.01 | 300.75 |
| Northop | 1,581.02 | 1,580.15 |
| Northop Hall | 841.18 | 835.10 |
| Penyffordd | 2,216.01 | 2,171.00 |
| Queensferry | 707.81 | 702.91 |
| Saltney | 1,947.31 | 1,944.34 |
| Sealand | 1,448.73 | 1,367.40 |
| Shotton | 2,194.32 | 2,195.43 |
| Trelawnyd & Gwaenysgor | 420.34 | 415.16 |
| Treuddyn | 761.28 | 756.70 |
| Whitford | 1,167.06 | 1,149.39 |
| Ysceifiog | 684.83 | 688.26 |
| Total Band 'D' Equivalent Properties | 65,592.00 | 65,194.00 |

Mae'r dudalen hon yn wag yn bwrpasol

Eitem ar gyfer y Rhaglen 11



CABINET

| | |
|------------------------|--|
| Date of Meeting | Tuesday, 22 nd November 2022 |
| Report Subject | Consultation on the Reform of Business Rates |
| Cabinet Member | Cabinet Member for Governance and Corporate Services including Health and Safety and Human Resources |
| Report Author | Chief Officer (Governance) |
| Type of Report | Operational |

EXECUTIVE SUMMARY

This report provides Cabinet Members with information on a Welsh Government (WG) consultation seeking views on a wide range of improvements to Business Rates. The proposals, include:

- More frequent revaluation cycles
- Improving the flow of information between government and ratepayers
- Providing the Welsh Government with more flexibility to amend reliefs and exemptions
- A review of reliefs and exemptions
- Providing greater scope to vary the multiplier
- Improving the administration of valuation functions
- Further measures to tackle rate avoidance

The report provides Cabinet with a series of recommended responses on the improvement proposals (as set out in Appendix 1) to specific questions posed by WG.

RECOMMENDATIONS

| | |
|---|---|
| 1 | Cabinet is asked to consider the proposals of the Welsh Government Consultation and authorise the Revenues and Procurement Manager in consultation with the Cabinet Member for Governance and Corporate Services including Health and Safety and Human Resources to respond to the consultation questions, as set out in this report. |
|---|---|

REPORT DETAILS

| | |
|-------------|--|
| 1.00 | EXPLAINING THE BUSINESS RATE IMPROVEMENT PROPOSALS |
| 1.01 | The legal framework which established the Business Rates system in 1988 predates Welsh devolution, yet it provides the basis for most of the powers of WG to make changes to taxation policy. |
| 1.02 | Since 2015, WG became fiscally responsible for all the revenue raised through Business Rates, and this continues to be managed through the national pooling and re-distribution arrangements, with WG carrying the budgetary risks related to fluctuations on an annual basis. |
| 1.03 | <p>The consultation sets out a range of proposals which WG believe will improve the Business Rates system. These proposals are also designed to make the system more readily adapted to support the Welsh Government's ambitions and meet future policy needs.</p> <p>The proposals include the following areas of ambition:</p> <ul style="list-style-type: none">• More frequent revaluation cycles, a change which many stakeholders have been calling for, to ensure that rates valuations more accurately reflect up-to-date market conditions, along with additional measures necessary to support this.• Improving the flow of information between government and ratepayers, taking advantage of modern digital services.• Providing the WG with more flexible legislation to amend reliefs and exemptions in future years.• A review of reliefs and exemptions to ensure the arrangements align to the Programme for Government and the available support is targeted in the most effective way• A more responsive and efficient system, which is designed to reflect the economic and social conditions long into the future• Ensure that ratepayers make a fair contribution and clamp down further on instances of avoidance. |
| 1.04 | Many of the proposals that are the focus of this consultation will require primary legislation. In a recent statement on the legislative programme, WG announced plans to bring forward a local government finance Bill towards the end of 2023. Subject to the outcome of this consultation, the Bill could provide an opportunity to take forward many of these proposals. |
| 1.05 | All proposals within this consultation will require a coordinated approach between the Welsh Government, the VOA, local government and other stakeholders. |

| | |
|-------------|---|
| 2.00 | RESOURCE IMPLICATIONS |
| 2.01 | Local authorities in Wales collect Business Rates on behalf of Welsh Government. Billing authorities pay the rates contributions into a central |

| | |
|------|--|
| | pool which is first split between unitary authorities and the Police and Crime Commissioners throughout Wales and then re-distributed between each local authority according to shares of adult population. |
| 2.02 | The proposals, as set out in the consultation, do not have any direct resource implications for the Council, especially as WG are currently not making any proposals to change the national arrangements for the contribution and re-distribution of Business Rates. |
| 2.03 | As part of the response to this consultation we have called on WG to introduce a local rate retention scheme and review the contribution and re-distribution system as the Council should be able to keep a greater share of the business rates in Flintshire. |

| | |
|-------------|---|
| 3.00 | IMPACT ASSESSMENT AND RISK MANAGEMENT |
| 3.01 | The consultation proposals in relation to the national revaluation every three years would be an extensive exercise and resourced through the Valuation Office Agency, the independent central government agency responsible for valuing domestic and non-domestic properties in England and Wales. |
| 3.02 | The purpose of a national re-valuation is not to generate additional income from Business Rates overall but to redistribute the same income from Business Rates more fairly and evenly. |
| 3.03 | As with any national revaluation, especially if rateable values change more frequently, it is generally recognised that some businesses will pay more, some will broadly stay the same, and some will pay less. |

| | |
|-------------|--|
| 4.00 | CONSULTATIONS REQUIRED/CARRIED OUT |
| 4.01 | The purpose of the report is to provide cabinet with the opportunity to comment on the consultation proposals to reform Business Rates and to consider the proposed responses prepared by officers in the Revenue service. |

| | |
|-------------|--|
| 5.00 | APPENDICES |
| 5.01 | Appendix 1 to this report contains the recommended responses to the list of questions within the consultation paper. |

| | |
|-------------|---|
| 6.00 | LIST OF ACCESSIBLE BACKGROUND DOCUMENTS |
| 6.01 | The Welsh Government Consultation documents are accessible at: https://gov.wales/reforming-non-domestic-rates-wales |

| | |
|-------------|---|
| 7.00 | CONTACT OFFICER DETAILS |
| 7.01 | Contact Officer: David Barnes, Revenues & Procurement Manager Telephone: 01352 703652 E-mail: david.barnes@flintshire.gov.uk |

| | |
|-------------|---|
| 8.00 | GLOSSARY OF TERMS |
| 8.01 | <p>Programme for Government: sets out the political commitments Welsh Government are committed to deliver over the next 5 years (2021-2026) to tackle the challenges faced by the Welsh public and to improve the lives of people across Wales.</p> <p>Rateable Value: is an estimate of how much a commercial property could rent for per year on the open market at a given point in time. This is then multiplied by the 'rate multiplier' to calculate the business rates liability for a property. Any reliefs or discounts that the property is eligible for are subtracted from the liability in the final net amount payable for business rates</p> <p>National Collection Pool: In Wales, business rates are collected by local authorities and paid into a national 'pool' administered by Welsh Government. The rates are then redistributed to Welsh local authorities and Police and Crime Commissioners as part of the annual Local Government Settlement and Police Settlement.</p> |

Questions about more frequent revaluations

Question 1: Do you agree revaluations should occur at least every three years in future, to maintain fairness in the system by ensuring valuations are updated more often to reflect changing economic conditions? What are your reasons for your answer?

Yes, we support revaluations every three years. We believe frequent revaluations are vital to track the very latest economic demographics of the area and industry sectors.

Question 2: Do you think revaluations should occur more frequently than every three years? If so, how often would you suggest?

The increased frequency of revaluations is welcomed, but this needs to be balanced against the fact that most businesses fall under the threshold of paying business rates so for most businesses the revaluation is purely an administrative exercise and does not affect what they pay.

For this reason, we believe revaluations should occur every three years, and not more frequent. Having revaluations more frequent than three years could result in greater uncertainty for businesses and result in instability around medium term business planning.

Question 3: Do you think the gap between the antecedent valuation date and the revaluation taking effect should be less than two years, if possible, in future?

Yes, if this is possible.

Question 4: Do you have any views on the proposals to create a duty on ratepayers to inform the VOA if certain information relating to the hereditament changes, and the new duty to provide annual confirmation, to support more frequent revaluations and the maintenance of accurate rating lists?

We support the proposals as it should reduce the need to create retrospective Business Rate bills other than to a few months in cases where landlords and occupiers are forthcoming with timely information being submitted to the VOA within 60 days.

This, in conjunction with the principle of introducing the requirement to confirm information annually, will contribute to more accurate timely billing.

It will also provide opportunity for new occupiers to be billed based upon the circumstances of their occupation and increase the accuracy of the rating list to reflect the latest situation on the ground.

Question 5: Do you have any views on the proposals for a proportionate compliance regime to support the duty to provide information? Do you consider the proposed penalties to be fair and proportionate?

We support the need for a proportionate compliance system with penalties for the worst offenders who fail to provide timely information to the VOA.

Many ratepayers in Wales qualify for 100% rate relief and have not had to pay Business Rates for several years. Consequently, businesses often overlook the requirement to advise the local authority of taking on a new lease or their vacation due to their mindset that they do not pay business rates. Therefore, any system requiring the supply of information of changes to the VOA will require a change in ratepayer behaviours which will need to be encouraged and supported with a campaign of awareness followed by a regime of compliance.

The proposed fees for providing false information after the relevant notice and reminders have been issued reflect the seriousness of the matter of supplying false information or non-compliance.

Question 6: Do the proposed timescales provide ratepayers with enough time to meet their obligations? If not, under what circumstances would this not be possible?

We consider the timescale of 60 days to be fair.

Questions about providing reliefs and exemptions

Question 7: Do you have any views on the proposal to undertake a review of relief schemes and any views on how their effectiveness should be considered? What factors should a review consider?

We welcome a review of the wide-ranging rate relief schemes to ensure they reflect the current demographics and economic landscape, that they remain fit for purpose and to ensure they provide targeted responsive support to the business sectors that currently are in most need.

Potentially any review of reliefs could dovetail into the introduction of a dual rate multiplier scheme and simplify the extent to which relief schemes are applied.

It is important that new relief schemes are considered to support new enterprises and encourage job growth. For example, under the current system there is a lack support for new business start-ups, especially those that fall outside of rate relief support for businesses operating from small premises. This can be a barrier for businesses wanting to take on larger properties.

Question 8: Do you have any views on our proposals to enable the Welsh Government to amend, remove and create new statutory reliefs by secondary legislation to align to policy priorities?

We welcome any proposal to allow Welsh Government to be more responsive in providing support to businesses.

Utilising secondary legislation could enable faster delivery and more bespoke schemes tailored to meet the economic conditions and needs of businesses in Wales.

Question 9: Do you have any views on the proposal for the Welsh Government to have greater flexibility to provide for exemptions by secondary legislation, to align with policy priorities?

We support Welsh Government having greater flexibility to use secondary legislation to provide exemptions to meet the changing economic landscape and policy priorities.

Currently, the void exemption criteria, whilst recently tightened does still incentivise owners and landlords of empty units to bring them into use by employing contrived avoidance methods rather than genuine business opportunities.

Question 10: What is your view on the proposal to give local authorities greater flexibility to award retrospective discretionary relief

We welcome the greater flexibility to use the award of discretionary relief retrospectively for awards beyond the current restrictions of six months after the end of the financial year.

Questions about varying the multiplier

Question 11: What is your view on proposals to provide the Welsh Government with the ability to vary the multiplier for properties of different use, rateable value, and geographical location, to align to policy priorities?

We support the proposal to provide Welsh Government with the ability to vary the rate multiplier.

We see it as a tool not only to assist Welsh Government with policy priorities, but an opportunity to quickly implement and target support for certain businesses without the need of new reliefs or temporary reduction schemes.

Delivering support to business via a lower multiplier can be quickly built into systems and is easy to administer.

Question 12: Do you have any other suggestions for parameters that could be considered in varying the multiplier?

No.

Questions about improvements to valuation and rating list administration

Question 13: Do you have any views on proposals to ensure that changes in economic factors, market conditions or changes in the general level of rents are addressed through more frequent revaluations, rather than as material changes of circumstances between revaluations?

We agree that more frequent revaluations every three years would allow the majority of changes in economic factors or market conditions, or levels of rent would be reflected more accurately regularly and reduce the need on most occasions for there to be a consideration of material changes between revaluation assessments.

Question 14: Do you think the proposed changes to completion notice procedures will help to ensure all relevant properties are listed for NDR in a timely manner?

Yes. We support that serving of completion notices on previously existed properties by the local authority would improve the efficiency and effectiveness of such cases being brought back into the list quickly and reduce the opportunity for cases to be overlooked.

Question 15: Do you have any views on proposals to improve administration of the central rating list?

No comment to make.

Question 16: Do you have any views on proposals for a general anti-avoidance rule for NDR in principle?

We welcome proposals to deter rate avoidance schemes.

Question 17: Do you think local authorities should have more powers to enable them to counteract NDR avoidance effectively?

We believe local authorities should have more powers, as well as additional funding, to tackle avoidance schemes. More robust business rate regulations also ensure avoidance schemes are not created in the first place.

Questions about other approaches to raising local taxes

Question 18: What are your views on taking an alternative approach, such as a local land value tax, to raising local taxes, over the longer-term

The current business rates system is generally a tried and tested property-based tax, with origins going back to the 1600's, that tracks the value of the property.

Before alternative tax systems are introduced, we believe the current system can, and should, be improved to ensure the tax system remains fair and proportionate.

We also believe in the introduction of a local rate retention scheme which incentivises local authorities to grow the local economy and retain an element of the tax base growth.

Questions about other aspects of NDR reform

Question 19: We have asked several specific questions about the reform of NDR. If you have any related points which we have not specifically addressed or if you wish to comment on other aspects of NDR reform, please use this space to record your comments.

Businesses, through the development of the small business rates scheme particularly, are no longer used to paying anything in Business Rate or even advising the authority when they move in or move out. A system where everyone pays something may restore a greater degree of accuracy in the database of business premises and provide a greater perception of fairness amongst the public that businesses contribute their fair share of local taxes.

We also believe there needs to be wider reform of the business rates system involving a review of contribution and re-distribution of business rates as we believe we should be able to keep a greater share of the business rates raised in Flintshire.

Questions about the Welsh language

Question 20: The Welsh Government would like your views on the effects these proposals would have on the Welsh language, specifically on:

1. opportunities for people to use Welsh; and 2. on treating the Welsh language no less favourably than English.

No comment to make.

Question 21: Please also explain how you believe the proposals could be formulated or changed so as to have:

1. positive effects or increased positive effects on opportunities for people to use

the Welsh language and on treating the Welsh language no less favourably than the English language; and 2. no adverse effects on opportunities for people to use the Welsh language and on treating the Welsh language no less favourably than the English language.

No comment to make.

Eitem ar gyfer y Rhaglen 12



CABINET

| | |
|------------------------|---|
| Date of Meeting | Tuesday, 22 nd November 2022 |
| Report Subject | Levelling Up Fund |
| Cabinet Member | Cabinet Member for Climate Change and Economy |
| Report Author | Chief Officer (Planning, Environment and Economy) |
| Type of Report | Operational |

EXECUTIVE SUMMARY

Announced at the Spending Review in 2020, the Levelling Up Fund (LUF) contributes to the United Kingdom (UK) Government levelling up agenda by investing in infrastructure that improves everyday life across the UK, including regenerating town centres and high streets, upgrading local transport, and investing in cultural and heritage assets. The £4.8 billion fund is designed to realise a visible and tangible impact on people and places and support economic recovery.

This report updates on the development and submission of two bids in line with the bidding strategy agreed at Cabinet on 18 January 2022 and on a third strategic transport bid. The report provides an update on the programme as a whole and requests an allocation of match funding from the capital programme of £1,106,915 (£630,467 Alyn & Deeside bid, £476,448 Delyn bid) in order to draw down the UK Government funding.

RECOMMENDATIONS

| | |
|---|---|
| 1 | That the progress in developing and submitting bids to round two of the UK Government Levelling Up Fund is noted. |
| 2 | That the risks and mitigations associated with the package of projects are noted. |
| 3 | That match funding of up to £1.107m is made available from the capital programme in 2024/2025. |

REPORT DETAILS

| 1.00 | EXPLAINING THE LEVELLING UP FUND AND PROPOSALS FOR ROUND TWO |
|-------------|--|
| 1.01 | <p>Announced at the Spending Review in 2020, the Levelling Up Fund (LUF) contributes to the levelling up agenda by investing in infrastructure that improves everyday life across the United Kingdom (UK), including regenerating town centres and high streets, upgrading local transport, and investing in cultural and heritage assets. The £4.8 billion fund is designed to realise a visible and tangible impact on people and places and support economic recovery. The LUF provides a new approach to tackling health, social and economic inequalities and driving prosperity across communities that have been left behind.</p> |
| 1.02 | <p>Whilst every local authority can bid for LUF funding, the fund is especially intended to support investment in places where it can make the biggest difference to everyday life, including ex-industrial areas, deprived towns, and coastal communities. The UK Government has placed local authorities into categories 1, 2 or 3, depending on their identified level of need, with category 1 representing places deemed in most need of investment. Flintshire County Council ('the Council') has been identified as a 'category 2' local authority.</p> |
| 1.03 | <p>The LUF enables local authorities to apply for up to £20 million per parliamentary constituency. Bids above £20m and below £50m will be accepted for transport projects only (separate and in addition to the one bid per parliamentary constituency allocation). The LUF guidance encourages bids to include a local financial contribution representing at least 10% of total costs. Each bid can include a maximum of three projects.</p> |
| 1.04 | <p>Round two opened in May 2022 with a deadline in early August. In line with the bidding strategy, the Council submitted bids for the Alyn and Deeside and Delyn parliamentary constituencies for which more detail is provided below. In addition, the Council, working in partnership with Transport for Wales, resubmitted an amended set of proposals for investment in the Wrexham to Bidston railway line. This bid had been unsuccessful in round one of the programme but, following detailed feedback from UK Government, there was an opportunity to make a further submission.</p> |
| 1.05 | <p>The investment strategy agreed at Cabinet in January 2022 set out a series of potential interventions that demonstrate the Council's commitment to supporting our coastal communities, and, in particular, those wards identified as experiencing acute deprivation. Considerable work was done with all of the draft interventions between January and May 2022 to ensure that they were sufficiently well developed to demonstrate deliverability to UK Government. All potential interventions were robustly assessed to ensure that they had sufficiently strong business cases and risk management strategies and that they could be combined in each bid in a coherent and compelling way. This process reduced the number of interventions in each bid as set out below.</p> |

| | |
|------|--|
| 1.06 | <p>For Alyn and Deeside, the bid proposed three projects:</p> <ol style="list-style-type: none"> 1) the redevelopment of Connah's Quay Docks and the construction of a new centre for the Sea Cadets; 2) improving sports and community facilities at the former Corus Social Club site Shotton; and 3) renovating the Clocktower in Sealand. <p>£16.231m has been requested from UKG with £594k match required from FCC towards the Docks renovation only. Other projects have been required to provide their own match funding. In addition £36,344 is required from FCC as match towards the programme management costs</p> |
| 1.07 | <p>For Delyn, the bid proposed a single project to develop new industrial units on the Greenfield Business Park, the demolition of derelict units and the refurbishment of one tenanted unit.</p> <p>£14.64m has been requested from UKG with £440k match required from FCC.</p> <p>In addition £36,344 is required from FCC as match towards the programme management costs</p> |
| 1.08 | <p>UK Government has provided no indication of when the bids will be appraised and approved. It is expected that the bid process will be extremely competitive.</p> |
| | <p><u>Risks</u></p> |
| 1.09 | <p>The projects, despite the development work undertaken on them, all have substantial residual risks to be managed before they can be successfully delivered. In summary, these include:</p> <ul style="list-style-type: none"> • UK Government expect expenditure through the programme to be complete by the end of March 2025. This is an exceptionally short timescale and most projects highlight delivery risks as a result. • Most projects still need to apply for and secure their consents and, in the case of the Sea Cadets and Greenfield Business Park proposals, flood risk adds uncertainty to this process. • Inflation is causing construction costs to rise rapidly which will impact on project viability. • Some of the third sector projects have not yet secured their match funding. • Some of the third sector projects need to provide further evidence to confirm the sustainability of the projects to enable the Council to manage any risks to public funds. • Lack of a timescale for approval from UKG creates uncertainty. |
| 1.10 | <p>The Council has proposed robust management arrangements for the implementation of the programme as attached as Appendix 1. All projects will be subject to intensive support and monitoring to ensure that all residual risks are managed and that challenging delivery timescales are achieved. Gateway reviews will be used at key points in the development and delivery of each project to retain control.</p> |

| | |
|------|---|
| | <p><u>Match funding</u></p> |
| 1.11 | <p>As, highlighted above, the Council also needs to provide an element of capital funding in order to draw down the UK Government funding, should it be approved.</p> <p>The Alyn and Deeside bid includes Council investment at Connah’s Quay Docks, a vital community, visitor and business resource. The Docks, which comprise the “modern” dock infrastructure, the listed historic dock, and associated public realm, are largely in Council ownership. A masterplan has been developed to improve the Docks for businesses, local people and visitors.</p> <p>The project will:</p> <ul style="list-style-type: none"> • Remove contaminated silt from the historic dock and restore it. • Improve the public realm around the site to improve its appearance for visitors and businesses and improve security to reduce the problems of anti-social behaviour, crime and prostitution that occur. • Fully assess the condition of the modern dock and undertake needed stabilisation and improvement works to maintain integrity, improve security, promote business use and improve dockside management. • Create a new slipway facility for water users. <p>This will:</p> <ul style="list-style-type: none"> • Reduce crime and anti-social behaviour in a significant hot spot. • Ensure that the Council does not face unbudgeted future liabilities from dock infrastructure repairs. • Reduce safety issues associated with the current dock infrastructure – access ladders, substandard slipway, uncertain loading capacity of dock wall, potential underwater hazards. • Improve the site for local people and visitors. • Improve conditions for local businesses. <p>The total project cost is estimated as £8.28m. The Alyn and Deeside bid would require £630k of match funding from FCC.</p> <p>The Delyn bid includes Council investment at Greenfield Business Park which will:</p> <ul style="list-style-type: none"> • Demolish two vacant and derelict commercial units and replace with new small commercial units. • Clear vacant commercial land at the rear of the site and create new commercial units • Refurbish Unit 58. • Improve the goods and logistics space used by Unit 47 which is significantly problematic operationally currently. <p>This will:</p> <ol style="list-style-type: none"> a) help to safeguard 438 skilled and secure jobs in one of Flintshire’s most deprived communities; b) create space for an estimated 194 new jobs to come to Greenfield; and |

| | |
|--|--|
| | <p>c) create new units with an estimated annual rental income of up to £300k.</p> <p>The total project cost is estimated as £16.264m. The Council would be required to provide £476k in match funding from the capital programme to secure this funding.</p> |
|--|--|

| | |
|-------------|------------------------------|
| 2.00 | RESOURCE IMPLICATIONS |
|-------------|------------------------------|

| | |
|------|--|
| 2.01 | <p>Any successful LUF bids will require:</p> <p>a) Match funding from the capital programme for 2024/2025. For the Alyn and Deeside bid, based on the value of the bid, this is £630k. For the Delyn bid, this is £476k. These values also include the match funding required to draw down the management costs for the programme.</p> <p>b) Staff resources to deliver the programme. A core team of delivery staff are fully costed into the bids submitted to UK Government. Additional staff resources required to support delivery can't easily be quantified but will be essential to deliver the two Council projects against challenging timescales.</p> |
|------|--|

| | |
|-------------|--|
| 3.00 | IMPACT ASSESSMENT AND RISK MANAGEMENT |
|-------------|--|

| | | |
|------|--|--|
| 3.01 | Ways of Working (Sustainable Development) Principles Impact | |
| | Long-term | These proposals form part of a long term strategic approach to manage the coastal area of Flintshire for the benefit of the economy, Flintshire residents and the environment. |
| | Prevention | The market failures identified in this report will have long term social, economic and environmental impacts if left unaddressed. |
| | Integration | The proposed approach outlined in this report integrates activities by the private sector, voluntary sector and public bodies. |
| | Collaboration | The proposed approach involves a wide range of stakeholder in each locality working together towards a shared vision. |
| | Involvement | There has been and will be further consultation with stakeholders in each locality. |
| | Well-being Goals Impact | |

| | |
|----------------------------|---|
| Prosperous Wales | The proposals in this report focus strongly on improving the economic assets in coastal Flintshire. |
| Resilient Wales | There are a number of community-led interventions included in this report which help to address the market failures highlighted. |
| Healthier Wales | No impact. |
| More equal Wales | The proposals in this report target the most deprived communities in Flintshire and seek to improve the physical environment and economic opportunities they rely upon. |
| Cohesive Wales | No impact. |
| Vibrant Wales | No impact. |
| Globally responsible Wales | There are a number of interventions in this report which will renovate or replace commercial properties and improve their environmental performance. |

Risk management

| Risk | Mitigation |
|-----------------------------|---|
| Match funding availability | Each bid requires a minimum of 10% match funding. Match funding will need to be identified from private and public sources and was not secured at the point of bid submission. Work will continue on securing match funding after bids have been approved. |
| Intervention deliverability | The short timescale for the development of the interventions means that not all information about every intervention was available at the point of bid submission. All approved projects will have robust milestones and gateway reviews put in place to manage deliverability risks. |
| Consents | Few interventions had consents in place at the point of bid submission. The timelines for securing consents are included in the plans for each intervention. These risks will be included in the gateway review processes highlighted above. |
| Cost over-run | The interventions in this report were not at final design stage at the point of bid submission so there will be considerable cost fluidity. All |

| | | |
|--|--|---|
| | | interventions include a larger contingency budget than normal to mitigate this risk. In addition, at the point of delivery, excess cost at the procurement stage may lead to interventions being terminated or redesigned rather than incur additional financial pressures. |
|--|--|---|

| | | |
|-------------|--|--|
| 4.00 | CONSULTATIONS REQUIRED/CARRIED OUT | |
| 4.01 | <p>Ward members in the target areas have been consulted.</p> <p>A wider consultation with the community took place early in 2022 as well as detailed consultation with the businesses and communities directly impacted by the proposals.</p> <p>Any successful bids would require detailed local consultation to be carried out as part of the design phase for projects.</p> | |

| | | |
|-------------|---|--|
| 5.00 | APPENDICES | |
| 5.01 | Appendix 1 – LUF programme management arrangements. | |

| | | |
|-------------|--|--|
| 6.00 | LIST OF ACCESSIBLE BACKGROUND DOCUMENTS | |
| 6.01 | None. | |

| | | |
|-------------|--|--|
| 7.00 | CONTACT OFFICER DETAILS | |
| 7.01 | <p>Contact Officer: Niall Waller (Enterprise and Regeneration Manager) Telephone: 01352 702137 E-mail: niall.waller@flintshire.gov.uk</p> | |

| | | |
|-------------|--|--|
| 8.00 | GLOSSARY OF TERMS | |
| | <p>LUF (Levelling Up Fund) – UK government programme investing in infrastructure that improves everyday life across the UK, including regenerating town centres and high streets, upgrading local transport, and investing in cultural and heritage assets.</p> <p>Match funding – a financial contribution towards the costs of delivering a project.</p> | |

Mae'r dudalen hon yn wag yn bwrpasol

XJ - 'CONNECTING COASTAL COMMUNITIES' – DELYN - LUF PROGRAMME GOVERNANCE ARRANGEMENTS

Cabinet (6 monthly standing agenda item)
Function: Oversight of council match funding spend and ensuring strategic alignment across all programmes relating to coastal communities
Remit: Decision-making power to make major changes to programme plan (subject to UK Government approval). Final point of escalation for programme risks and issues.

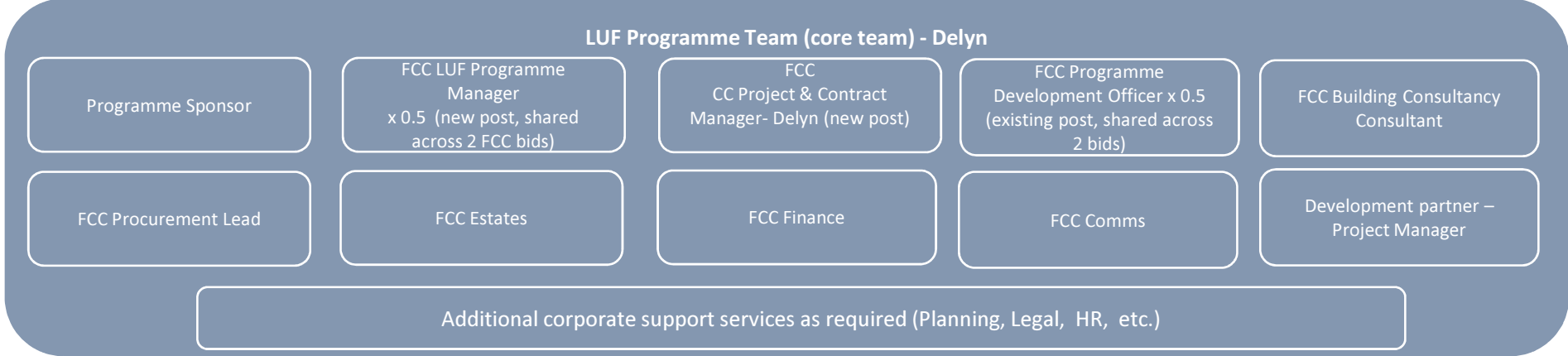
Environment and Economy Overview and Scrutiny Committee (6 monthly standing agenda item)
Function: To provide oversight and scrutiny of programme performance, spend and benefits realisation.
Remit: Appraise 6 monthly programme update reports

Chief Officer Team (quarterly standing agenda item)
Function: Monitor progress and act as point of resolution for escalated risks and issues from LUF Programme Board. Ability for Chief Officer Team members to resolve risks and issues in between meetings.
Remit: To appraise quarterly progress, spend and risks reports, including delivery plan and financial spend analysis. To intervene/resolve programme level issues escalated by Programme Board.

Planning, Environment and Economy Programme Board - (quarterly standing agenda item)
Function: Internal non-decision making body responsible for monitoring and scrutinising the effective management of change, in conjunction with other capital based projects relating to coastal communities.
Remit: To receive quarterly progress and risks reports, including delivery plans and financial spend analysis. To oversee M&E process and monitor benefits realisation.

LUF Programme Board (monthly) - Alyn & Deeside and Delyn (2 separate bids)
Function: Directly manage implementation of all aspects of LUF programme. Active management of delivery plans, procurement activity, contract management and M&E process. Active monitoring of progress/spend and management of risks and issues. Escalating risks and issues by exception
Remit: Operational accountability for all aspects of programme delivery, spend, monitoring and reporting. Risk and issue ownership.

Monthly contract management meetings – Programme Sponsor, Programme Manager, Project & Contract Manager & Development Partner Project Manager



External Monitoring and Evaluation partner

Program assurance f...
 including FCC Corp Performance Programme

Flintshire Economic Recovery Team Group
 Multi-agency to oversee development delivery of economic recovery work stream

Coastal Flood Delivery Group
 be established to maintain an effective delivery partnership between local private, voluntary and community sector organisations Partnership for on effective implementation of LUF programme other transformational projects impacting on coastal communities and businesses

Tudalen 174

Mae'r dudalen hon yn wag yn bwrpasol

Eitem ar gyfer y Rhaglen 13



CABINET

| | |
|------------------------|---|
| Date of Meeting | Tuesday, 22 nd November 2022 |
| Report Subject | Biodiversity Duty Update |
| Cabinet Member | Cabinet Member for Climate Change and Economy |
| Report Author | Chief Officer (Planning, Environment and Economy) |
| Type of Report | Operational |

EXECUTIVE SUMMARY

The report details how Flintshire County Council is making progress in delivering its biodiversity duty under Section 6 of the Environment (Wales) Act 2016. Flintshire County Council's Biodiversity Duty Delivery Plan 2020 – 2023, titled 'Supporting Nature in Flintshire' is explained and the progress of action to deliver objectives is reviewed, highlighting key areas of biodiversity work within the County. The report includes the statutory Section 6 report which will be submitted to Welsh Government in January 2023 at the end of the second 3-year reporting round.

RECOMMENDATIONS

| | |
|---|---|
| 1 | That Members note the content of this update and confirm their support for officers in their ongoing work associated with improving biodiversity. |
|---|---|

REPORT DETAILS

| | |
|------|--|
| 1.00 | EXPLAINING THE BIODIVERSITY DUTY UPDATE |
| 1.01 | <p>Background</p> <p>Nature is our planet's life support system and consequently essential for human survival. Our natural environment provides our food, water, air, building materials, medicines and landscape. Biodiversity is the variety of life on earth and biodiversity loss continues as a direct result of human impacts, through habitat loss and degradation, over exploitation, pollution, climate change and the invasion of non-native species.</p> |
| 1.02 | <p>The Local Authority has a responsibility to function sustainability and lead by example when it comes to protecting and enhancing our natural environment. To meet the challenge of reversing the decline in biodiversity it is essential that we act and ensure that, as a Local Authority, we meet the needs of the present without compromising the ability of future generations to meet their own needs.</p> |
| 1.03 | <p>Flintshire County Council's Biodiversity Duty Delivery Plan is produced in response to the enhanced biodiversity and resilience of ecosystems duty under Section 6 of the Environment (Wales) Act 2016. The Act requires that Public Authorities must seek to maintain and enhance biodiversity so far as is consistent with the proper exercise of their functions and in so doing promote the resilience of ecosystems. "Supporting Nature in Flintshire" is Flintshire County Council's second biodiversity duty plan and covers the period from 2020-2023. This updated plan continues the previous good work in delivering biodiversity action and maintains progress to embed biodiversity as consideration across all departments.</p> |
| 1.04 | <p>It is a statutory requirement that progress against the Biodiversity plan is reported to Welsh Government within the specified 3 year reporting schedule. The next Section 6 report is due to be submitted in January 2023.</p> |
| 1.05 | <p>The Section 6 report (Appendix 1) details the progress made in delivering action to meet the plans 20 actions under 6 objectives.</p> <p>When last reported to Cabinet in 2021 of the 20 actions, 20% were making good progress, 65% making some progress and 15% not started or had no progress. To date in 2022, 35% are making good progress and 65% some progress with 0% having no progress at all.</p> |
| 1.06 | <p>Objective 1 - Engage and support participation and understanding to embed biodiversity throughout decision making at all levels</p> <p>Since 2019 there has been much progress in engaging key departments across the Council. We continue to maintain a strong relationship with Streetscene and Transportation in the management of our estate, we support our Regeneration and Capital Housing teams in the development of linked green infrastructure projects. We have ongoing communication with social value and impact assessment staff and most recently we have engaged with staff developing and delivering the Climate Change Strategy.</p> |

The integrated impact assessment process now fully considers biodiversity and environmental impact, guidance documents and staff contacts accompany the assessment forms to provide additional guidance if needed by project managers.

Implementation of the duty now features within the Council Plan and the Climate Change Strategy, in addition to the Portfolio Business Plan. The required social value element within the procurement process now provides an opportunity for environmental considerations and has successfully been implemented for biodiversity benefit and consistency and ensure social, economic and environmental factors are not compromised.

Additional environmental impacts and opportunities within the procurement process are being considered in detail through a specific officer group implementing the climate change strategy.

Progress has been made developing internal communication. The Biodiversity Officer works closely with Streetscene and Transportation, Regeneration, Energy and Climate Change teams and is building stronger working relationships across Capital maintenance, Education, Aura and Housing. This has provided opportunities to highlight areas where practice can be changed to benefit biodiversity for example, within play areas and school design.

Training and demonstrations in specific systems and machinery have been provided to Streetscene and Countryside staff including non-chemical weed control, various cut and collect machinery and electric grounds management equipment. Communication regarding tree protection has also been circulated internally.

The re-scheduled Greener Development Conference coordinated by the Biodiversity Officer and colleagues in the regional nature partnership (Bionet) will be hosted on 24th November 2022 with attendance of staff from various departments across Flintshire County Council. The conference is expected to attract 150 delegates and will promote biodiversity within design and development.

We host a wide range of activities and events and has included bat walks and talks, site bioblitzs, recorder days, woodland and tree days, meadow events, plant walks and talks.

In addition to physical events which were impacted throughout Covid, we have built on our virtual promotion and publicity through the Flintshire County Council Nature webpages which have been updated and the Bionet website and social media platforms.

Within the reporting period we ran our first Flintshire Eco Champions schools programme which was completed in 2022 after facing delays as a result of Covid. The programme visited a total of 20 primary schools.

In 2022 the addition of grant funded biodiversity staff across the region has allowed continued progress in terms of collaboration including; species and habitat monitoring, spatial data collection, publicity and events (social

| | |
|------|--|
| | <p>media content, greener development conference, Bionet awards, resource development). North East Wales Local Authorities have also collaborated to grant fund a regional local nature partnership officer post which should be in place by 2023.</p> |
| 1.07 | <p>Objective 2 - Safeguard species and habitats of principle importance and improve their management</p> <p>In consultation with Bionet, the regional nature partnership, the first three priority habitats (grassland, woodland and wetland) for our area have been outlined on the nature partnership website with short, medium and long term targets. This document will evolve online and provide evidence of change and guidance for regional conservation project priorities. It can be viewed here https://www.bionetwales.co.uk/nature-recovery-plan/</p> <p>In addition, the website contains an online downloadable resource which provides project case studies which are delivering the plan.</p> |
| 1.08 | <p>Objective 3 - Increase the resilience of our natural environment by restoring degraded habitats and habitat creation</p> <p>Grant funding has enabled good progress to increase wildflower areas and tree planting across our council estate.</p> <p>This shift from conventional grass mowing management to a more varied practice, benefits both nature and carbon emissions/sequestration while helping to improve local urban conditions through increased absorption of pollution, reducing surface water flooding, providing noise and visual barriers, increasing the value of properties and providing shade and urban cooling.</p> <p>Applications for Bee friendly status were submitted for Wepre Park, Greenfield valley Heritage Park and Flintshire County Council in 2022. The applications were provisionally approved pending some further action which is in progress. We are aiming to complete this work by 2023.</p> <p>We now have 157 Wildflower sites mapped. This includes 97 sites in active management (this equates to 11.8 Ha) with 43 going through consultation or installation and another 7 which are proposed.</p> <p>We have also included and are expanding sites at burial grounds, contaminated land sites, active travel routes and play areas within this project. Grant funding has been instrumental in the installation and/or ongoing management of these sites with investment in required machinery to support the change in management.</p> <p>View publicity created about our wildflower work here; https://storymaps.arcgis.com/stories/ea6c55e884b444f8995e45bd2406f2fa A winter programme of tree planting has been undertaken since the launch of the Urban Tree and Woodland Plan in 2018. Although there was impact on community planting events due to Covid, business sponsorship, grant funding and partnership working enabled some progress towards increasing canopy cover in 2020.</p> |

| | |
|------|---|
| | <p>A Welsh Government grant obtained for tree planting in 2021 supported planting on urban greenspaces across Flintshire. Additional grant created a 12 hectare woodland extension to our largest park, Wepre Park and further grant applications are ongoing.</p> <p>Tree planting projects directly deliver themes within the Natural Resources Wales Area Statement including; Develop and improve urban and rural green infrastructure (and specifically increase urban tree canopy) and Increasing woodland cover for social, environmental and economic benefits for North East Wales. They also address medium and longer term targets set out in the Nature Recovery Plan targets; To Increase the extent of native broadleaf and mixed woodland and trees under favourable management and Increase native broadleaf and mixed woodland, canopy cover, connectivity and resilience in North East Wales, while contributing towards resilient ecological networks.</p> |
| 1.09 | <p>Objective 4 - Tackle key pressures (Climate change/Invasive non-native species/habitat loss) on species and habitats</p> <p>Flintshire County Council has a published Climate Change Strategy available to view here https://www.flintshire.gov.uk/en/PDFFiles/Climate-Change/Climate-Change-Strategy-2022-2030.pdf</p> <p>Biodiversity staff and members of the Access and Natural Environment team were fully involved in the development of the strategy and are now represented on the various officer forums for plan delivery.</p> <p>The many areas of work outlined throughout this report will support enhance and deliver for the Climate Change Strategy in addition to the Section 6 duty.</p> <p>The County Ecologist works to enable greener development across the county and ensure that important species and habitats are protected.</p> <p>Non-native species impact and control is a significant and increasing area of work. Biodiversity staff work in partnership across the authority particularly with Streetscene, Rights of Way, Housing and Customer Services to provide advice and guidance with regard to invasive species as appropriate. Where invasive species are identified on Flintshire County Council land we will work with departments to undertake the appropriate control which is often long term treatment.</p> <p>The majority of additional invasive non-native control work relies on volunteer involvement and events, these events faced cancellation and major disruption in 2020/21 due to Covid.</p> |
| 1.10 | <p>Objective 5 - Improve our evidence, understanding and monitoring</p> <p>Action to date has been recorded through internal plan reporting and grant funding reports.</p> <p>In 2020 we began to use interactive mapping to track and evidence change in addition to the above reports. This will allow a more effective</p> |

| | |
|------|---|
| | <p>level of post project monitoring. Through 2022 we have been developing our use of mapping platforms to monitor and evaluate action.</p> <p>There is also a requirement to report on actions in the Council Plan through the internal system InPhase and through the Climate Change Strategy groups.</p> |
| 1.11 | <p>Objective 6 - Put in place a framework of governance and support for delivery</p> <p>In 2022, Bionet completed a 3-year project to improve its effectiveness, visibility and sustainability. This provided the regional network needed to support Local Authority and other member action. Through this project the Biodiversity Officer obtained grant funding to increase hours to full time. In 2020/2021 this was complimented by additional grant funding to contract temporary part time support to deliver specific grant funds. While this is not a long term solution it provides a short term structure for effective delivery of commitments in Flintshire.</p> <p>In 2022 WG grant funding provided additional revenue funding to continue the uplift in hours of the Biodiversity officer and recruited two additional Biodiversity officers on short term temporary contracts. The key role for these positions is delivering projects under the Local Places for Nature funding plan but they will also support outcomes to fulfil our statutory duty, undertake survey and monitoring, publicity and promotion and events.</p> <p>Grant revenue will also contribute towards a regional nature partnership officer who will be able to lead on regional conservation collaboration.</p> |

| | |
|-------------|---|
| 2.00 | RESOURCE IMPLICATIONS |
| 2.01 | FCC revenue budget enables employment of one part time Biodiversity Officer, who works closely with the wider Access & Natural Environment Service and other portfolio colleagues to maximise resources for biodiversity benefit. |
| 2.02 | Additional revenue grant funding has been secured on a short term basis to enable the recruitment of supplementary biodiversity staff. This ensures delivery of grant funded projects and statutory functions and allows for additional biodiversity action within the climate change strategy, effective survey and monitoring and proactive environmental education, publicity and promotion. |
| 2.03 | Grant income raised for biodiversity projects within the three year reporting round has significantly increased and now supports widespread change for biodiversity benefit across the public realm in Flintshire. |

| | |
|-------------|---|
| 3.00 | CONSULTATIONS REQUIRED / CARRIED OUT |
| 3.01 | Some areas of work have been subject to consultation with the regional nature partnership. Where changes in land management and or biodiversity enhancement are planned consultation often involves, a wide range of internal colleagues, Councillors, communities and local Town and Community Councils. |

| | |
|-------------|--|
| 4.00 | RISK MANAGEMENT |
| 4.01 | There is risk that if external funding is not secured resources and action will reduce in Flintshire, local biodiversity will continue to decline with implications for resilience to climate change. |
| 4.02 | The Biodiversity officer is the singular permanent member of staff in this field and is limited by capacity and scope. To succeed in addressing the nature crisis in Flintshire and to realise additional benefits from the natural environment such as improved health and wellbeing and economic gain, will be reliant on the successful engagement of other officers and departments across Flintshire County Council and their ability to include biodiversity consideration and benefit as part of their existing work. |

| | |
|-------------|---|
| 5.00 | APPENDICES |
| 5.01 | Appendix 1 – FCC Section 6 report to Welsh Government Appendix 2 –‘Supporting Nature in Flintshire’ Biodiversity Duty Plan 2020-2023 |

| | |
|-------------|--|
| 6.00 | LIST OF ACCESSIBLE BACKGROUND DOCUMENTS |
| 6.01 | Contact Officer: Tom Woodall, Access & Natural Environment Manager Telephone: 01352 703902 E-mail: tom.woodall@flintshire.gov.uk |

| | |
|-------------|---|
| 7.00 | GLOSSARY OF TERMS |
| 7.01 | <p>Biodiversity - The variety of life found on earth. It includes all species of plants and animals, their abundance and genetic diversity.</p> <p>Ecosystem - An ecosystem is made up of living organisms (plants, animals and microorganisms) in conjunction with their non-living environment (air, water, minerals and soil) and all the diverse and complex interactions that take place between them</p> <p>Sustainable development - Ensuring that the needs of the present are met without compromising the ability of future generations to meet their own needs.</p> |

NRW - Natural Resources Wales is the largest Welsh Government Sponsored Body. NRW were formed in April 2013, largely taking over the functions of the Countryside Council for Wales, Forestry Commission Wales and the Environment Agency in Wales, as well as certain Welsh Government functions.

Bionet - The North East Wales Biodiversity Network (Bionet) was formed in October 2009 and renamed in 2010. It brought together partnerships that had existed in the Counties of Conwy, Denbighshire, Flintshire and Wrexham. The broad aim of the network is to conserve, protect and enhance biodiversity for current and future generations. Coordination and collaboration are seen as being important to the partnership alongside other objectives that include raising awareness and the promotion of biodiversity and identifying local priorities to deliver local and regional biodiversity improvements.

Environment (Wales) Act 2016 Part 1 - Section 6
The Biodiversity and Resilience of Ecosystems Duty
Report 2022

Flintshire County Council

Introduction and Context

Flintshire County Council is a Local Authority in North East Wales. Flintshire is set between the rural counties to the west and the more developed areas of Cheshire and Merseyside, land use varies from intensive industrial development along the Dee estuary through to remote and wild areas on the Clwydian range. Over the decades, Flintshire has undergone significant transformation. The impact of development from agriculture, housing, industry and mineral extraction is significant, yet Flintshire still retains many areas that are of importance for wildlife, both urban and rural. Flintshire contains a high number of international, national and local nature conservation designations. The saltmarsh, sand dune and mudflat habitats of the Dee Estuary are not only important in their own right, but host internationally important populations of wildfowl and waders and are designated a Special Protected Area (SPA), Special Area of Conservation (SAC) and RAMSAR wetland site of international importance.

The priorities for Flintshire as a County are set by the Council and its local public sector partners. We work together as a Public Services Board (PSB) combining our resources for the benefit of Flintshire

Flintshire County Councils' Biodiversity duty plan "Supporting Nature in Flintshire" has been produced in response to the enhanced biodiversity and resilience of ecosystems duty under Section 6 of the Environment (Wales) Act 2016. The Act requires that Public Authorities must seek to maintain and enhance biodiversity so far as is consistent with the proper exercise of their functions and in so doing promote the resilience of ecosystems.

A public authority, in complying with the Section 6 duty, must have regard to:

- The Section 7 list of habitats and species of principle importance for Wales
- The State of Nature Report published by Natural Resources Wales (NRW)
- Any area statement which covers all or part of the area in which the authority exercises its functions, once these are produced.

There are strong links between the Environment Act and the Wellbeing of Future Generations Act. Complying with the Section 6 duty will help Public Authorities subject to the Well-being of Future Generations (Wales) Act 2015 to maximise their contributions to the Well-being goals.

"Supporting Nature in Flintshire" our current biodiversity plan, outlines how, as an organisation, we plan to address our biodiversity duty. "Supporting Nature in Flintshire" is a stand-alone plan which links to action in the Council Plan, Climate change strategy, Tree and urban woodland plan and Wellbeing plan. Commitment to progressing the biodiversity plan is outlined throughout these council documents. Delivery of the plan will also support achievement of outputs across these areas. Performance against the plan is monitored by the biodiversity officer and reported regularly to programme board and to the Council's Cabinet and scrutiny committees.

All actions in the plan are in line with the sustainable development principles, also known as the "5 ways of working" outlined in the Wellbeing of Future Generations Act. All major threats to nature including climate change, over-exploitation, habitat loss, and invasive species can be addressed by living more sustainably which is why action for biodiversity and the wellbeing of future generations should go hand in hand. The 'Well-being Plan for Flintshire 2017-2023' reports that those living, working and visiting Flintshire have said that: *'they place a high value on the natural environment and want to use it more for their own well-being'*.

Flintshire Biodiversity officer collaborates with Conwy, Denbighshire and Wrexham to coordinate the regional nature partnership (Bionet). This partnership works closely with national biodiversity initiatives and regional policies including Natural Resources Wales' Area Statements.

Like other Local Authorities, Flintshire County Council are under extended and continued financial pressure. It is essential that environmental initiatives are viewed holistically for the multiple benefits they provide, embraced as an opportunity to improve County wide well-being and contribute where possible towards financial resilience.

Highlights, Key Outcomes and Issues

Our 20 key actions for nature are set out over 6 objectives. Of the 20 actions 65% are categorised as having Some progress with 35% as having Good progress and 0% having No progress at all. Although categorisation has varied slightly, this compares favourably with 33% of action in the 2016-2019 plan as having Poor or No Progress.

Key Biodiversity Highlights:

Changes in management to our estate has been a key highlight since 2019. We have put the right management in place for a number of our longstanding florally diverse verges. We have created new wildflower sites through installing wildflower turf and seeding and we have increased areas of reduced mow. Perception has changed with general widespread desire for wildflower areas and specific targets in political manifestos to increase the provision. This project was initiated originally through direct member engagement with the Streetscene head of service and has successfully grown as a result of this high level commitment, strong Streetscene/Biodiversity staff collaboration and regular and effective cross department communication. There will be challenges as the project continues to expand but these are being discussed and options to ensure expansion is achievable alongside increasing resource pressures for both departments are being explored.

Our links with other groups; Since 2019 we have worked with numerous proactive community Town and community councils, environmental and community groups. We have built up good links between numerous communities and are able to plan project support as well as providing opportunistic and ad-hoc guidance, practical and financial assistance where needed. This encourages proactive community involvement in environmental initiatives and ensures communities are leading on locally desired action. A recent example of this was supporting a community age friendly and dementia group progress a native bulb and wildflower campaign within their community. Provided the increased biodiversity staffing continues we plan on working with these key proactive community members/groups further in 2023 to provide a support network and enable maximum mutual benefit from action for nature.

Integration with the Climate Change Strategy: Significant integration of biodiversity priorities within the climate change strategy has supported furthering action and helped shine a light on key internal action needed to support biodiversity. The land use theme is particularly relevant and has helped initiative conversations internally about changes in practice and land use. (detail provided under Action 16)

Benefits through social value: New social value requirements across the procurement process have been used to identify opportunities for biodiversity opportunities. Effective use of the social value requirement by FCC officers has enabled the inclusion of biodiversity feature provision by contractors within the capital building maintenance programme.

Any key enablers to biodiversity action:

Additional biodiversity staff: Revenue grant funding received in 2022 to allow increase in hours of the part time Biodiversity officer and recruitment of two additional biodiversity positions (on a 12 month fixed term basis) has been welcomed and essential. Staff provide internal guidance, prepare and deliver grant funded projects, enable statutory action, survey and monitor sites and species and educate, publicise and promote around the environment. This additional capacity will enable a proactive approach to biodiversity conservation in Flintshire.

Local Places for Nature grant funding: The Local Places for Nature programme has significantly supported and contributed to action for biodiversity across public areas managed by the Local Authority. It has facilitated initial steps to move away from a reliance on chemical pesticides and investment in machinery to support new approaches in management reducing the risk associated with these changes and facilitating behaviour transformation. Most recently it has provided revenue grant opportunities to

allow for increased staff capacity, albeit on a short term basis, which has been essential to effectively address the nature crisis, deliver grant funded projects and take a proactive approach to local nature conservation.

Statutory duty; Understanding and awareness of the duty is increasing internally and externally and with local authorities under increasing financial pressure going forward the statutory nature of the duty will be key to continued action to address it.

Notable or continuing negative impacts, and any barriers to action?

Status quo bias and endowment: Widespread concern regarding lifetime costs of natural assets, perceived associated risks, maintenance, and potential conflicting priorities are all regularly stated barriers to action and have recently resulted in significant biodiversity project failure. Existing practice, and process are consistently overvalued without consideration of the wide ranging costs of inaction and the multiple and wide ranging benefits of environmental action.

Public attitudes: Despite general approval of action for nature, there is still significant opposition to local enhancement projects due to aesthetics, personal opinion, perceived conflicts, misunderstanding or miseducation.

Short term grant funding: Whilst the significant increase in grant funding available for biodiversity projects has been welcomed, the short term timeframes are not fit for the purpose of delivering long term biodiversity impact or projects which are required to go through Local authority processes.

Statutory duty: There is a raft of legislation Local authorities must comply with. It is evident that penalties for non-compliance dictate the level of priority given to these various duties. The lack of penalties associated with the Biodiversity duty are complicit with lowering its priority across Local authorities with significantly challenged budgets.

Action Report

NRAP¹ Objective 1: Engage and support participation and understanding to embed biodiversity throughout decision making at all levels.

Action 1. Engage key departments across the Council to support implementation of the Section 6 duty



Engagement faced some delays due to the need to the focus of council operations on Covid response between 2020/21. However, the plan and an update on biodiversity action was taken to Informal Cabinet in May 2021 and Environment Scrutiny in June 2021 and supported. The 2022 report and biodiversity project progress will also be taken to Informal Cabinet, Environment Scrutiny and Full Cabinet between Oct and December 22. This process ensures an increased level of awareness of the duty and biodiversity action across the council and confirms high level scrutiny and support.

Since 2019 there has been progress in engaging some key departments across the Council. Work has expanded with our Streetscene department (additional detail in Action 13), we have worked closely with our Regeneration team to support development of linked green infrastructure projects, in particular. We are working with our capital housing projects team, have ongoing communication with social value and impact assessment staff and most recently we have engaged with staff developing and delivering the Climate Change Strategy and additional officers within forums for this programme.

Action 2 Assess existing Council plans and policies for impact on biodiversity and influence where possible

No Progress

Some Progress

Good Progress

The integrated impact assessment process now fully considers biodiversity and environmental impact, guidance documents and staff contacts accompany the assessment forms to provide additional guidance if needed by project managers.

The Biodiversity Officer attends the integrated impact assessment board as required and provides guidance as necessary. Biodiversity officer and natural environment staff attend a number of the Climate Change Strategy officer forums. Within these forums there is ongoing work to consider scope and possible impact of various internal policies on the environment, seeking opportunities to review and amend where a positive change can be made.

Action 3. Ensure high level consideration of duty in Council documents


No Progress

Some Progress

Good Progress

The Biodiversity officer and Natural Environment Department staff provide comment and input into higher level plans. Implementation of the duty now features within the Council plan and the Climate Change Strategy, in addition to the departmental service plan. The full Council Plan 21-23 can be viewed here <https://www.flintshire.gov.uk/en/PDFFiles/Council-Democracy/Council-Plan-2021-23-Final.pdf>

Figure 1. Green Priority Council Plan 21-23

| | |
|---|---|
|  Priority Green Environment | Definition The promotion, good management and protection of our green spaces to deliver multiple benefits to the environment and our residents and visitors |
| Achievement will be measured through: | |
| <ul style="list-style-type: none">• Delivering an increase in canopy cover as part of the Urban Tree and Woodland Plan - by March 2022• Enhancing the natural environment through the delivery of the Section 6 Environment Act Wales biodiversity duty - by March 2022• Developing a strategy to improve biodiversity and carbon sequestration on the agricultural estate - by December 2021 | |

Biodiversity action features significantly within the Climate Change Strategy and work within the strategy involves the review of plans and policies to assess environmental impact and opportunities, this work is ongoing. The strategy can be viewed here <https://www.flintshire.gov.uk/en/PDFFiles/Climate-Change/Climate-Change-Strategy-2022-2030.pdf>

Action 4. Ensure that environmental impact is considered through the procurement process

No Progress

Some Progress

Good Progress

The Council has a strong methodology established through our own TOMs (Themes, Outcomes & Measures) framework which uses social, economic and environmental factors within procurement operations. The joint procurement service with Denbighshire County Council allows collaboration to maximise cost and efficiency savings, this has been used within this reporting round to purchase cut and collect equipment jointly with Denbighshire.

The required social value element within the procurement process now provides an opportunity for environmental considerations and has successfully been implemented for biodiversity benefit and consistency and ensure social, economic and environmental factors are not compromised.

Additional environmental impacts and opportunities within the procurement process are being considered in detail through a specific officer group implementing the climate change strategy. This work is ongoing.

Action 5. Continue to work in partnership to coordinate the regional nature partnership (Bionet)

No Progress

Some Progress

Good Progress

Work to develop the nature partnership (Bionet), maximise its effectiveness and support collaborative conservation action across north east Wales was undertaken through the Local Nature Partnerships Cymru project (2019 – 2022). The project funded Biodiversity officer time to develop joint projects including species monitoring, conservation through spatial data use and collection and promotion/publicity activities for nature recovery including the creation of a partnership website.

In 2022 the addition of grant funded biodiversity staff across the region has allowed continued progress in terms of collaboration including; species and habitat monitoring, spatial data collection, publicity and events (social media content, greener development conference, Bionet awards, resource development). North east Wales Local authorities have also collaborated to grant fund a regional local nature partnership officer post which should be in place by 2023. This position will work across the region and lead on the coordination of the partnership, landscape scale conservation projects, develop the nature recovery action plan further and actively explore grant funding.

Action 6. Continue to develop and deliver projects with partner organisations

No Progress

Some Progress

Good Progress

This is a dynamic area of action with regularly changing grant funding opportunities and a varied range of possible project partners. We regularly have multiple projects with a variety of partner organisations. Supporting and developing these mutually beneficial partnerships is vital for successful local action for nature.

A wide range of our regional partnership projects are displayed on the Bionet nature partnership website at <https://www.bionetwales.co.uk/projects/>.

Partner organisations we've collaborated with include: Groundwork North Wales (Our Backyard, Quayscapes), North Wales Wildlife Trust (More meadows, Fruit routes, Swift recovery, Orchard projects) Amphibian and Reptile Conservation (Habitat creation). And a range of local Town and Community Councils, community and conservation groups (Habitat creation, Events)

Action 7. Continue to develop and deliver internal communication and training

No Progress

Some Progress

Good Progress

Following on from the generic biodiversity training held within the previous reporting round.

Progress has been made developing internal communication. The Biodiversity officer works closely with specific staff from Streetscene, Regeneration, Energy and Climate change and is building stronger working relationships across Capital maintenance, Education, Aura and Housing. This has provided opportunities to highlight areas where practice can be changed to benefit biodiversity for example biodiversity enhancement within play areas, biodiversity incorporation into school design and biodiversity enhancement alongside maintenance.

Training and demonstrations in specific systems and machinery have been provided to Streetscene and Countryside staff including non-chemical weed control, various cut and collect machinery and electric grounds management equipment. Communication regarding tree protection has also been circulated internally.

The re-scheduled Greener development conference coordinated by the Biodiversity officer and colleagues in the regional nature partnership will be hosted on 24th November 2022 with attendance of staff from various departments across Flintshire County Council. The conference is expected to attract 150 delegates and will promote biodiversity within design and development.

No Progress

Some Progress

Good Progress

Action 8. Continue our role in educating residents and future generations about the importance of our natural environment

Educating residents and future generations about the importance of nature is undertaken in a variety of ways.

We host a wide range of activities and events with our countryside service and conservation partners. Over the reporting period this has included bat walks and talks, site bioblitzs, recorder days, woodland and tree days, meadow events, plant walks and talks and more. Despite the disruption caused by Covid between 2020 and 2022, the Access and Natural Environment department held 114 events with 8840 beneficiaries and ran education programmes with schools engaging over 1500 pupils.

In addition to physical events which were impacted throughout Covid we have built on our virtual promotion and publicity through the Flintshire County Council Nature webpages which have been updated and the nature partnership website and social media platforms.

Within the reporting period we ran our first Flintshire Eco Champions schools programme which was completed in 2022 after facing delays as a result of Covid. The programme visited a total of 20 primary schools across the communities of Mynydd Isa, Flint, Penarlag, Lixwm, Sealand, Gwernymynydd, Brynford, Nercwys, Flint, Ewloe, Gronant and Pen -y-fford. Schools were particularly keen to take part in the programme and received 4 led sessions covering climate change, biodiversity and sustainability including a school environmental audit and pledges to take forward. Feedback from schools involved was

Objective 1: Supporting Nature in Flintshire stated:

Where we need to be in 2023:

- *Considering the impact of decisions on the natural environment across all departments as standard and ensuring that decisions seek to promote and enhance nature wherever possible.*
- *Coordinating an influential and effective Regional Nature Partnership and creating opportunities for partnership working.*
- *Our staff understand the impact they can make on the natural world and are confident to suggest change to support continual improvements towards a sustainability.*
- *Supporting and promoting a strong understanding of the importance of nature across our communities.*

Objective 1: 2023 Reporting comment

- *There is still a need to increase environmental awareness across our departments and build on our provision for departmental and role specific training. E.g. incorporating nature into all design projects at early stages.*
- *While communication and engagement internally across departments has greatly increased there is still a critical need to increase the weight given to environmental impact (and the associated multiple benefits) when assessed against other factors. There is a need for a wide range of successful case studies to demonstrate success in changes for environmental benefit and emphasise the multiple direct and indirect benefits of such projects to ensure biodiversity is valued more effectively and for the longer term in decision making.*
- *The time restricted nature of grant funding must be emphasised and appreciated when working on cross departmental grant funded projects to avoid loss of funding.*
- *There is still a significant work to do in educating our communities, dispelling myths and promoting the value of nature.*

overwhelmingly positive. The programme is a collaboration between our Energy department and Biodiversity and we will be looking to continue the programme following review in 2023.

Action 9. Continue to provide and expand our environmental volunteering opportunities

No Progress

Some Progress

Good Progress

Restrictions as a result of Covid greatly impacted on volunteering opportunities throughout 2020/2021.

We have been able to re-establish some of our volunteer species monitoring programmes but there is still work to do in expanding this. Through the nature partnership website we can now link into project volunteering opportunities with our conservation partners and we regularly promote volunteering opportunities through the nature partnership social media platforms.

Internal corporate volunteering opportunities (which are currently significantly undersubscribed) are being considered within the Climate change strategy work programme, this work is ongoing.

NRAP Objective 2: Safeguard species and habitats of principal importance and improve their management

Objective 2: Supporting Nature in Flintshire stated in the Regional Nature Recovery Action Plan for North East Wales

Where we need to be in 2023:

NO Progress

Some Progress

Good Progress

In consultation with the Regional Nature Partnership (Bionet) the Regional Nature Recovery Action Plan area have been outlined on the nature partnership website with short, medium and long term targets. This document will be online and provide evidence of change and guidance for regional conservation project priorities. It can be viewed here <https://www.bionetwales.co.uk/nature-recovery-plan/>

Objective 2: 2023 Reporting comment

We are working to the broad targets in the regional Nature Recovery Plan. However there is a need to develop the plan further.

- *We are working to the broad targets in the regional Nature Recovery Plan. However there is a need to develop the plan further.*
- *By 2023 we will have a grant funded regional nature partnership officer in place, the position will cover our Bionet area of Conwy, Denbighshire, Flintshire and Wrexham and will lead on the coordination of the regional partnership and development of the regional nature recovery plan and progress against the plan.*
- *A range of additional action is undertaken by the County Ecologist through planning consultation, protected habitat and species licencing and ecological mitigation and compliance which protects Sect 7 habitats and species. Our Countryside Services are also actively involved in the management of numerous designated sites which are managed for conservation. Going forward it would be useful to capture this information under objective 2 in addition to the Nature Recovery Action Plan work stream.*

NRAP Objective 3: Increase the resilience of our natural environment by restoring degraded habitats and habitat creation

Action 11. Green our Council estate and improve accessible green spaces for wildlife and people

No Progress

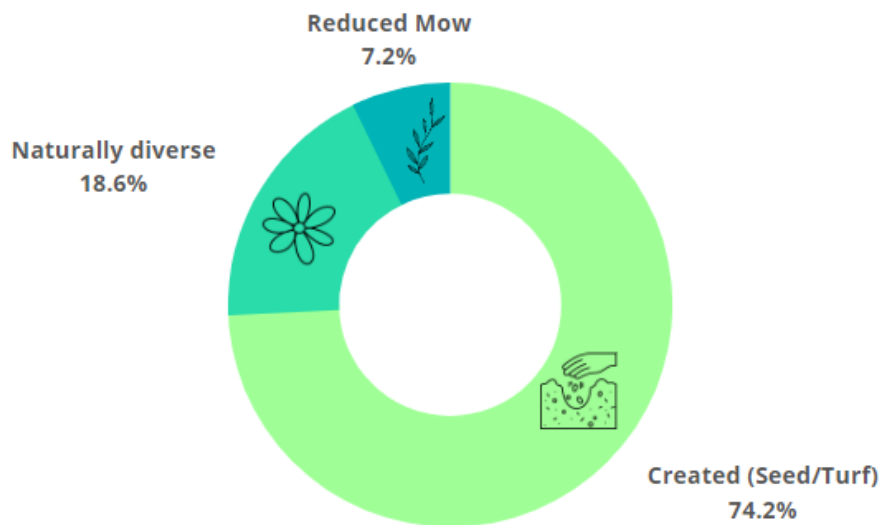
Some Progress

Good Progress

Grant funding has enabled good progress to increase wildflower areas and tree planting across our council estate, between 2019 and 2023.

This shift from conventional mown management benefits both nature and carbon emissions/sequestration while helping to improve local urban conditions through increased absorption of pollution, reducing surface water flooding, providing noise and visual barriers, increasing the value of properties and providing shade and urban cooling.

Figure 2. Shows the types of different wildflower sites we are managing, there is scope to increase reduced mow sites in particular going forward.



Action 12. Achieve Bee friendly status

No Progress

Some Progress

Good Progress

Key supporting action to work towards bee friendly status include, reduced use of chemical weed control and investment in the Foamstream system. Reduced areas of mowing, installation and continued management of wildflower areas. Incorporation of green infrastructure into new design and retrofitting into existing.

Applications for Bee friendly status were submitted for Wepre Park, Greenfield valley Heritage Park and Flintshire County Council in 2022. The applications were provisionally approved pending some further action which is in progress. We are aiming to complete this work by 2023.

Action 13. Progress our cross department Wildflower campaign

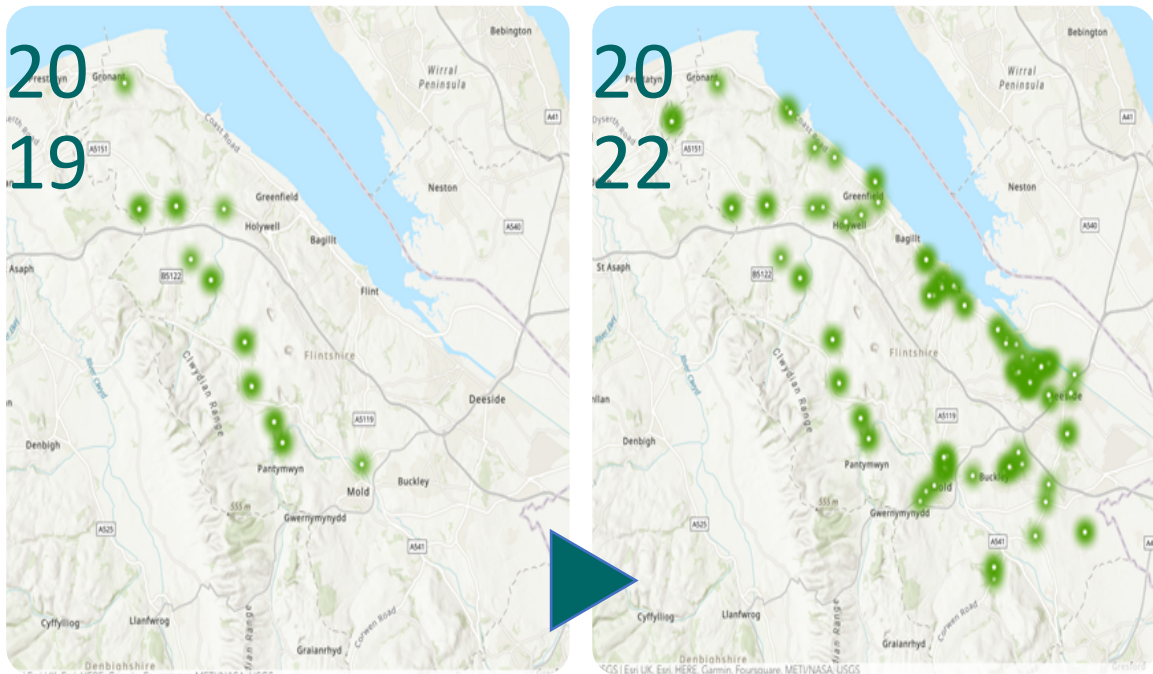
No Progress

Some Progress

Good Progress

Work with Streetscene has been positive, initial grant funding enabled additions to our historical sites in 2021 and sites have increased since then.

Figure 3. Below demonstrates the increase in sites managed for wildflower diversity across the County between 2019 and 2022



We now have 157 Wildflower sites mapped. This includes 97 sites in active management (this equates to 11.8 Ha/29 Acrs) with 43 going through consultation or installation and another 7 which are proposed.

We have also included and are expanding sites at burial grounds, contaminated land sites, active travel routes and play areas within this project. Grant funding has been instrumental in the installation and/or ongoing management of these sites with investment in required machinery to support the change in management.

The majority of our sites will not require annual re-creation as we have focussed on the creation of perennial meadows through improved management or seeding but for the small number of urban sites where we will need annual re-seeding we are exploring sponsorship options to ensure we have a sustainable funding model into the future.

Figure 4. Chart showing the increase in area of sites managed for wildflower diversity and associated departments.

Estate managed for wildflower diversity (Ha)



Streetscene

Urban green spaces, Road verges



Countryside

Parks, Countryside sites



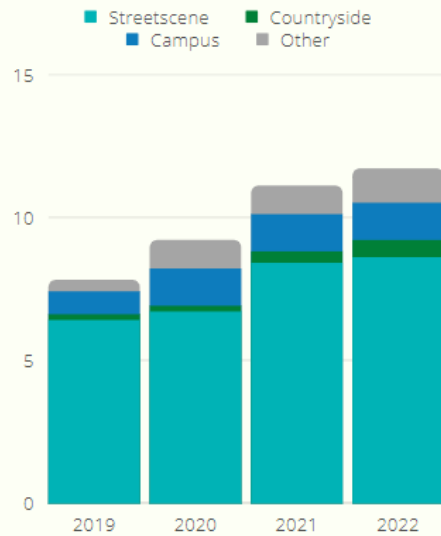
Campus

Council office estate



Other

Partner organisations



View publicity created about our wildflower work here;

<https://storymaps.arcgis.com/stories/ea6c55e884b444f8995e45bd2406f2fa>

Action 14. Progress our "Mapping to support nature recovery" project

No Progress

Some Progress

Good Progress

We started using ArcGIS mapping for internal biodiversity projects in late 2020 working collaboratively with Denbighshire County Council to target and evidence conservation action.

The mapping allows much greater functionality and efficiency in the field and has proved invaluable in mapping and recording project progress. We now have the majority of our ongoing projects mapped and have used the platform for requesting biodiversity enhancement suggestions, maps are also shared across departments to work efficiently and the platform has been used to create a range of innovative engagement and communication tools.

View a storymap about our Colour Our County project here;

<https://storymaps.arcgis.com/stories/36f5c2af7c604c339f5c06c9b7941376>

Action 15. Continue to implement the FCC urban tree and woodland strategy

No Progress

Some Progress

Good Progress

A winter programme of tree planting has been undertaken since the launch of the Urban tree and woodland plan in 2018. Although there was impact on community planting events due to Covid, business sponsorship, grant funding and partnership working enabled some progress towards increasing canopy cover in 2020.

A WG grant obtained for tree planting in 2021 supported tree planting in 2021/22 on urban greenspaces across Flintshire. An additional TWIG grant supporting the tree planting to create an extension to our largest country park, Wepre Country Park and additional grant applications are ongoing.

We have used the Outdoor Recreation Valuation tool (ORVal) to value the welfare and recreational value of habitat changes. The web application provides natural capital accounting and can be used to derive monetary measures of the value households attach to the recreational opportunities provided by those sites. Here we used it to estimate the changed value of a site after biodiversity enhancement. The tool was used for a 12ha site for grant funded woodland and grassland habitat creation. Site values before and after habitat creation were compared and demonstrated the addition of young woodland, wood pasture,

Objective 3: Supporting Nature in Flintshire stated:

Where we need to be in 2023:

- *Have a greener more biodiverse council estate which is well used and appreciated by residents.*
- *Using accessible and efficient mapping technologies to inform action, evidence change and engage residents.*

Objective 3: 2023 Reporting comment

- The success of our wildflower project is demonstrated above however, with only 1 % of our traditional UK meadow habitat left we are looking to increase the proportion of our sites which have reduced mow to support native wildflower and meadow restoration. This is more challenging in terms of public perception and aesthetic appeal but of higher biodiversity value.
- To date tree planting and wildflower area creation has focussed on generally smaller accessible sites across the highly visible soft estate within the public realm. There will be greater opportunity going forward to target larger less obvious areas of FCC landholdings but substantial work is required in identifying this land and gaining high level approval for a focus on management which will provide biodiversity and climate benefit across appropriate sites.

grassland and orchard increased the welfare and recreational value of the site by almost £250,000. There may be opportunities to expand use of this tool in the future.

Tree planting projects directly deliver themes within the NRW Area Statement including; Develop and improve urban and rural green infrastructure (and specifically increase urban tree canopy) and Increasing woodland cover for social, environmental and economic benefits for North East Wales. They also address medium and longer term targets set out in the Nature Recovery Plan targets; To Increase the extent of native broadleaf and mixed woodland and trees under favourable management and Increase native broadleaf and mixed woodland, canopy cover, connectivity and resilience in North East Wales, while contributing towards resilient ecological networks.

NRAP Objective 4: Tackle key pressures on species and habitats

Action 16. Continue to work with key departments to reduce the impact of climate change



Flintshire County Council has a published Climate Change Strategy available to view here

<https://www.flintshire.gov.uk/en/PDFFiles/Climate-Change/Climate-Change-Strategy-2022-2030.pdf>

Biodiversity staff and members of the Access and Natural Environment Department were fully involved in the development of the strategy and are now represented on the various officer forums for plan delivery.

A key land use ambition within the strategy is to increase carbon absorption and maintain biodiversity within our land assets. Areas of work covered in the strategy include; Increase the proportion of council land managed for biodiversity, Undertake a study identifying land for habitat restoration and tree planting schemes within land assets to mitigate climate change and enhance biodiversity, Audit the amount of herbicide and pesticide use on Council land assets, Increase proportion of Council land with reduced mowing, Support the increase of tree canopy cover across the county in line with the Urban Tree and Woodland Plan, Assess impacts of Ash Dieback and tree planting within Flintshire assets on canopy cover and net carbon sequestration, Increase area with reduced mowing regimes to enhance biodiversity and increase carbon storage, Strengthen the monitoring of sustainable drainage systems (SuDs) installation and quality in new developments. Work is ongoing across these areas and biodiversity staff will be actively involved in the delivery of actions within the strategy which will deliver for climate change and biodiversity.

The many areas of work outlined throughout this report will support enhance and deliver for the Climate Change Strategy in addition to the Section 6 duty.

Action 17. Promote and enable greener development



Our County Ecologist works to enable greener development across the council and ensure that important species and habitats are protected.

Our first regional conference on greener development was postponed in March 2020 due to Covid. This has now been re-scheduled for Nov 2022 with speakers from Welsh government and national experts on Green infrastructure.

As a collaborative piece of work with the nature partnership we are exploring how else we can support greener development across the north east Wales region.

Action 18. Work in partnership to limit the impact of INNs on local biodiversity

Objective 4 Supporting Nature in Flintshire stated:

Where we need to be in 2023:

- *Climate action is led, coordinated and supported by a cross departmental group*
- *Improved levels of nature consideration and inclusion across all new development*
- *We are involved in effective partnership work to minimise the impact of invasive species*

Objective 4: 2023 Reporting comment

- We have successfully integrated biodiversity action within the Climate Change Strategy, it will be essential to have widespread and high level ambition and support to ensure successful implementation of the strategy.
- While we have had historical and long term active and effective partnerships to control inns, this is an area which requires further input , the North Wales Wildlife Trust have a large regional grant funded project for INNS and it will be important to strengthen those links going forward.

No Progress

Some Progress

Good Progress

Non-native species impact and control is a significant and increasing area of work.

Biodiversity staff work in partnership across the authority particularly with Streetscene, Rights of Way, Housing and Customer services to provide advice and guidance with regard to invasive species as appropriate. Where invasive species are identified on Flintshire County Council land we will work with departments to undertake the appropriate control which is often long term treatment.

The majority of additional invasive non-native control work relies on volunteer involvement and events, these events faced cancellation and major disruption in 2020/21 due to Covid. Through collaboration with the North Wales Wildlife Trust, some management for key projects (E.g. Controlling Himalayan balsam along the River Alyn) was undertaken by their staff when it was safe to do so.

NRAP Objective 5: Improve our evidence, understanding and monitoring

Action 19. Monitor and evaluate action

No Progress

Some Progress

Good Progress

Action to date has been recorded through internal plan reporting and grant funding reports.

We also monitor biodiversity on the ground. Flintshire County Council is part of the North East Wales Great Crested Newt monitoring program, monitoring 104 ponds for their populations of Great Crested Newt annually working in partnership with Amphibian and Reptile Conservation and Natural Resources Wales.

In 2020 we began to use interactive mapping to track and evidence change in addition to the above

For Objective 5 Supporting Nature in Flintshire stated:

Where we need to be in 2023:

- *We will have a platform where we can share appropriate environmental data across the regional nature partnership.*
- *We will be able to evidence change and understand what the best action is and where and when to undertake it to focus resources we have.*
- *We will be using a spatial nature recovery action plan to inform action*

Objective 5: 2023 Reporting comment

- We have created a regional information platform through the nature partnership website, it now hosts information about the partnership, our nature recovery action plan and targets, the wide range of projects being delivered across the region and mapped habitat data. There is still work to do to broaden the spatial data available on the site. It is anticipated that the regional officer will progress this work when they are in post before 2023.
- We have seen the benefit of monitoring project progress using our spatial data, as we go forward we will be able to use this data to compare and evidence habitat change.
- Increased capacity as a result of additional biodiversity staff will allow for increased project evaluation and monitoring.

reports. This will allow a more effective level of post project monitoring. Through 2022 we have been developing our use of mapping platforms to monitor and evaluate action.

There is also a requirement to report on actions in the Council Plan through the internal system InPhase And through the Climate Change Strategy groups.

NRAP Objective 6: Put in place a framework of governance and support for delivery

Action 20. Ensure sufficient capacity and resources to comply with the duty



In 2022 the nature partnership completed a 3 year project to improve its effectiveness, visibility and sustainability. This provided the regional network needed to support local authority and other member action. Through this project the Biodiversity officer secured grant funding to increase hours to full time. In

Objective 6 Supporting Nature in Flintshire stated:

Where we need to be in 2023:

- *Have a strong and effective local and regional network which has well-coordinated and effective communication with national forums.*
- *We need a local structure which is effective, stable and supports our commitment to continued action to halt nature loss and creates a workplace where environmental consideration and nature based solutions are mainstream.*

Objective 6: 2023 Reporting comment

- Whilst we have successfully recruited two additional biodiversity members of staff, these positions are grant funded and fixed short term.
- It will be essential to extend this support and build on it through the 2023 reporting period to ensure effective delivery of growing environmental commitments for biodiversity staff.
- The recruitment of a regional nature partnership officer before 2023 will improve the regional network.

2020/2021 this was complimented by additional grant funding to contract temporary part time support to deliver specific grant funds. While this is not a long term solution it provides a short term structure for effective delivery of commitments in Flintshire.

In 2022 WG grant funding provided additional revenue funding to continue the uplift in hours of the Biodiversity officer and recruited two additional Biodiversity officers on short term temporary contracts. The key role for these positions is delivering projects under the Local Places for Nature funding plan but they will also support outcomes to fulfil our statutory duty, undertake survey and monitoring, publicity and promotion and events.

Grant revenue will also contribute towards a regional nature partnership officer who will be able to lead on regional conservation collaboration.

Review of s6 duty

Key issues regarding the operation of the s6 duty in your organisation, and the change this has engendered in delivery of biodiversity action, are outlined in the notable or continuing negative impacts, and any barriers to action section within Highlights, Key outcomes and Issues earlier in this report.

Update and review of the Section 6 plan will follow the 2023 reporting round and take into account issues and possible additions which will be reflected in an updated version published within 2023.

Mae'r dudalen hon yn wag yn bwrpasol

Supporting Nature in Flintshire

Our plan to maintain and enhance biodiversity
under the Environment (Wales) Act 2016



January
2020 -
December
2023

Foreword

Nature is in deep crisis, 2020 marks the year our nation has failed to meet almost all of the international biodiversity commitments which were set 10 years ago. The continual downward spiral in the health of our natural world demonstrates the need to change the way we live and make business decisions. The wellbeing of future generations will depend on our action now.

At Flintshire County Council serving our community is central. We know that our communities want first class local services and we want to ensure that our environment is protected and enhanced while we carry out these functions. We understand how important the health of our environment is and how closely it is linked with the wellbeing and happiness of our communities.

The Covid-19 crisis has put many public services under huge pressure but it has also highlighted to many the value of our natural world, we have all had to find new ways of working and many of these are positive for our environment and will be adopted permanently as we emerge from the crisis.

We understand at Flintshire County Council that we are in a key position and moment when we can lead the way in nature recovery and support understanding and action across our communities.

Councillor Carolyn Thomas
Deputy Leader Flintshire County Council

*Complying with
our Section 6
Biodiversity Duty
Under the
Environment Act*

*20
Actions for
nature*

*Delivering a
greener council
and supporting
community
wellbeing*



Tudalen 2014

Contents



Summary

Why is nature important and why action is needed now. Background to the plan and how it will be progressed.



Why do we need a plan

What compliance looks like and links with other legislation, plans and policies



Why do we need to support nature in Flintshire

What we have in Flintshire, Grassland and Commons, Woodlands and trees, Rural and urban green infrastructure and protected sites.



How will we measure progress

The many ways that action will be monitored.



Action to support nature in Flintshire

20 Actions for nature set out under objectives 1 to 6 of the National Nature Recovery Action Plan.



References and Further information

Summary

Nature is our planet's life support system and consequently essential for human survival. Our natural environment provides our food, water, air, building materials, medicines and landscape. Biodiversity is the variety of life on earth and biodiversity loss continues as a direct result of human impacts, through habitat loss and degradation, over exploitation, pollution, climate change and invasive non-native species.

Welsh Government recognise all the benefits that are provided by plants, animals microorganisms and the places where they live and are aiming to reverse the decline of biodiversity in Wales with a ground breaking new framework of legislation.

As a Local Authority we have a duty to function sustainably and lead by example to protect and enhance our natural environment. Flintshire County Council have many areas of responsibility which can impact on the natural environment and we have the authority to ensure we function in a way which ensures the protection and recovery of nature. This way of working goes hand in hand with effective action against climate change.

To meet the challenge of reversing the decline in biodiversity it is essential that we act now and ensure as a local authority we meet the needs of the present without compromising the ability of future generations to meet their own needs.

Wales did not meet the 2010 biodiversity targets

Globally we will fail to deliver the 2020 targets



Between 2002 and 2008 less than half of our most important SPECIES IN WALES were considered stable or increasing

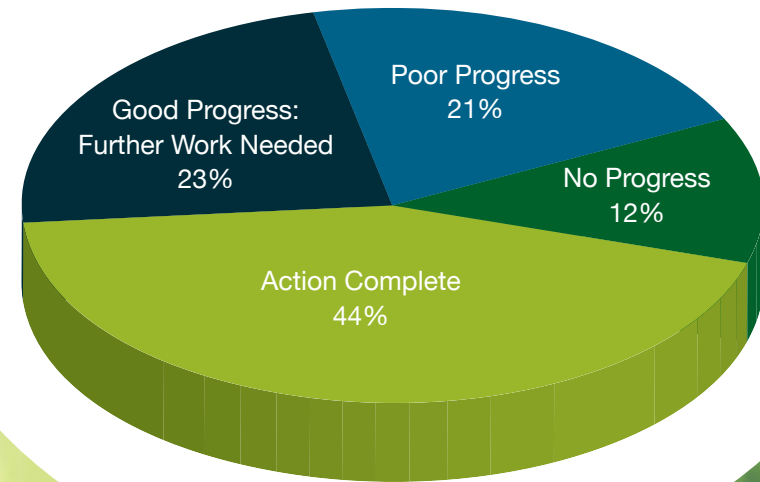
2016-19 Biodiversity Section 6

Plan progress report: Dec 2019

Supporting Nature in Flintshire is our second plan for maintaining and enhancing biodiversity in Flintshire. We made good progress in 67% of the target areas under our 2016-2019 plan and are progressing our work in 2020 in a stronger position having continued to secure a number of grants for action for nature and to increase our Biodiversity Officer position to full time. Flintshire have been instrumental in ensuring the continuation of the Regional Nature Partnership (Bionet) which will be an essential tool in the development of a Local Nature Recovery Action Plan, in implementing targets from the National Nature Recovery Action plan, priorities from the Area Statements and wellbeing objectives.

Our plan is ambitious. It will involve working across council departments, driving change which will have multiple benefits and promoting new ways of thinking and working. There will be particular links with the Carbon reduction program and the emerging priority area of climate change.

Tudalen 203



Adobe Stock

Why do we need a plan?

Supporting Nature in Flintshire has been produced in response to the enhanced biodiversity and resilience of ecosystems duty under Section 6 of the Environment (Wales) Act 2016.

The Act requires that Public Authorities must seek to maintain and enhance biodiversity so far as is consistent with the proper exercise of their functions and in so doing promote the resilience of ecosystems.

To comply with the Section 6 duty, a Public Authority must have regard to:

- The Section 7 list of habitats and species of principle importance for Wales
- The State of Nature Report published by Natural Resources Wales (NRW)
- Any Area Statement which covers all or part of the area in which the authority exercises its functions, once these are produced
- and**
- Must prepare and publish a Sect. 6 delivery plan and report on plan progress every 3 years

Supporting Nature in Flintshire outlines how, as an organisation, we plan to address our biodiversity duty under the Environment (Wales) Act 2016.

There are strong links between the Environment

(Wales) Act 2016 and the Well-being of Future Generations (Wales) Act 2015.

All major threats to nature including; climate change, over-exploitation, habitat loss, pollution, land management and invasive species can be addressed by living more sustainably which is at the heart of the Well-being of Future Generations (Wales) Act 2015.

Complying with the Section 6 duty will help us maximise our contributions to the Well-being goals and will also support delivery of other key plans and policies. Linked national, regional and local legislation, plans and policies are outlined below.

| National | Regional | Local |
|---|-----------------------------|-------------------------------------|
| Well-being of future generations (Wales) Act 2015 | Area Statements | Council Plan 2020 -2023 |
| Environment (Wales) Act 2016 | Nature Recovery Action Plan | Well-Being Plan |
| Nature Recovery Action Plan for Wales | | Carbon Reduction Programme |
| Climate Emergency Declaration | | Urban Tree & Woodland Plan |
| Action Plan for Pollinators | | Environment & Sustainability Policy |



Why do we need to support nature in Flintshire?

Flintshire is a county of contrasts. Set between the rural counties to the west and the more developed areas of Cheshire and Merseyside, land use varies from intensive industrial development along the Dee estuary through to remote and wild areas on the Clwydian range. The moorland, coast and woodland are important to all who live, work and visit the County.

The Clwydian Range, designated Area of Outstanding Natural Beauty, lies in the west of Flintshire, here Coniferous forests are prominent and although areas are managed for agriculture, much of it is still covered by a mosaic of heath, heather and gorse. Our only areas of deep peat in the county are in the Clwydian range. Peatland habitats can play an important role in water management, slowing down flood waters and naturally reducing flood-risk downstream. By slowly releasing water during dry periods, peatland helps to reduce the impact of droughts on water supplies and on river and stream flows.

Nature is being lost across the whole of Wales and Flintshire is no exception. Over the decades, Flintshire has undergone significant transformation.

Impacts are evident on our Dormouse population where average positive survey records across our sites has reduced by 94% indicating a population which has plummeted. Another small mammal the water vole is the UK's fastest declining mammal and in Flintshire is now only found in specific pockets of suitable habitat.

The widespread loss of natural habitats through development, agriculture, housing, infrastructure, industry and mineral extraction is significant and there are new threats including pests and diseases such as Ash Dieback which is likely to greatly impact on the Ash trees across the County.

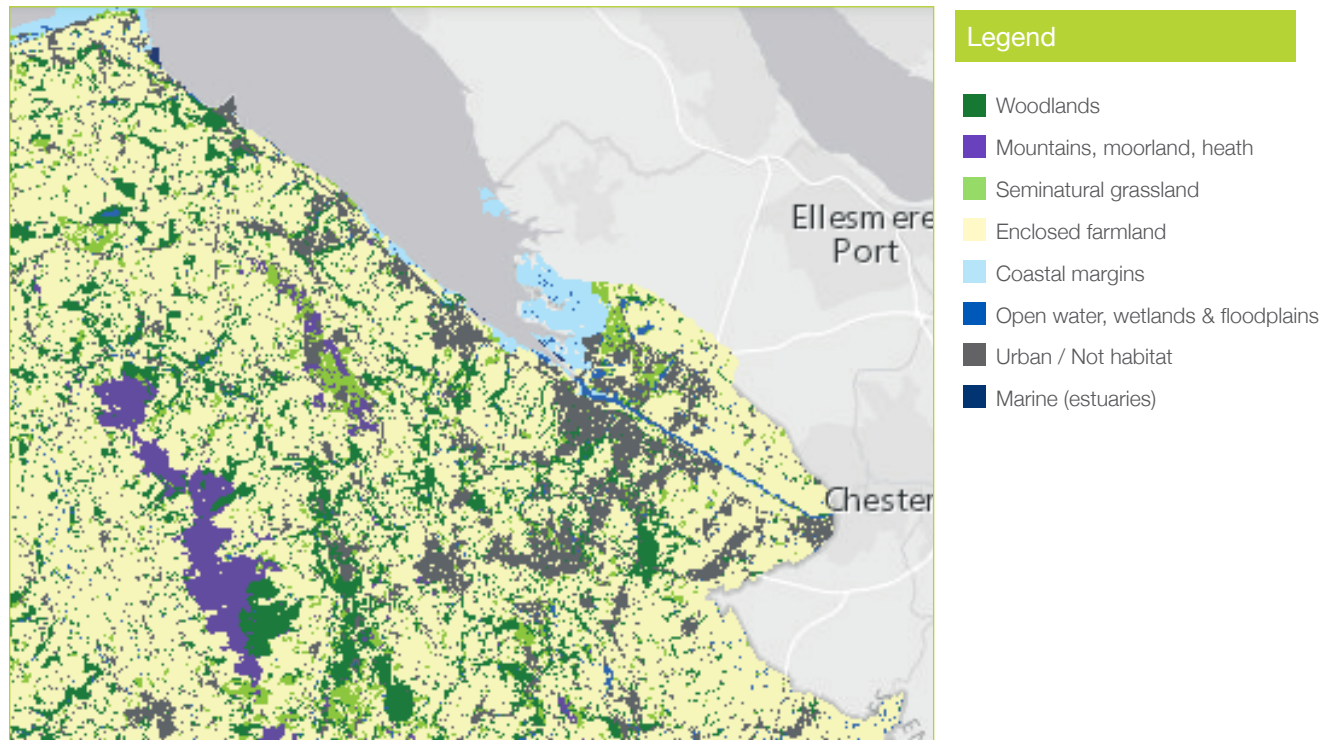
Despite this Flintshire does still retain many places that are of importance for wildlife in urban and rural areas and there is now more evidence than ever, that these natural places are also incredibly important for human well-being.

The Well-being Plan for Flintshire reports "that people living, working and visiting Flintshire, place a high value on the natural environment and want to use it more for their own wellbeing"



Nature in Flintshire

The broad distribution of habitats in Flintshire is shown in the map below.



Natural Resources Wales

<https://envsys-ltd.maps.arcgis.com/apps/MapSeries/index.html?appid=f8741b82f4974486ae3ad0ddd8285692>

Grassland and Commons

Many of the commons within Flintshire are important for wildlife. The Halkyn Common Special Area of Conservation (SAC) was formed over glacial deposits and 350 million year old limestone, creating a unique habitat and the largest resource of Calaminarian grassland in Wales. Nationally uncommon species such as the lead-tolerant spring sandwort are abundant as a result of the long history of metalliferous mining in the area.

The commons in the more urban areas also provide important diverse habitats. The network of ponds, wetland and scrub areas on Lower Common, Buckley are particularly important as breeding sites for frogs and newts and form part of the Deeside and Buckley Newt Sites SAC.

Flintshire is one of the key counties in Wales for the Great crested newt, they will often favor rural farm ponds, old quarries and derelict land in urban settings.

Award winning mitigation at a development site in Buckley has increased the Great Crested Newt Population on site by over 1000%

Tudalen 207

Woodlands and Trees

Woodlands cover 8.8% of the county, well below the Wales average of 14%. It is characterised by small blocks of farm woodland and some rural estates, as well as larger forest blocks, such as Nercwys and Moel Famau in the south of the county. Woodland forms an important habitat component in the wider countryside and within protected sites. For example Alyn Valley Woods SAC which follows the river Alyn from Loggerheads to Rhydymwyn is designated for its broadleaved woodland on limestone and wet alder woodland. Much of the Deeside and Buckley newt sites SAC is woodland which is important terrestrial habitat for Newts and Wepre Woods in Connahs Quay is designated for the sessile oak woodland present.

In 2018 we launched our Urban tree and woodland plan, the plan sets a target of achieving an urban canopy cover of 18% by 2033, an increase from the current 14.5%, the seventh lowest in Wales. It's a 15 year plan which sets out an integrated approach to planting on all types of council land.

Tree planting and natural regeneration (where appropriate) will be an important part of creating resilient ecological networks. It is essential that "The right tree in the right place" policy is followed when planning tree planting. This will prevent any loss of other important habitats (such as wetland or grassland) and will ensure that the trees provide maximum benefit into the future.

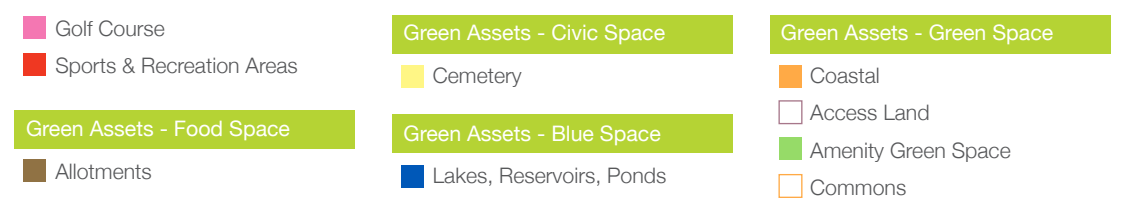
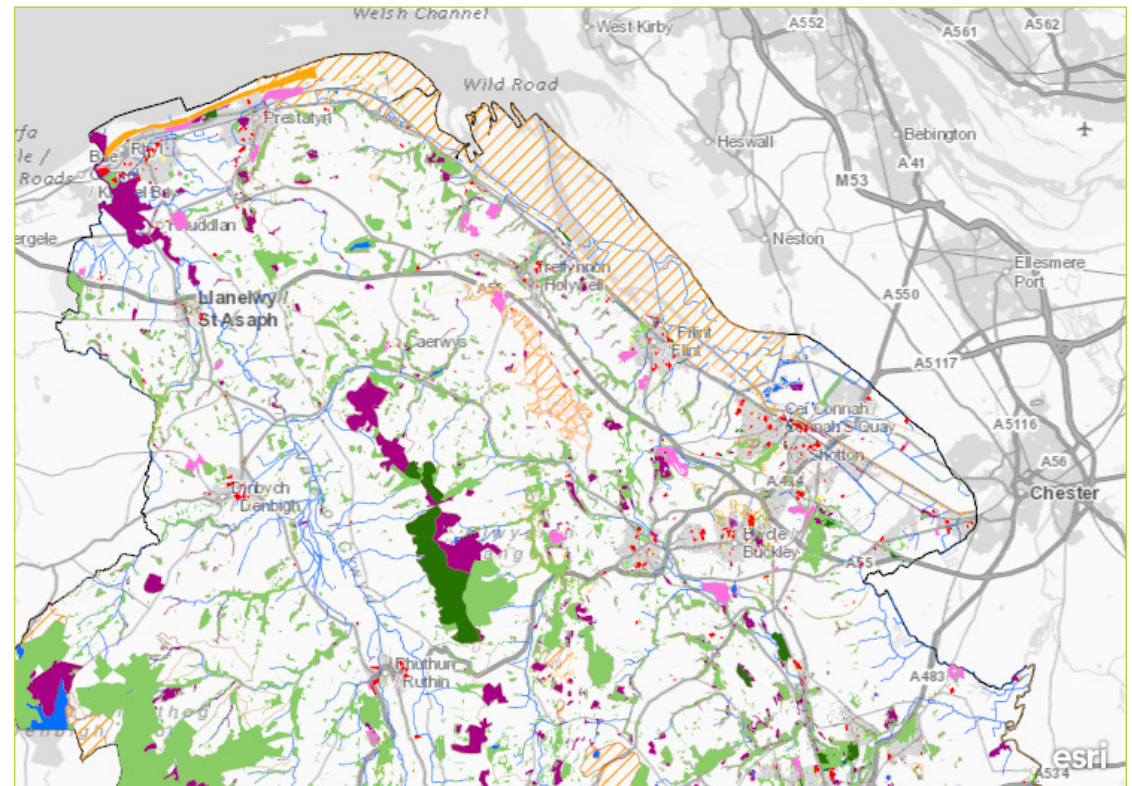


*In the year
2019/2020
we planted
over 6000
trees*

Rural and Urban Green Infrastructure

There are many undesignated sites and scattered fragments of habitats which have nature conservation value and are essential for nature. This forms our green infrastructure. It includes streams and small pockets of wet woodlands, old hedgerows, acting as corridors for wildlife in otherwise species-poor fields; ancient woodlands hosting hundreds of species including bluebells. Combined these habitats provide for our more common and rare species such as Sand Lizards, Natterjack toads, Bats, Dormice, Otter, Great Crested Newts and thousands of wading birds on the Dee Estuary.

Most urban areas within the County incorporate informal 'green space' which is important for wildlife and recreation. Many of these are the legacy of old industrial or mineral workings which have developed natural flora and are the home for numerous insect species. Greenfield Valley, Holywell and Wepre Park, Connah's Quay are particularly valuable 'wild spaces'. The map to the right shows the different types of urban green infrastructure across Flintshire.



Protected Sites

Flintshire contains a high number of international, national and local nature conservation designations.

Interest (SSSIs) and over 300 locally designated wildlife sites.

The saltmarsh, sand dune and mudflat habitats of the Dee Estuary are not only important in their own right, but host internationally important populations of wildfowl and waders and are designated internationally as Special Protected Area (SPA), Special Area of Conservation (SAC) and RAMSAR wetland site of international importance. Other internationally designated sites include the Alyn Valley Woods SAC, Deeside and Buckley Newt Sites SAC and Halkyn Mountain SAC.

These contain sensitive habitats including coastal and floodplain grazing marsh (5% of the welsh resource), Lowland Calcareous grassland (17% of the welsh resource), Saltmarsh (12% of the welsh resource) heathland, reedbeds, calaminarian grassland, ponds and coastal sand dunes .

In total the County hosts over 23 Sites of Special Scientific

Tudalen 210

We have 23 nationally protected sites (SSSIs) in Flintshire Crested Newt Population on site by over 1000%

The last review of sssi in flintshire highlighted that 68% were in unfavourable condition

How will we measure progress?

Progress against the plan will be formally reported to Welsh Government after every three year period with a report published on our website. This is dictated by the Environment (Wales) Act 2016.

Due to the cross cutting and integrated nature of the plan and the fact that the plan will deliver objectives for a number of Council areas, action under this plan will be measured and reported through a number of additional methods.

Regular progress reports will be received by the Flintshire County Council Environment working group. Actions will be reported quarterly through the Welsh Government funded Local Nature Partnership Cymru project. Flintshire County Council also sit on the Welsh Government Section 6 Task and Finish Group so action will be reported directly to Welsh Government at these meetings. Action will also contribute to the quarterly Council Plan reporting and reporting for the Well-being objectives.

Action will be measured by the outcomes produced, production of documents, the mapping of environmental assets or the mapping of change. Electronic survey methods and attendance and feedback from events and activities will also be used where appropriate.



Action to support nature in Flintshire

Actions in this plan are structured under the Welsh Governments National Nature Recovery Action Plan objectives, this is in line with guidance from Welsh Government.

All actions are in line with the sustainable development principles also known as the “5 ways of working” outlined in the Well-being of Future Generations (Wales) Act 2015.

- Long term
- Prevention
- Integration
- Collaboration
- Involvement

There will often be some overlap between the actions and objectives of various national and local plans and we work to ensure that these work streams complement each other.

Some of the actions in Supporting Nature in Flintshire, do directly link to the Council Plan and Wellbeing objectives. Where actions directly deliver for these plans it is indicated by the symbols below. Additionally much of our work is grant funded and can be a legal requirement but where specific actions in this plan are statutory or grant funded (For part of the plan duration) it is also highlighted.

- ST** Statutory
- CP** Council Plan
- WB** Well-being Plan
- GF** Grant Funded



Objective 1: Engage and support participation and understanding to embed biodiversity throughout decision making at all levels

Current challenges:

Corporate change is needed to alter the impact of our actions on the natural world, ensuring the value of our natural world is recognised and understood will help initiate this change. As a public body we have the ability to influence how our own estate is managed, our residents understanding of the issue and our own processes and policies.

In Flintshire the large businesses and industrial areas highlight the need for private companies to also be performing sustainably and fully engaged in conservation objectives. There are many good examples of links between businesses and conservation work in Flintshire. These partnerships need to be built on and promoted. It is essential that biodiversity is considered and incorporated into design and discussions at an early stage to ensure our landscape can be both economically and environmentally prosperous.

Where we need to be in 2023:

- Considering the impact of decisions on the natural environment across all departments as standard and ensuring that decisions seek to promote and enhance nature wherever possible.
- Coordinating an influential and effective Regional Nature Partnership and creating opportunities for partnership working.
- Our staff understand the impact they can make on the natural world and are confident to suggest change to support continual improvements towards a sustainability.
- Supporting and promoting a strong understanding of the importance of nature across our communities.

Action 1 Engage key departments across the Council to support implementation of the Section 6 duty.

Action 2 Assess existing Council plans and policies for impact on biodiversity and influence where possible.

Action 3 Promote high level consideration of duty in Council documents.

Action 4 Ensure that environmental impact is considered through the procurement process.

Action 5 Continue to work in partnership to coordinate the regional nature partnership (Bionet) **GF**.

Action 6 Continue to develop and deliver projects with partner organisations and businesses.

Action 7 Continue to develop and deliver internal communication and training.

Action 8 Continue our role in educating residents and future generations about the importance of our natural environment.

Action 9 Continue to provide and expand our environmental volunteering opportunities **WB**.

*Over 2500
people
attended our
environmental
events in
2019*

Objective 2: Safeguard species and habitats of principle importance and improve their management

Current challenges:

Since 1970 in the UK 41% of species have decreased. In Wales we have seen changes where wildlife is found: 30% is found in fewer places. Across the whole of Wales protected areas are generally small and fragmented and are therefore vulnerable to management changes and the influence of surrounding land use. The last review 68% of SSSIs were in unfavourable condition and 71% of assessed habitat features are judged to be in unfavourable condition.

There are strong development pressures around important habitats in Flintshire and key European Great Crested Newt sites. The future of the species in Flintshire will be dependent on maintaining habitat connections through the developing landscape this is also vital for retaining a landscape and ecosystems which will be resilient in a changing climate.

Where we need to be in 2023:

- Have an effective, innovative and collaborative Nature Recovery Action Plan

Action 10 Publish a Nature Recovery Action Plan to inform and guide action for species and habitats of principle importance across Flintshire **GF**



Objective 3: Increase the resilience of our natural environment by restoring degraded habitats and habitat creation

Current challenges:

There are numerous issues which may undermine the resilience of our ecosystems; pressure from development for industry, housing and infrastructure, lack of available land that owners are willing to leave wild/enhance for nature. The spread of invasive non native species. Social pressures such as off-road motorcycling and anti- social behaviour including littering and fly tipping all place additional pressure on our ecosystems and their ability to cope with change.

Restoring, expanding and improving the condition of our natural habitats, as well as incorporating natural space into our new development is the key to making them more resilient and able to deliver a wider range of social, economic and environmental benefits.

Where we need to be in 2023:

Have a greener more biodiverse council estate which is well used and appreciated by residents.

Using accessible and efficient mapping technologies to inform action and evidence change

Action 11 Green our Council estate and improve accessible green spaces for wildlife and people **CP WB**

Action 12 Achieve Bee friendly status **CP**

Action 13 Progress our cross department Wildflower campaign **CP**

Action 14 Progress our “Mapping to support nature recovery” project **GF**

Action 15 Continue to implement the FCC Urban tree and woodland strategy **CP**



Objective 4: Tackle key pressures on species and habitats

Current challenges:

Climate change is one of the biggest threats to biodiversity. Impacts are already being seen across our species. Migratory birds are arriving and laying eggs earlier for example swallows are arriving 15 days earlier today than they did in the 1960s. The availability of sand eels has reduced which are a key food source for our sea birds. On average 10-12 new non native species become established in the UK each year and up to 20% of these can have serious adverse impacts. Pests and diseases also threaten our native species, The disease Ash dieback continued intensification of land management and urbanisation also have a dramatic impact on our nature.

Where we need to be in 2023:

- Climate action is led, coordinated and supported by a cross departmental group
- Improved levels of nature consideration and inclusion across all new development
- We have implemented planned ash dieback action and where possible minimised negative impacts on local nature
- We are involved in effective partnership work to minimise the impact of invasive species

Action 16 Continue to work with key departments to reduce the impact of climate change **CP WB**

Action 17 Promote and enable greener development **WB**

Action 18 Work in partnership to limit the impact of INNs and pests and diseases on local biodiversity



Objective 5: Improve our evidence, understanding and monitoring

Current challenges:

Our data on local regional and national species and habitats is limited and we do not have the capacity, time or resources to undertake complete habitat and species audits. Data is poorly shared between organisations which leads in inefficient working and missed opportunities. We need to focus on halting the decline of nature and we need to improve local action through effective monitoring and evidencing of project action.

Where we need to be in 2023:

- We will have a platform where we can share appropriate environmental data across the regional nature partnership.
- We will be able to evidence change and understand what the best action is and where and when to undertake it to focus resources we have.
- We will be using a spatial nature recovery action plan to inform action

Action 19 Monitor and evaluate action **ST**



Objective 6: Put in place a framework of governance and support for delivery

Current challenges:

Like many other public bodies we have work to do in raising the profile of the environment across our depts. We recognise that work is needed to embed environmental consideration and we will look to incorporate the environment across Local Authority policy and documents to allow consistency and clarity on our commitments to nature recovery.

Where we need to be in 2023:

- Have a strong and effective local and regional network which has well-coordinated and effective communication with national forums.
- We need a local structure which is effective, stable and supports our commitment to continued action to halt nature loss and creates a workplace where environmental consideration and nature based solutions are mainstream.

Action 20 Ensure sufficient capacity and resources to comply with the duty



References

- State of Nature Report 2019 <https://nbn.org.uk/stateofnature2019/>
- Flintshire County Council Council Plan <https://www.flintshire.gov.uk/en/Resident/Council-and-Democracy/Council-Plan.aspx>
- Flintshire County Council Well-being Plan <https://www.flintshire.gov.uk/en/Resident/Council-and-Democracy/Council-Plan.aspx>
- Flintshire County Council Urban tree and woodland Plan <https://www.flintshire.gov.uk/en/PDFFiles/Countryside--Coast/Tree/Urban-Tree-and-Woodland-Plan.pdf>
- North East Wales Green Infrastructure map: Cofnod 2018: Not published
- Broad habitat mapping: Natural Resources Wales <https://envsys-ltd.maps.arcgis.com/apps/MapSeries/index.html?appid=f8741b82f4974486ae3ad0ddd8285692>
- Welsh habitat targets disaggregation report CCW 2007

Further Information

Fudalen 219

- For the full text of the Environment (Wales) Act 2016: <http://www.legislation.gov.uk/anaw/2016/3/contents/enacted>
- For guidance documents see: <https://www.biodiversitywales.org.uk/Environment-Wales-Act>
- For the full text of the Well-being of Future Generations (Wales) Act 2015: <http://www.legislation.gov.uk/anaw/2015/2/contents/enacted>
- For guidance documents see: <https://futuregenerations.wales/about-us/future-generations-act/>
- For further information on the Environment (Wales) Act 2016 Section 6 duty: <https://www.biodiversitywales.org.uk/Section-6>
- For further information about the Environment (Wales) Act 2016 Section 7 Habitats and Species of principle importance for conservation: <https://www.biodiversitywales.org.uk/Environment-Wales-Act>
- Find the Regional Nature Partnership (Bionet) on social media at <https://www.facebook.com/NEWBioNet/> and <https://twitter.com/newbionet>



Mae'r dudalen hon yn wag yn bwrpasol

Eitem ar gyfer y Rhaglen 14



CABINET

| | |
|------------------------|---|
| Date of Meeting | Tuesday, 22 nd November 2022 |
| Report Subject | Shared Prosperity Fund |
| Cabinet Member | Cabinet Member for Climate Change and Economy |
| Report Author | Chief Officer (Planning, Environment and Economy) |
| Type of Report | Operational |

EXECUTIVE SUMMARY

The Shared Prosperity Fund (SPF) will deliver £2.5bn of investment until March 2025 across the UK. The aim of the programme is “to build pride in place and increase life chances”. United Kingdom (UK) Government have allocated £126m to North Wales to deliver the programme between 2022/2023 and 2024/2025, with £10.8m allocated to Flintshire for the core programme.

This report provides an update on the development of the programme management infrastructure, both locally and regionally, and sets out recommended priorities for the programme, as well as criteria by which projects seeking funding through the programme will be assessed.

Finally, the report provides a broad update on the strategic Council projects that are under development in readiness for the programme.

RECOMMENDATIONS

| | |
|---|---|
| 1 | Members are asked to note the progress made in developing the SPF programme both regionally and locally. |
| 2 | Members are asked to review and approve the broad outline of the structures and processes to be used to deliver the programme and delegate authority to the Chief Officer (Planning, Environment and Economy) and the Cabinet Member for Climate Change and Economy to amend and finalise these as needed, once the approval for the programme has been received from UK Government and final terms and conditions are available. |

| | |
|---|---|
| 3 | Members are asked to review and approve the proposed outline uses of 2022/2023 funds by the Council and the proposed projects under development for subsequent years, and delegate authority to the Chief Officer (Planning, Environment and Economy) and the Cabinet Member for Climate Change and Economy to finalise these once the approval for the programme has been received from UK Government. |
|---|---|

REPORT DETAILS

| | |
|-------------|---|
| 1.00 | EXPLAINING THE SHARED PROSPERITY FUND |
| 1.01 | The guidance for the Shared Prosperity Fund (SPF) programme was released on 13 April 2022. The programme is to be managed by local government across the UK. Funding is allocated to local government and no competitive bids are expected. A regional Investment Strategy setting out the approach to delivering the programme in North Wales was submitted to UK Government on 1 August 2022. UK Government have given no clear indication of when investment strategies will be approved. |
| 1.02 | <p>The Shared Prosperity Fund will deliver £2.5bn of investment until March 2025 across the UK. The aim of the programme is “to build pride in place and increase life chances”. The investment priorities set by UK Government are:</p> <ul style="list-style-type: none"> • Community and Place - Strengthening our social fabric and fostering a sense of local pride and belonging. To build resilient and safe neighbourhoods. • Supporting Local Business - Creating jobs and boosting community cohesion by supporting local businesses. Promoting networking and collaboration and stimulating innovation and growth. Targeted support to help businesses grow - e.g. innovation, productivity, energy efficiency, low carbon and exporting. • People and Skills - Boosting core skills and support adults to progress in work. Supporting disadvantaged people to access the skills they need. Funding local skills needs and supplementing local adult skills provision. Reducing levels of economic inactivity and supporting those furthest from the labour market. <p>In addition to this “core” programme, there is funding to deliver the Multiply programme which is targeted solely towards accredited training for adult numeracy. There are ongoing discussions with UK Government, Welsh Government and the Welsh Local Government Association about this latter programme as the criteria are felt to be overly restrictive and adult numeracy is a devolved area with existing Welsh Government programmes already in place.</p> |
| 1.03 | UK Government have indicated the following allocations for Flintshire: Core programme 2022/2023 - £1,271,226.72 |

| | |
|------|--|
| | <p>2023/2024 - £2,753,521.03 2024/2025 - £6,815,430.26 Total - £10,840,178.00</p> <p>Multiply programme (described above) - £2,262,755 over the same period.</p> <p>The programme will be administered by Gwynedd County Council on behalf of the six North Wales local authorities, but the final decision on the allocation of funds locally will rest with each Council.</p> |
| 1.04 | <p>In preparation for the submission of the Investment Strategy, each local authority held consultation events locally to identify priorities for the programme. In addition, regional events were held to identify regional skills and employment priorities. The local priorities identified by stakeholders were:</p> <ul style="list-style-type: none"> • Support for town centre regeneration and street markets • Creating and improving green spaces and green infrastructure • Support for local arts, cultural, heritage and creative activities • Investment in capacity building and infrastructure support for local civil society and community groups • Contributing to tackling cost of living crisis • Improving digital infrastructure • Improving tourist facilities • Support for business innovation, learning and decarbonisation • Supporting social businesses • Providing support to those furthest from labour market • Meeting local business skills needs • Support for young people post-Covid • Tackling mental ill-health <p>These priorities are consistent with the priorities of the Council Plan and the Flintshire Wellbeing Plan.</p> <p>It is proposed that, during the assessment process outlined below, projects that address these are prioritised for investment.</p> |
| | <p><u>Delivering the Shared Prosperity Fund programme</u></p> |
| 1.05 | <p>Gwynedd County Council have been nominated as the lead accountable body for the programme in North Wales. In advance of UK Government approval for the programme, officers from the six authorities have been preparing the systems needed to allocate and manage funds from the programme.</p> |
| 1.06 | <p>It is intended that, in line with UK Government expectations, most funds allocated through the programme will be issued through open and competitive bidding processes where potential project sponsors submit their proposals for consideration.</p> <p>Councils also have the ability within the programme to directly spend money without going through this process, but it is intended that is reserved for four scenarios:</p> <ol style="list-style-type: none"> 1) Approval for the programme will be received very late in this financial year. It is therefore proposed that the Council directly |

| | |
|------|---|
| | <p>spends 2022/2023 funds without a competitive process to avoid underspending the allocation.</p> <p>2) If insufficient proposals are received through the open call for proposals then the Council could opt to directly deliver projects to avoid programme underspends in 2023/2024.</p> <p>3) If the proposals received do not cover some of the priorities identified above then the Council could develop projects for direct delivery to fill the gap in provision.</p> <p>4) If an urgent and strategically vital project were identified, the Council could choose to allocate uncommitted programme funds to its delivery.</p> |
| 1.07 | <p>It is intended that the project selection process will only support larger strategic projects. Across North Wales, even an average project value of £1m would still result in 120 projects to be administered which would require most of the available programme management resource. To enable a wider benefit for the programme, potential applicants will be asked to consider creating grant schemes within their strategic projects which would allow smaller voluntary groups and businesses to apply for support. This will reduce the administrative demands upon smaller organisations accessing the programme.</p> |
| 1.08 | <p>The final decision on all project allocations will rest with each local authority. In line with UK Government expectations, each County will have a multi-agency partnership (or panel) to advise on the selection of projects and the management of the programme. In Flintshire, it has already been agreed at Cabinet that the Economic Recovery Group will act in this capacity and the membership and terms of reference of the group has been amended to enable it to fulfil this role.</p> |
| 1.09 | <p>The detailed criteria and processes to approve allocations of funding are being developed both locally and regionally. The criteria and processes will need to be amended over time based on programme management requirements.</p> <p>It is expected that each project proposal will need to demonstrate:</p> <ul style="list-style-type: none"> • its ability to meet the UK Government criteria for the programme and deliver outcomes from the programme framework; • fit with local needs and that it will complement and not duplicate existing local provision; • thorough engagement with local stakeholders and potential beneficiaries; • its contribution to meeting the strategic needs of the area as set out in the Council Plan, Wellbeing Plan and other relevant strategies; • deliverability within the short timeframe for the programme; • the experience and capability of the project sponsor; • an ability to identify and manage risks effectively; • value for money, match funding availability and confirmation that the project can't be funded elsewhere; |

| | |
|------|--|
| | <ul style="list-style-type: none"> • that UK Government subsidy control regulations can be complied with; and • that delivery will take account of equality duties, the Welsh language and environmental good practice. <p>Due to the relatively small scale of the programme it is proposed that large capital build projects, although technically eligible, are not supported. Capital expenditure as a smaller element within a wider revenue-based project should be accommodated as should projects which disburse small capital grants or works across multiple communities, groups or businesses.</p> |
| 1.10 | <p>Council officers will operate the final assessment process for projects in Flintshire, with the Economic Recovery Group acting in an advisory capacity. The approval processes will operate in a co-ordinated manner across North Wales to ensure consistency and to enable projects wishing to operate in more than one county, especially those addressing skills and employment needs, to receive approval through a prompt and joined-up process.</p> <p>The Council will need to demonstrate the appropriate separation of roles between the officers undertaking the competitive assessment process for projects and those acting as project sponsors for Council projects.</p> |
| 1.11 | <p>Reports will be brought to Cabinet and Scrutiny Committee on a six monthly cycle to highlight the allocation and expenditure of the programme, progress towards achieving targets and any significant risks and issues arising.</p> |
| | <p><u>Council projects</u></p> |
| 1.12 | <p>As highlighted above, the constrained timescale for the programme in 2022/2023 will make it challenging to deliver projects without risking underspending the finance allocated to this year. It is therefore intended that the Council will directly deliver projects in 2022/2023 to ensure that the funding allocated is used effectively.</p> <p>Projects to be delivered this year will still require endorsement from the Economic Recovery Group and will need to demonstrate their fit with the programme, with the priorities arising from the local consultation and with the strategic needs of the County.</p> <p>Projects are expected to include:</p> <ul style="list-style-type: none"> • regeneration activity in towns and in its coastal area; • support for businesses and community groups to reduce energy use; • measures to reduce the impact of the cost of living crisis on residents; and • assistance for young people with increased educational support needs post-Covid and for them to enter employment; |
| 1.13 | <p>The Council can bid for funding for projects for 2023/24 and 2024/2025 through the same competitive process as other organisations.</p> |

| | |
|------|---|
| | <p>Development of potential projects is currently underway and is expected to include strategic projects to:</p> <ul style="list-style-type: none"> • further develop the Flintshire Coast Park; • support young people with education, employment and mental health; • support businesses and community groups to reduce their energy use and increase business skills to use new technologies and to network and learn together; • invest in the visitor economy infrastructure and support the use of heritage and cultural assets by local people and visitors; • improve digital connectivity for rural communities and for community facilities; and • invest in town centre regeneration and the development of markets. |
| | <u>Next steps</u> |
| 1.14 | UK Government approval of the programme is still awaited which adds uncertainty to the plan to implement it regionally and locally. The intention is to have programme documentation and processes ready for release in November/December so that projects can be invited, assessed and approved ready for the start of 2023/2024. |

| | |
|-------------|---|
| 2.00 | RESOURCE IMPLICATIONS |
| 2.01 | Four percent of the value of the programme can be drawn down by the regional lead body for programme governance, administration and monitoring and evaluation. Funds can be allocated from this sum to each local authority to cover programme management costs so the programme should not present an additional burden to Council finances. |
| 2.02 | Match funding is not required by UK Government for the SPF programme although it is intended that projects offering match funding will score better during the assessment process. The Council therefore does not face any additional financial pressures from the delivery of the programme. |
| 2.03 | Individual services submitting proposals for funding from the programme will need to plan the delivery and administrative resources needed to deliver and account for their projects effectively, some of this resource can be included within the eligible costs for each project. |

| | | |
|--|--|--|
| 3.00 | IMPACT ASSESSMENT AND RISK MANAGEMENT | |
| 3.01 | Ways of Working (Sustainable Development) Principles Impact | |
| Long-term | The Council will prioritise projects that can demonstrate an impact beyond the two and a half year duration of the programme. | |
| Prevention | The Council will prioritise projects that can demonstrate that they address underlying issues rather than merely tackling their symptoms. | |
| Integration | The Council has already held some consultation on the priorities for the programme. The Council will establish open calls for proposals so that a wide range of organisations can contribute to the delivery of the priorities. The Council will use the existing multi-sector Economic Recovery Group to provide oversight of the programme and link it to wider programmes and initiatives. The Council will prioritise projects that can demonstrate that they are integrated into wider local partnerships and programmes rather than established solely for the purpose of securing funding from this programme. | |
| Collaboration | | |
| Involvement | | |
| Well-being Goals Impact | | |
| Prosperous Wales | The Council will prioritise projects that can demonstrate that they address the Well Being Goals. | |
| Resilient Wales | | |
| Healthier Wales | | |
| More equal Wales | | |
| Cohesive Wales | | |
| Vibrant Wales | | |
| Globally responsible Wales | | |
| Risk management | | |
| Risk | Mitigation | |
| Recruitment The programme will require the Council to recruit a number of staff to manage and deliver the programme. Recruitment will be urgent due to the constrained timescale of the programme and the Council will be competing with every other Council in the UK for applicants. | This will be a strategic risk for the programme and for the majority of projects within it. There is no immediate mitigation possible but close monitoring will help the Council to take corrective action where it can. The regional administration of the programme reduces this risk to | |

| | | |
|--|--|---|
| | | the Council by reducing the number of staff required locally. |
| | <p>Expectations</p> <p>The programme offers a relatively small resource compared to the breadth of the priorities it can deliver against. There is a risk that organisations whose priorities and projects are not prioritised will criticise the Council.</p> | <p>The Council will need to be clear from the earliest stages on the approach it will take to setting the priorities for the programme and on its delivery strategy including how it will invite and select proposals from third parties. Transparent criteria for this will be used wherever possible.</p> |
| | <p>Multiply</p> <p>The scale of the programme appears to be disproportionate to the unmet need in our communities and there is existing provision in place to meet these needs.</p> | <p>Further discussion at the strategic level on the approach needed to deliver Multiply and to seek greater flexibility to allow resources to be used more widely.</p> |

| | |
|-------------|---|
| 4.00 | CONSULTATIONS REQUIRED/CARRIED OUT |
| 4.01 | <p>Consultation events were held with stakeholders in May 2022 as part of the development of the regional investment strategy. The Council met again with consultees in October 2022 to provide an update on the development of the programme and raise awareness of forthcoming funding opportunities.</p> |

| | |
|-------------|-------------------|
| 5.00 | APPENDICES |
| 5.01 | None. |

| | |
|-------------|---|
| 6.00 | LIST OF ACCESSIBLE BACKGROUND DOCUMENTS |
| 6.01 | <p>UK Government Shared Prosperity Fund prospectus https://www.gov.uk/government/publications/uk-shared-prosperity-fund-prospectus/uk-shared-prosperity-fund-prospectus</p> |

| | |
|-------------|--|
| 7.00 | CONTACT OFFICER DETAILS |
| 7.01 | <p>Contact Officer: Niall Waller Enterprise and Regeneration Manager Telephone: 01352 702137 E-mail: niall.waller@flintshire.gov.uk</p> |

| | |
|-------------|---|
| 8.00 | GLOSSARY OF TERMS |
| 8.01 | <p>Match funding – money provided by a project applicant towards the costs of delivering their project.</p> <p>Multiply – a mandatory element of the Shared Prosperity Fund programme to tackle adult numeracy.</p> <p>Shared Prosperity Fund – a funding programme from UK Government operating over the 2022-2025 financial years “to build pride in place and increase life chances”.</p> |

Mae'r dudalen hon yn wag yn bwrpasol

Eitem ar gyfer y Rhaglen 15



CABINET

| | |
|------------------------|--|
| Date of Meeting | Tuesday, 22 nd November 2022 |
| Report Subject | Public Services Ombudsman for Wales Annual Letter 2021-22 and complaints made against Flintshire County Council during the first half of 2022-23 |
| Cabinet Member | Cabinet Member for Governance and Corporate Services including Health and Safety and Human Resources |
| Report Author | Chief Officer (Governance) |
| Type of Report | Operational |

EXECUTIVE SUMMARY

The purpose of this report is to share the Public Services Ombudsman for Wales (PSOW) Annual Letter 2021-22 for Flintshire County Council.

The Ombudsman's Annual Letter provides an overview of the annual performance of the Council in relation to complaints investigated in 2021-22.

Matthew Harris, Head of the Complaints Standards Authority will join Cabinet to provide an overview of the Ombudsman's role and Annual Letters.

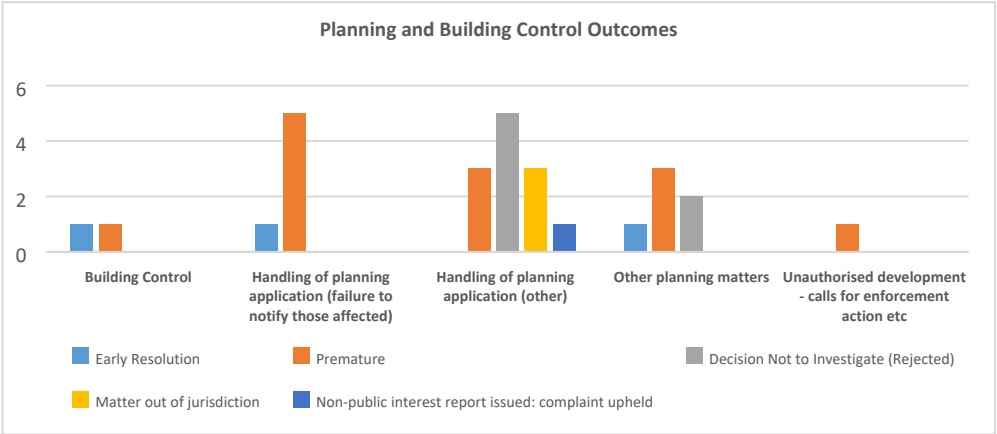
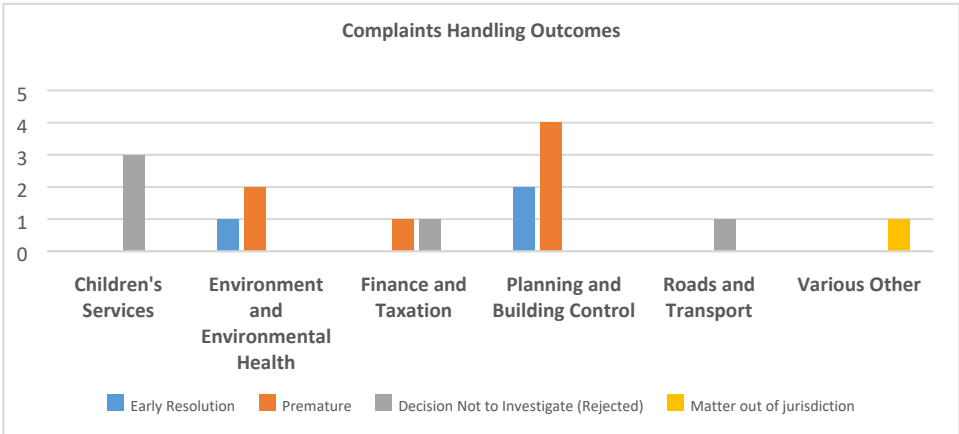
This report also provides an overview of complaints received by each portfolio of the Council between 1 April – 30 September 2022.

RECOMMENDATIONS

| | |
|---|--|
| 1 | That Cabinet notes the annual performance of the Council in respect of complaints made to the Public Services Ombudsman for Wales during 2021-22. |
| 2 | That Cabinet notes the 2022-23 half year performance of the Council in respect of complaints made to services in line with its complaints procedure. |
| 3 | That Cabinet supports the actions outlined in paragraph 1.15 to further improve complaints handling across the Council. |

REPORT DETAILS

| 1.00 | EXPLAINING THE PUBLIC SERVICES OMBUDSMAN FOR WALES ANNUAL LETTER 2021-22 | | | | | | | | | | | | | | | | | | | | | | | | |
|--|---|---------------------|-------------------|---------------------|-------------------|----------------------|----|----|----|--------------------------------|---|----|----|----------------------|----|----|----|------------------------------------|----|----|----|--|----|---|----|
| 1.01 | Michelle Morris, the new Public Services Ombudsman for Wales (“Ombudsman”) published her first Annual Letter on performance as part of her Annual Report and Accounts in August 2022. The letter shares information from the past year where public bodies in Wales and the Ombudsman are still dealing with the effects of the pandemic. | | | | | | | | | | | | | | | | | | | | | | | | |
| 1.02 | The number of new complaints against local authorities in Wales increased by 47% in 2021-22 compared to the previous year. This is a record number of cases to the Ombudsman over the last two years and well above pre pandemic levels. It is likely that complaints to the Ombudsman, and public services in general, were suppressed during the pandemic, and we are now starting to see a ‘rebound’ effect. | | | | | | | | | | | | | | | | | | | | | | | | |
| 1.03 | The Ombudsman intervened (upheld, settled or resolved at an early stage) in a similar proportion of complaints about public bodies, 18%, when compared with recent years. Intervention rates (where the Ombudsman has investigated complaints) for local authorities also remained at a similar level – 14% compared to 13% in recent years. | | | | | | | | | | | | | | | | | | | | | | | | |
| 1.04 | Appended to this report is a link to the Annual Letter detailing Flintshire’s performance and comparative data. The following paragraphs provide a summary of performance and additional context in response to the findings. | | | | | | | | | | | | | | | | | | | | | | | | |
| 1.05 | Section A – 99 complaints were made against Flintshire in 2021-22, an increase on the previous year (59). This figure reflects the Ombudsman’s findings that complaints against local authorities increased by 47%. | | | | | | | | | | | | | | | | | | | | | | | | |
| 1.06 | <p>Whilst a higher than average figure, this should not be viewed unfavourably because 80% of complaints to the Ombudsman were closed because they were out of jurisdiction, premature or closed after initial consideration. The table below illustrates the higher than average figures compared to North Wales and Wales as a whole:</p> <table border="1" data-bbox="308 1592 1345 1883"> <thead> <tr> <th></th> <th>Wales Average</th> <th>North Wales Average</th> <th>Flintshire Actual</th> </tr> </thead> <tbody> <tr> <td>Number of complaints</td> <td>52</td> <td>50</td> <td>99</td> </tr> <tr> <td>Out of jurisdiction complaints</td> <td>9</td> <td>10</td> <td>14</td> </tr> <tr> <td>Premature complaints</td> <td>15</td> <td>15</td> <td>37</td> </tr> <tr> <td>Closed after initial consideration</td> <td>19</td> <td>18</td> <td>28</td> </tr> <tr> <td>Total complaints after "no further action cases"</td> <td>10</td> <td>8</td> <td>20</td> </tr> </tbody> </table> | | Wales Average | North Wales Average | Flintshire Actual | Number of complaints | 52 | 50 | 99 | Out of jurisdiction complaints | 9 | 10 | 14 | Premature complaints | 15 | 15 | 37 | Closed after initial consideration | 19 | 18 | 28 | Total complaints after "no further action cases" | 10 | 8 | 20 |
| | Wales Average | North Wales Average | Flintshire Actual | | | | | | | | | | | | | | | | | | | | | | |
| Number of complaints | 52 | 50 | 99 | | | | | | | | | | | | | | | | | | | | | | |
| Out of jurisdiction complaints | 9 | 10 | 14 | | | | | | | | | | | | | | | | | | | | | | |
| Premature complaints | 15 | 15 | 37 | | | | | | | | | | | | | | | | | | | | | | |
| Closed after initial consideration | 19 | 18 | 28 | | | | | | | | | | | | | | | | | | | | | | |
| Total complaints after "no further action cases" | 10 | 8 | 20 | | | | | | | | | | | | | | | | | | | | | | |
| 1.07 | It should also be noted that a number of complaints made against Flintshire from a person who repeats their complaint to the Ombudsman despite not exhausting Flintshire’s process, or not accepting decisions. For example, Ms. X complained to the Ombudsman on six occasions in 2021-22 and all | | | | | | | | | | | | | | | | | | | | | | | | |

| | complaints were rejected. This is one case to Flintshire, but the Ombudsman records six complaints. | | | | | | | | | | | | | | | | | | | | | | | | | | | | | | | | | | | | |
|---|--|-----------|--|----------------------------|---|----------------------------|---|------------------|---|---|---|--------------------------------------|---|---|---|---|----------------------|---|---|--|---|-------------------------------|---|---|---|------------------------|---------------------|---|---|---|---|---|---|---|---|---|---|
| 1.08 | It is difficult to control how and when complainants access the Ombudsman service, but it is reassuring that the percentage of premature complaints fell from 59.32% in 2020-21 to 37.37% which may be attributed to improvements in promoting Flintshire’s complaints procedure and keeping complainants informed. | | | | | | | | | | | | | | | | | | | | | | | | | | | | | | | | | | | | |
| 1.09 | <p>Section B – Planning and Building Control received the highest volume of complaints in 2021-22 (31) accounting for 31% of all cases against Flintshire. The table below provides a breakdown about the nature of these complaints and it also illustrates that a high percentage were premature or rejected.</p>  <table border="1"> <caption>Planning and Building Control Outcomes</caption> <thead> <tr> <th>Category</th> <th>Early Resolution</th> <th>Premature</th> <th>Decision Not to Investigate (Rejected)</th> <th>Matter out of jurisdiction</th> <th>Non-public interest report issued: complaint upheld</th> </tr> </thead> <tbody> <tr> <td>Building Control</td> <td>1</td> <td>1</td> <td>0</td> <td>0</td> <td>0</td> </tr> <tr> <td>Handling of planning application (failure to notify those affected)</td> <td>1</td> <td>5</td> <td>0</td> <td>0</td> <td>0</td> </tr> <tr> <td>Handling of planning application (other)</td> <td>0</td> <td>3</td> <td>5</td> <td>3</td> <td>1</td> </tr> <tr> <td>Other planning matters</td> <td>1</td> <td>3</td> <td>2</td> <td>0</td> <td>0</td> </tr> <tr> <td>Unauthorised development - calls for enforcement action etc</td> <td>0</td> <td>1</td> <td>0</td> <td>0</td> <td>0</td> </tr> </tbody> </table> <p>Flintshire’s performance reflects the trend across Wales with Planning and Building Control being the most common complaint to the Ombudsman in relation to local authorities.</p> | Category | Early Resolution | Premature | Decision Not to Investigate (Rejected) | Matter out of jurisdiction | Non-public interest report issued: complaint upheld | Building Control | 1 | 1 | 0 | 0 | 0 | Handling of planning application (failure to notify those affected) | 1 | 5 | 0 | 0 | 0 | Handling of planning application (other) | 0 | 3 | 5 | 3 | 1 | Other planning matters | 1 | 3 | 2 | 0 | 0 | Unauthorised development - calls for enforcement action etc | 0 | 1 | 0 | 0 | 0 |
| Category | Early Resolution | Premature | Decision Not to Investigate (Rejected) | Matter out of jurisdiction | Non-public interest report issued: complaint upheld | | | | | | | | | | | | | | | | | | | | | | | | | | | | | | | | |
| Building Control | 1 | 1 | 0 | 0 | 0 | | | | | | | | | | | | | | | | | | | | | | | | | | | | | | | | |
| Handling of planning application (failure to notify those affected) | 1 | 5 | 0 | 0 | 0 | | | | | | | | | | | | | | | | | | | | | | | | | | | | | | | | |
| Handling of planning application (other) | 0 | 3 | 5 | 3 | 1 | | | | | | | | | | | | | | | | | | | | | | | | | | | | | | | | |
| Other planning matters | 1 | 3 | 2 | 0 | 0 | | | | | | | | | | | | | | | | | | | | | | | | | | | | | | | | |
| Unauthorised development - calls for enforcement action etc | 0 | 1 | 0 | 0 | 0 | | | | | | | | | | | | | | | | | | | | | | | | | | | | | | | | |
| 1.10 | <p>In terms of volume, “complaints handling” was the next highest number of complaints to the Ombudsman (17). The cases relate to various services and the table below illustrates that the majority of these cases were premature or rejected.</p>  <table border="1"> <caption>Complaints Handling Outcomes</caption> <thead> <tr> <th>Category</th> <th>Early Resolution</th> <th>Premature</th> <th>Decision Not to Investigate (Rejected)</th> <th>Matter out of jurisdiction</th> </tr> </thead> <tbody> <tr> <td>Children's Services</td> <td>0</td> <td>0</td> <td>3</td> <td>0</td> </tr> <tr> <td>Environment and Environmental Health</td> <td>1</td> <td>2</td> <td>0</td> <td>0</td> </tr> <tr> <td>Finance and Taxation</td> <td>0</td> <td>1</td> <td>1</td> <td>0</td> </tr> <tr> <td>Planning and Building Control</td> <td>2</td> <td>4</td> <td>0</td> <td>0</td> </tr> <tr> <td>Roads and Transport</td> <td>0</td> <td>0</td> <td>1</td> <td>0</td> </tr> <tr> <td>Various Other</td> <td>0</td> <td>0</td> <td>0</td> <td>1</td> </tr> </tbody> </table> | Category | Early Resolution | Premature | Decision Not to Investigate (Rejected) | Matter out of jurisdiction | Children's Services | 0 | 0 | 3 | 0 | Environment and Environmental Health | 1 | 2 | 0 | 0 | Finance and Taxation | 0 | 1 | 1 | 0 | Planning and Building Control | 2 | 4 | 0 | 0 | Roads and Transport | 0 | 0 | 1 | 0 | Various Other | 0 | 0 | 0 | 1 | |
| Category | Early Resolution | Premature | Decision Not to Investigate (Rejected) | Matter out of jurisdiction | | | | | | | | | | | | | | | | | | | | | | | | | | | | | | | | | |
| Children's Services | 0 | 0 | 3 | 0 | | | | | | | | | | | | | | | | | | | | | | | | | | | | | | | | | |
| Environment and Environmental Health | 1 | 2 | 0 | 0 | | | | | | | | | | | | | | | | | | | | | | | | | | | | | | | | | |
| Finance and Taxation | 0 | 1 | 1 | 0 | | | | | | | | | | | | | | | | | | | | | | | | | | | | | | | | | |
| Planning and Building Control | 2 | 4 | 0 | 0 | | | | | | | | | | | | | | | | | | | | | | | | | | | | | | | | | |
| Roads and Transport | 0 | 0 | 1 | 0 | | | | | | | | | | | | | | | | | | | | | | | | | | | | | | | | | |
| Various Other | 0 | 0 | 0 | 1 | | | | | | | | | | | | | | | | | | | | | | | | | | | | | | | | | |
| 1.11 | Section C - of the complaints that were made against Flintshire there were improvements compared to the previous year: | | | | | | | | | | | | | | | | | | | | | | | | | | | | | | | | | | | | |

- 54% of complaints were out of jurisdiction or premature (66% the previous year) ↗
- 30% of complaints were closed after initial consideration (18% the previous year) ↗
- 13% of complaints were resolved through early resolution (15% the previous year) ↗

97% of Flintshire's complaints to the Ombudsman were closed at their "assessment" stage. Three complaints went to investigation and resulted in a non-public interest report because the complaint was upheld:

| | | |
|-------------------------------|--|--|
| Planning and Building Control | Handling of planning application (other) | Redress - other action by listed authority (excluding financial redress) |
| Children's Social Services | Safeguarding | Redress - apology |
| Adult Social Services | Other | Financial redress alone or financial redress plus apology |

1.12 Section D – 16% of Flintshire's complaints required intervention by the Ombudsman, which is slightly higher than the Welsh average (14%), which means they were dealt with through early resolution or a voluntary settlement. This is a reduction on the previous year (18%).

1.13 Sections E and F of the Annual Letter are the remit of the Standards Committee.

1.14 During 2021-22 Flintshire achieved:

- Reviewed public information about Flintshire's complaints procedure to help reduce the number of premature complaints to the Ombudsman;
- Refreshed [website for making a complaint](#);
- Scheduled a programme of mandatory complaints training for Team Leader+ roles in collaboration with the Ombudsman;
 - 386 employees to attend
 - 70 (18%) attended in 2021
 - 61 (16%) attending in 2022
- Introduced a refreshed Managing Customer Contact Policy to take in to consideration unacceptable behaviour on social media;
- New toolkit for employees on how to manage unacceptable behaviour on social media;
- Introduced [Social Media House Rules](#) to explain how we expect everyone to behave when contacting us through social media channels;
- Continued collective work with Councils across Wales and the Ombudsman to record complaints performance data to drive improvement in public services for citizens in Wales.

1.15 The following actions will be taken forward in 2022-23 to further improve complaints handling:

- Continue a programme of complaints training to support and enhance complaint handling by considering best practice from multiple sectors from around the world;
- Explore the option to deliver complaints training in house to accelerate the programme of mandatory training for Team Leader+ roles – so far 131 out of 386 have been booked on to complaints handling courses;
- Develop a toolkit for Schools and elected Members on how to manage unacceptable behaviour on social media;
- A review of the electronic system used to record complaints to ensure it is fit for purpose;
- Implementation any recommendations following an internal audit inspection in quarter 3 of 2022-23.

1.16 Flintshire County Council Complaints 1 April – 30 September 2022

1.17 The Council received 421 complaints in the first half of 2022, up by 22 compared to the same period in 2021. 65% of complaints were considered within 10 working days which is an improvement of 8% compared to 2021. Encouragingly 86% of all complaints were considered within 20 working days which is another improvement of 6% on the previous year.

1.18 The charts below illustrate the overall number of complaints received in the first half of 2022 and the distribution of complaints by portfolio:

Chart 1 – Half Year Statistics 2022

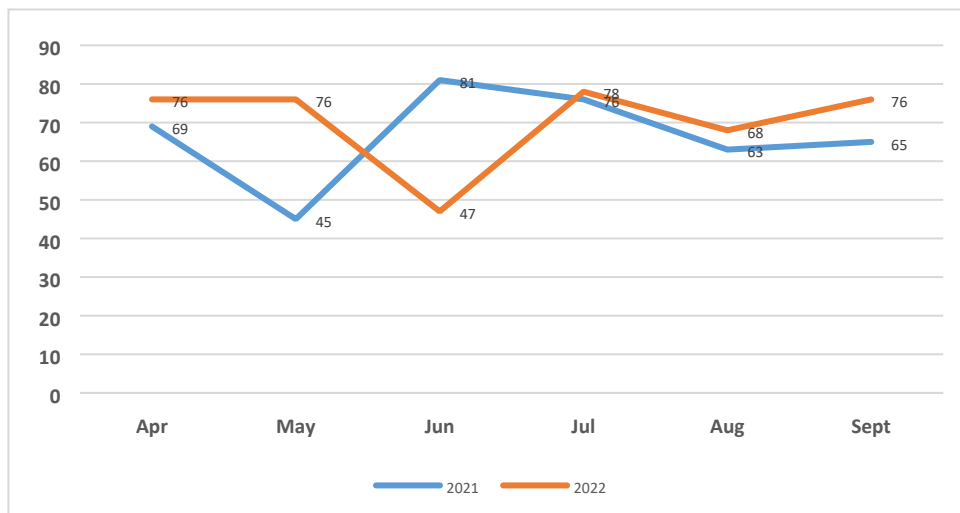
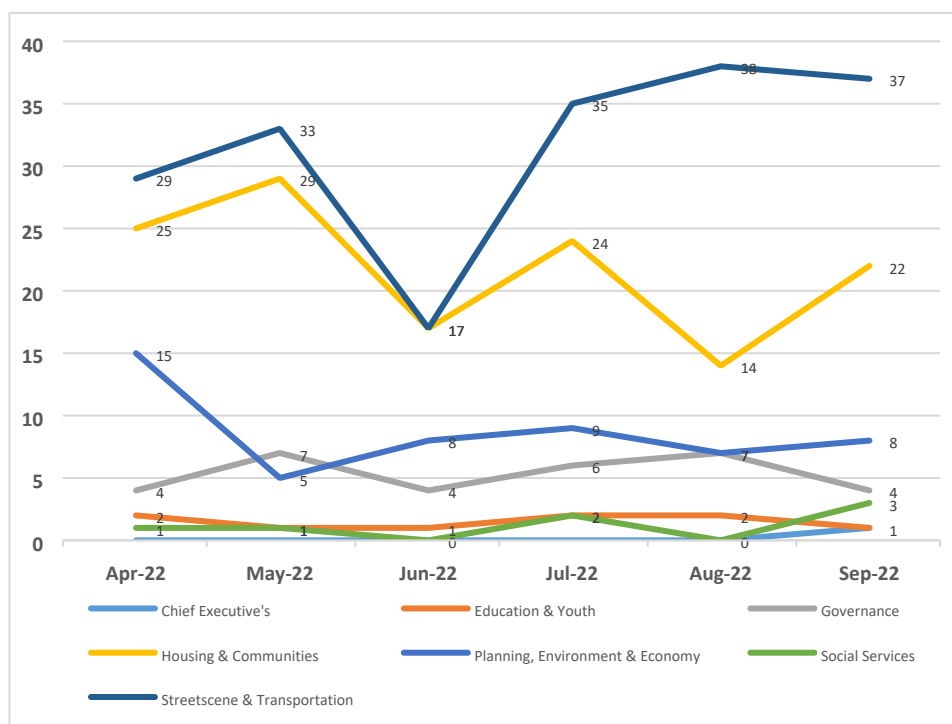


Chart 2 – Complaints by Portfolio 2022



1.19 Complaints were quite evenly spread throughout the first half of 2022, and those areas providing frontline services such as Streetscene and Housing received the most complaints which is a trend across local authorities in Wales.

1.20 The Council aims to respond to complaints within 10 working days. The table below provides data on the number of complaints received between 1 April – 30 September 2022 and the timeliness of responses:

Chart 3

| Portfolio | Apr-22 | May-22 | Jun-22 | Jul-22 | Aug-22 | Sep-22 |
|--|------------|------------|------------|------------|------------|------------|
| Chief Executive's | 0 | 0 | 0 | 0 | 0 | 1 |
| Education & Youth | 2 | 1 | 1 | 2 | 2 | 1 |
| Governance | 4 | 7 | 4 | 6 | 7 | 4 |
| Housing & Communities | 25 | 29 | 17 | 24 | 14 | 22 |
| Planning, Environment & Economy | 15 | 5 | 8 | 9 | 7 | 8 |
| Social Services | 1 | 1 | 0 | 2 | 0 | 3 |
| Streetscene & Transportation | 29 | 33 | 17 | 35 | 38 | 37 |
| Total Number of Complaints | 76 | 76 | 47 | 78 | 68 | 76 |
| % Closed Within 10 Working Days | 74% | 80% | 62% | 59% | 66% | 78% |
| % Closed Within 20 Working Days | 18% | 11% | 30% | 28% | 19% | 16% |

Chart 4

| Portfolio | Number of Complaints | % of Complaints | % Within Target | % Within 20 Working Days |
|-------------------|----------------------|-----------------|-----------------|--------------------------|
| Chief Executive's | 1 | 0.24% | 0% | 100% |
| Education & Youth | 9 | 2.14% | 89% | 11% |

| | | | | |
|---------------------------------|-----|--------|-----|-----|
| Governance | 32 | 7.60% | 88% | 12% |
| Housing & Communities | 131 | 31.12% | 66% | 24% |
| Planning, Environment & Economy | 52 | 12.35% | 44% | 23% |
| Social Services | 7 | 1.66% | 86% | 0% |
| Streetscene & Transportation | 189 | 44.89% | 73% | 21% |

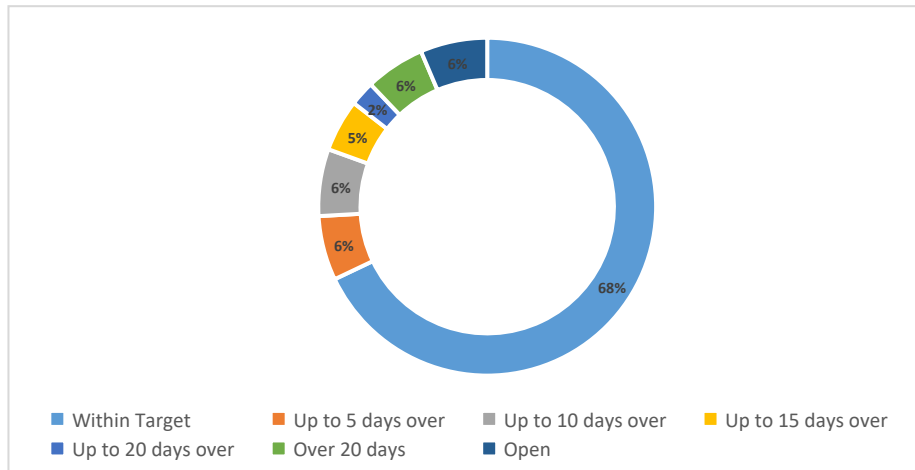
Chart 5

| Portfolio | % Within Target 2021 | % Within Target 2022 | Improved | |
|---------------------------------|----------------------|----------------------|----------|-----|
| Chief Executive's | N/A | N/A | N/A | N/A |
| Education & Youth | 75% | 89% | 14% | ↗ |
| Governance | 55% | 88% | 33% | ↗ |
| Housing & Communities | 57% | 66% | 9% | ↗ |
| Planning, Environment & Economy | 36% | 44% | 8% | ↗ |
| Social Services | 78% | 86% | 8% | ↗ |
| Streetscene & Transportation | 60% | 73% | 13% | ↗ |

The timeliness of complaint responses vary across portfolios but it is encouraging to note an improvement in complaint performance across all portfolios (see Chart 5). Performance reports are now routinely shared with Chief Officers on a monthly basis to drive improvements in the timeliness of complaint responses. Whilst there will be occasions where complaints cannot be dealt with within 10 working days, customers will be kept informed and a high percentage are resolved shortly after the 10 day timescale unless they are complex cases (see Chart 4).

1.21 The chart below illustrates the average time taken to respond to complaints in the first half year of 2022:

Chart 6 – Timeliness of complaint responses



1.22 Appendix 2 provides an illustration of what people complained about, and the outcome reached by portfolios.

1.23 The Social Services and Wellbeing Act (Wales) 2014 and Social Services Complaints Procedure Regulations 2014, requires Local Authorities to maintain a separate representations and complaints procedure for social

| | |
|------|--|
| | services functions. Social Services' complaints report for 2021-22 is reported to the Social and Health Care Overview and Scrutiny Committee. |
| 1.24 | <p>Performance across portfolios remains under regular review:</p> <ul style="list-style-type: none"> • Designated portfolio leads for escalating issues; • Sharing monthly performance data with Chief Officers and portfolios leads; • Portfolio management teams regularly reviewing their performance; • Staff guidance defining requests for service and complaints; • Guide to Good Complaints Handling available on InfoNet. |
| 1.25 | <p>Conclusion and priorities</p> <p>The Council will continue to engage positively with the Ombudsman and the Complaints Standards Authority to learn more about the complaints landscape in Wales to help us drive improvement in services. For the year ahead we are committed to:</p> <ul style="list-style-type: none"> • Monitor public information about Flintshire's complaints procedure to ensure complainants follow the correct procedure thus reducing the number of premature complaints to the Ombudsman; • Continue a programme of complaints training to support and enhance complaint handling –mandatory for roles at Team Leader level and above; • New toolkit for Schools and elected Members on how to manage unacceptable behaviour on social media; • A review of the electronic system used to record complaints to ensure it is fit for purpose; • Ongoing support to all services through regular sharing of performance data to help manage casework and keep complainants informed where targets are not achievable; • Implement the recommendations of an internal audit report as necessary. |

| | |
|-------------|------------------------------|
| 2.00 | RESOURCE IMPLICATIONS |
| 2.01 | None. |

| | |
|-------------|---|
| 3.00 | IMPACT ASSESSMENT AND RISK MANAGEMENT |
| 3.01 | This report provides details of the annual performance of the Council in relation to complaints. At this point there are no proposed change or actions and as such no impact or risks have been identified. |

| | |
|-------------|---|
| 4.00 | CONSULTATIONS REQUIRED/CARRIED OUT |
| 4.01 | None. |

| | |
|-------------|--|
| 5.00 | APPENDICES |
| 5.01 | Appendix 1 – Public Services Ombudsman for Wales Annual Letter. |
| 5.02 | Appendix 2 - Flintshire County Council complaint categories by portfolio. |


| | |
|-------------|---|
| 6.00 | LIST OF ACCESSIBLE BACKGROUND DOCUMENTS |
| 6.01 | A copy of the Annual Letter is published on the Ombudsman's website - https://www.ombudsman.wales/wp-content/uploads/2022/08/Flintshire-Eng.pdf |

| | |
|-------------|--|
| 7.00 | CONTACT OFFICER DETAILS |
| 7.01 | Contact Officer: Rebecca Jones, Customer Contact Service Manager Telephone: 01352 702413 E-mail: rebecca.jones@flintshire.gov.uk |


| | |
|-------------|--|
| 8.00 | GLOSSARY OF TERMS |
| 8.01 | <p>Public Services Ombudsman for Wales – investigates complaints against public service providers in Wales where people believe they have suffered an injustice through maladministration on the part of the public service provider e.g. a local authority.</p> <p>Complaints Standards Authority – a team within the Public Services Ombudsman for Wales' office focused on ensuring the procedures to complain to public service providers in Wales are complainant focused, simple, fair and objective, timely and effective, accountable and committed to continuous improvement.</p> |

Mae'r dudalen hon yn wag yn bwrpasol

Ask for: Communications

 01656 641150

Date: August 2022

 communications@ombudsman.wales

Cllr. Ian Roberts
Flintshire County Council
By Email only: ian.b.roberts@flintshire.gov.uk

Annual Letter 2021/22

Dear Councillor Roberts

I am pleased to provide you with the Annual letter (2021/22) for Flintshire County Council which deals with complaints relating to maladministration and service failure, complaints relating to alleged breaches of the Code of Conduct for Councillors and the actions being taken to improve public services

This is my first annual letter since taking up the role of Public Services Ombudsman in April 2022, and I appreciate that the effects of the pandemic are still being felt by all public bodies in Wales. Our office has not been immune from this, with records numbers of cases being referred to us over the last two years. The strong working relationships between my Office and local authorities continues to deliver improvements in how we are dealing with complaints and ensuring that, when things go wrong, we are learning from that and building stronger public services.

Complaints relating to Maladministration & Service Failure

Last year the number of complaints referred to us regarding Local Authorities increased by 47% (compared to 20/21 figures) and are now well above pre-pandemic levels. It is likely that complaints to my office, and public services in general, were suppressed during the pandemic, and we are now starting to see the expected 'rebound' effect.

During this period, we intervened in (upheld, settled or resolved at an early stage) a similar proportion of complaints about public bodies, 18%, when compared with recent years. Intervention rates (where we have investigated complaints) for Local Authorities also remained at a similar level – 14% compared to 13% in recent years.

Complaints relating to the Code of Conduct for Councillors

We also received a high number of Code of Conduct complaints last year, relating to both Principal Councils and Town and Community Councils. A record number (20) were referred to either the Adjudication Panel for Wales or local standards committees, due to evidence of a breach of the Code.

Supporting improvement of public services

In addition to managing record levels of complaints, we also continued our work using our proactive powers in the Public Services Ombudsman (Wales) Act 2019. Specifically undertaking our first Own Initiative Investigation and continuing our work on the Complaints Standards Authority.

October 2021 saw the publication of the first own initiative investigation in Wales: [Homelessness Reviewed](#). The investigation featured three Local Authorities and sought to scrutinise the way Homelessness assessments were conducted. The report made specific recommendations to the investigated authorities, as well as suggestions to all other Local Authorities in Wales and Welsh Government. Some of these recommendations will bring about immediate change – updating factsheets and letter and assessment templates to ensure that key equality and human rights considerations are routinely embedded into processes for example – all the recommendations were designed to bring about tangible change to people using homelessness services in Wales.

The Complaints Standards Authority (CSA) continued its work with public bodies in Wales last year. The model complaints policy has already been adopted by local authorities and health boards in Wales, we have now extended this to an initial tranche of Housing Associations and Natural Resources Wales. The aim being to implement this work across the Welsh public sector.

In addition to this, the CSA published information on complaints handled by local authorities for the [first time](#) – a key achievement for this work. The data for 21/22 showed:

- Over 15,000 complaints were recorded by Local Authorities
- 4.88 for every 1000 residents.
- Nearly half (46%) of those complaints were upheld.
- About 75% were investigated within 20 working days.
- About 8% of all complaints closed ended up being referred to PSOW.

The CSA has now implemented a model complaints policy with nearly 50 public bodies, and delivered 140 training sessions, completely free of charge, during the last financial year. The feedback has been excellent, and the training has been very popular - so I would encourage Flintshire County Council to engage as fully as possible.

Complaints made to the Ombudsman

A summary of the complaints of maladministration/service failure received relating to your Council is attached, along with a summary of the Code of Conduct complaints relating to members of the Council and the Town & Community Councils in your area.

In light of the new duties on political leaders and standards committees to promote and maintain high standards of conduct of their members, we look forward to working with you, your Monitoring Officer and standards committees to share any learning from the complaints we receive and to support your authority's work.

I would also welcome feedback on your Governance & Audit Committee's review of your authority's ability to handle complaints effectively so that we can take this into account in our work and support its work on the handling of complaints.

Finally, can I thank you and your officials for the positive way that local authorities have engaged with my Office to enable us to deliver these achievements during what has been a challenging year for everyone. I very much look forward to continuing this work and collaboration to ensure we further improve public services across Wales.

Further to this letter can I ask that your Council takes the following actions:

- Present my Annual Letter to the Cabinet and to the Governance & Audit Committee to assist members in their scrutiny of the Council's performance and share any feedback from the Cabinet and the Governance & Audit Committee with my office.
- Continue to engage with our Complaints Standards work, accessing training for your staff, fully implementing the model policy, and providing complaints data.
- Inform me of the outcome of the Council's considerations and proposed actions on the above matters by 30 September.

This correspondence is copied to the Chief Executive of your Council and to your Contact Officer. Finally, a copy of all Annual Letters will be published on my website.

Yours sincerely,



Michelle Morris

Public Services Ombudsman

cc. Neal Cockerton, Chief Executive, Flintshire County Council.

By Email only: chief.executive@flintshire.gov.uk

Factsheet

Appendix A - Complaints Received

| Local Authority | Complaints Received | Received per 1000 residents |
|--|---------------------|-----------------------------|
| Blaenau Gwent County Borough Council | 14 | 0.20 |
| Bridgend County Borough Council | 55 | 0.37 |
| Caerphilly County Borough Council | 60 | 0.33 |
| Cardiff Council* | 182 | 0.50 |
| Carmarthenshire County Council | 54 | 0.29 |
| Ceredigion County Council | 52 | 0.72 |
| Conwy County Borough Council | 27 | 0.23 |
| Denbighshire County Council | 34 | 0.36 |
| Flintshire County Council | 99 | 0.63 |
| Gwynedd Council | 39 | 0.31 |
| Isle of Anglesey County Council | 29 | 0.41 |
| Merthyr Tydfil County Borough Council | 27 | 0.45 |
| Monmouthshire County Council | 20 | 0.21 |
| Neath Port Talbot Council | 45 | 0.31 |
| Newport City Council | 40 | 0.26 |
| Pembrokeshire County Council | 39 | 0.31 |
| Powys County Council | 55 | 0.42 |
| Rhondda Cynon Taf County Borough Council | 51 | 0.21 |
| Swansea Council | 71 | 0.29 |
| Torfaen County Borough Council | 18 | 0.19 |
| Vale of Glamorgan Council | 61 | 0.46 |
| Wrexham County Borough Council | 71 | 0.52 |
| Total | 1143 | 0.36 |

* inc 17 Rent Smart Wales

Appendix B - Received by Subject

| Flintshire County Council | Complaints Received | % Share |
|--|----------------------------|----------------|
| Adult Social Services | 7 | 7% |
| Benefits Administration | 1 | 1% |
| Children's Social Services | 8 | 8% |
| Community Facilities, Recreation and Leisure | 1 | 1% |
| Complaints Handling | 17 | 17% |
| Covid19 | 1 | 1% |
| Education | 0 | 0% |
| Environment and Environmental Health | 9 | 9% |
| Finance and Taxation | 2 | 2% |
| Housing | 11 | 11% |
| Licensing | 0 | 0% |
| Planning and Building Control | 31 | 31% |
| Roads and Transport | 10 | 10% |
| Various Other | 1 | 1% |
| Total | 99 | |

Tudalen 245

Appendix C - Complaint Outcomes (* denotes intervention)

| County/County Borough Councils | Out of Jurisdiction | Premature | Other cases closed after initial consideration | Early Resolution/ voluntary settlement* | Discontinued | Other Reports- Not Upheld | Other Reports Upheld* | Public Interest Report* | Total |
|--------------------------------|---------------------|-----------|--|---|--------------|---------------------------|-----------------------|-------------------------|-------|
| Flintshire County Council | 14 | 37 | 28 | 12 | 0 | 0 | 3 | 0 | 94 |
| % Share | 15% | 39% | 30% | 13% | 0% | 0% | 3% | 0% | |

Tudalen 246

Appendix D - Cases with PSOW Intervention

| | No. of interventions | No. of closures | % of interventions |
|--|----------------------|-----------------|--------------------|
| Blaenau Gwent County Borough Council | 0 | 13 | 0% |
| Bridgend County Borough Council | 7 | 54 | 13% |
| Caerphilly County Borough Council | 7 | 58 | 12% |
| Cardiff Council | 45 | 159 | 28% |
| Cardiff Council - Rent Smart Wales | 1 | 16 | 6% |
| Carmarthenshire County Council | 7 | 49 | 14% |
| Ceredigion County Council | 13 | 46 | 28% |
| Conwy County Borough Council | 2 | 24 | 8% |
| Denbighshire County Council | 4 | 33 | 12% |
| Flintshire County Council | 15 | 94 | 16% |
| Gwynedd Council | 6 | 41 | 15% |
| Isle of Anglesey County Council | 3 | 28 | 11% |
| Merthyr Tydfil County Borough Council | 2 | 26 | 8% |
| Monmouthshire County Council | 2 | 21 | 10% |
| Neath Port Talbot Council | 5 | 45 | 11% |
| Newport City Council | 4 | 36 | 11% |
| Pembrokeshire County Council | 2 | 40 | 5% |
| Powys County Council | 7 | 55 | 13% |
| Rhondda Cynon Taf County Borough Council | 3 | 45 | 7% |
| Swansea Council | 10 | 76 | 13% |
| Torfaen County Borough Council | 2 | 20 | 10% |
| Vale of Glamorgan Council | 9 | 62 | 15% |
| Wrexham County Borough Council | 4 | 67 | 6% |
| Total | 160 | 1108 | 14% |

Appendix E - Code of Conduct Complaints

| County/County Borough Councils | Discontinued | No evidence of breach | No action necessary | Refer to Adjudication Panel | Refer to Standards Committee | Withdrawn | Total |
|--------------------------------|--------------|-----------------------|---------------------|-----------------------------|------------------------------|-----------|-------|
| Flintshire County Council | 1 | 2 | 0 | 0 | 0 | 0 | 3 |

Tudalen 248

Appendix F - Town/Community Council Code of Complaints

| Town/Community Council | Discontinued | No evidence of breach | No action necessary | Refer to Adjudication Panel | Refer to Standards Committee | Withdrawn | Total |
|--|--------------|-----------------------|---------------------|-----------------------------|------------------------------|-----------|-------|
| Broughton & Bretton Community Council | 1 | 0 | 0 | 0 | 0 | 0 | 1 |
| Buckley Town Council | 0 | 1 | 0 | 0 | 0 | 0 | 1 |
| Connah's Quay Town Council | 0 | 2 | 0 | 0 | 0 | 0 | 2 |
| Gwaenysgor & Trelawnyd Community Council | - | - | - | - | - | - | 0 |
| Gwernaffield and Pantymwyn Community Council | 1 | 1 | 0 | 0 | 0 | 0 | 2 |
| Hawarden Community Council | 0 | 1 | 0 | 0 | 0 | 0 | 1 |
| Holywell Town Council | 2 | 0 | 0 | 0 | 0 | 0 | 2 |
| Llanfynydd Community Council [Flintshire] | - | - | - | - | - | - | 0 |
| Mostyn Community Council | 1 | 1 | 0 | 0 | 0 | 0 | 2 |
| Saltney Town Council | 0 | 1 | 0 | 0 | 0 | 0 | 1 |

Information Sheet

Appendix A shows the number of complaints received by PSOW for all Local Authorities in 2021/2022. These complaints are contextualised by the number of people each health board reportedly serves.

Appendix B shows the categorisation of each complaint received, and what proportion of received complaints represents for the Local Authority.

Appendix C shows outcomes of the complaints which PSOW closed for the Local Authority in 2021/2022. This table shows both the volume, and the proportion that each outcome represents for the Local Authority.

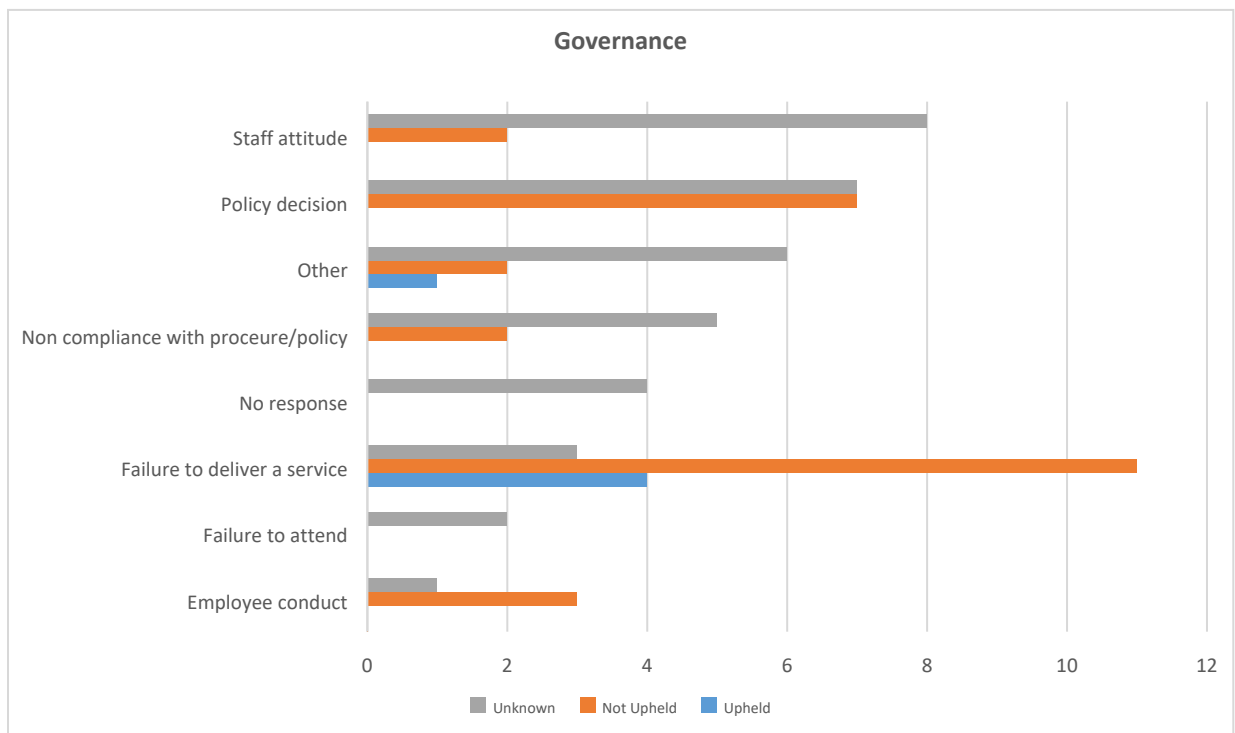
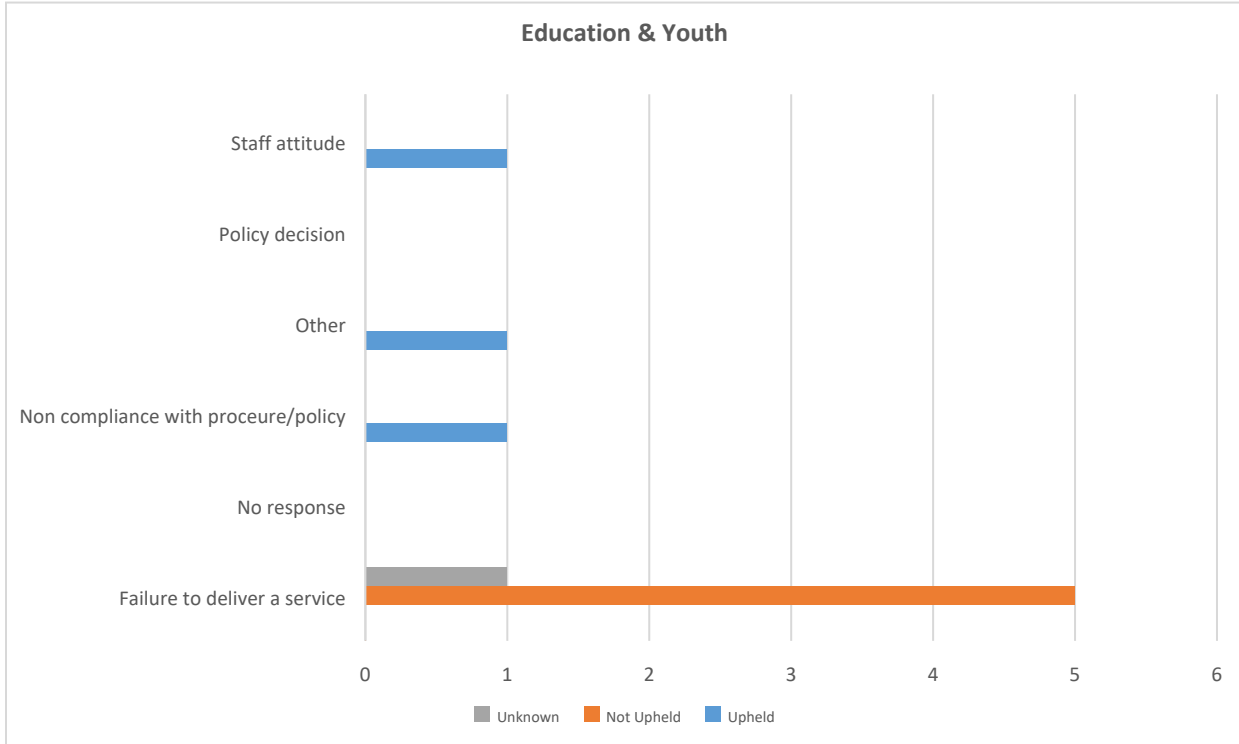
Appendix D shows Intervention Rates for all Local Authorities in 2021/2022. An intervention is categorised by either an upheld complaint (either public interest or non-public interest), an early resolution, or a voluntary settlement.

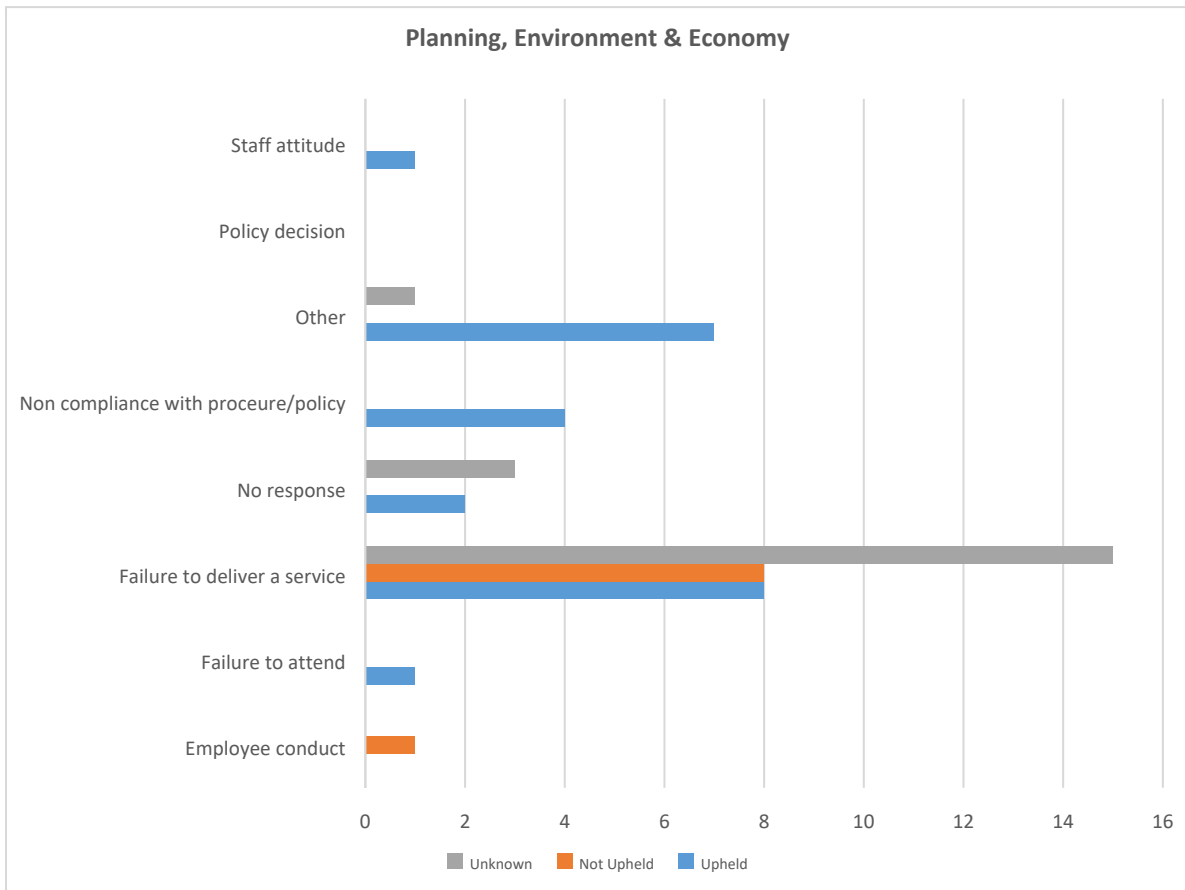
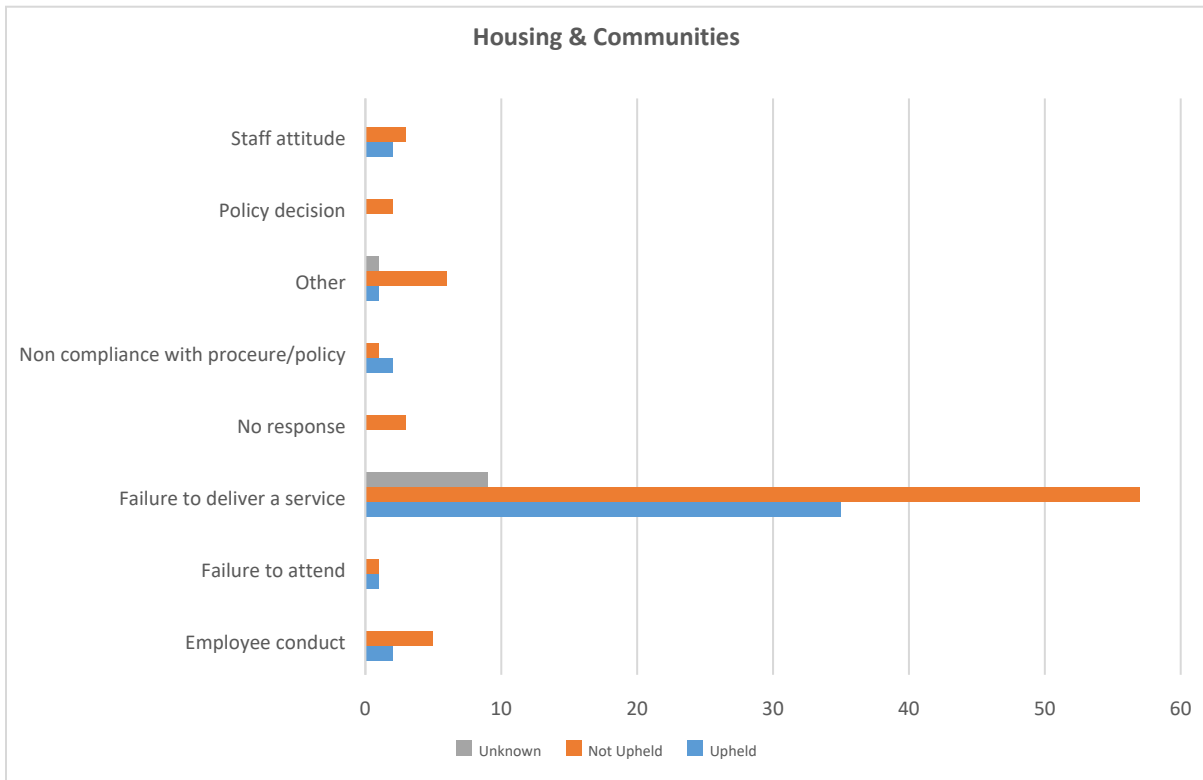
Appendix E shows the outcomes of Code Of Conduct complaints closed by PSOW related to Local Authority in 2021/2022. This table shows both the volume, and the proportion that each outcome represents for the Local Authority.

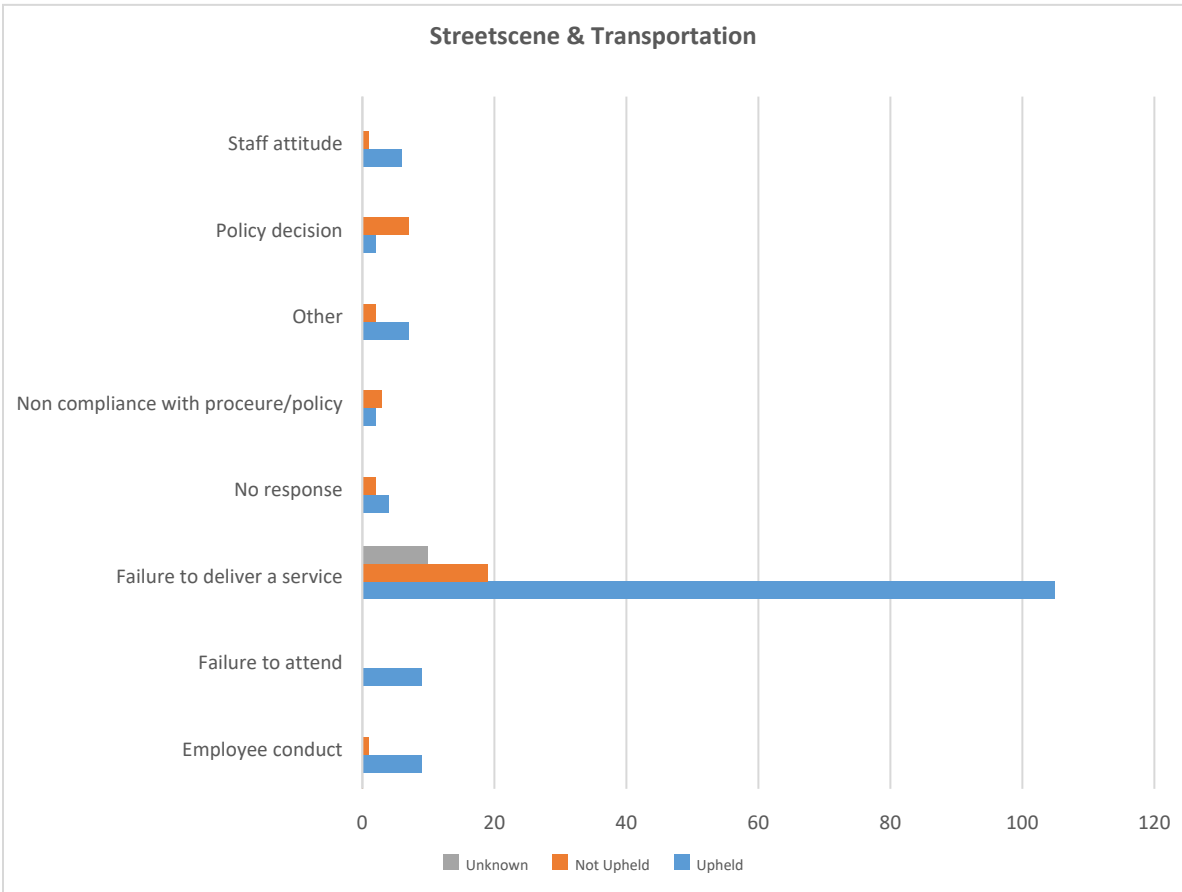
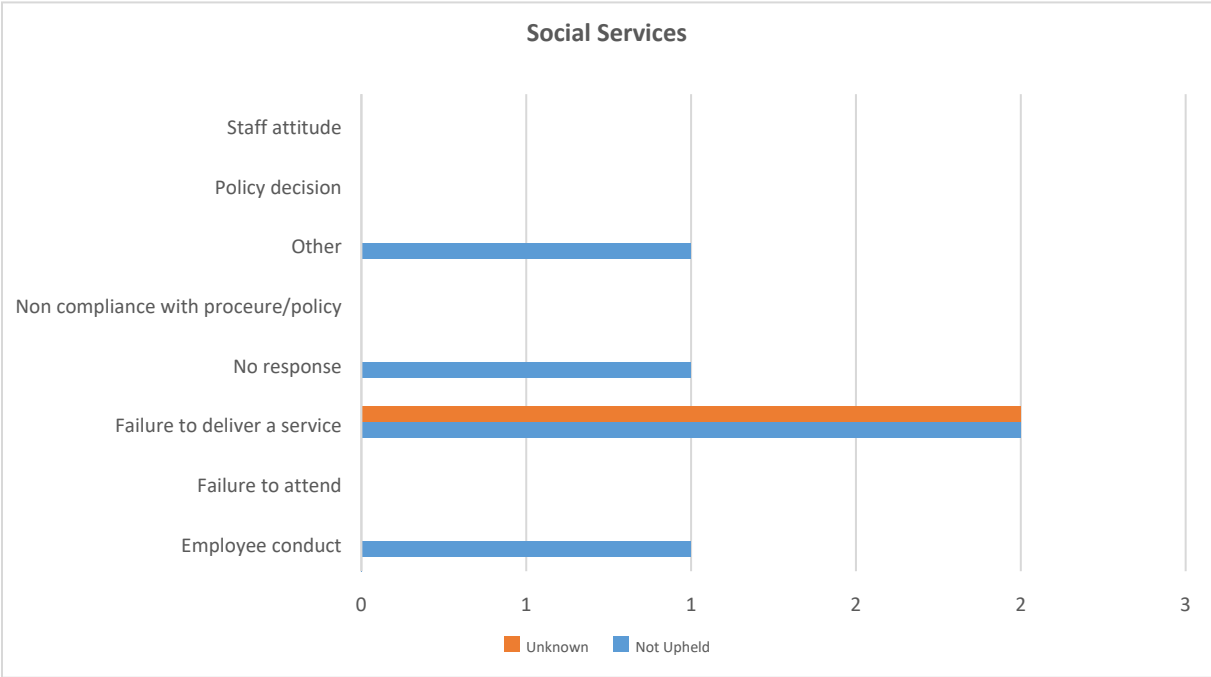
Appendix F shows the outcomes of Code of Conduct complaints closed by PSOW related to Town and Community Councils in the Local Authority's area. This table shows both the volume, and the proportion that each outcome represents for each Town or Community Council.

Mae'r dudalen hon yn wag yn bwrpasol

Flintshire County Council Complaint Categories by Portfolio







Mae'r dudalen hon yn wag yn bwrpasol

Eitem ar gyfer y Rhaglen 16



CABINET

| | |
|------------------------|---|
| Date of Meeting | Tuesday, 22 nd November 2022 |
| Report Subject | New Residential Care Facility in Flint – ‘Croes Atti 2’ |
| Cabinet Member | Deputy Leader of the Council and Cabinet Member for Social Services and Wellbeing |
| Report Author | Chief Officer (Social Services) |
| Type of Report | Operational |

EXECUTIVE SUMMARY

As part of its ambitious plans, and Welsh Governments agenda to rebalance care, the Council is committed to increasing the in-house residential care capacity across the authority. Following from the success of the Marleyfield House new build in Buckley, the next stage in this work is to look at increasing capacity in the Flint area.

Currently, Flint has the provision of Croes Atti, a 31-placement residential care home located in Prince of Wales Avenue.

Over the last 12 months work has been underway to explore appropriate options to increase the capacity of residential care in Flint and the surrounding area through a number of options appraisals and site designs. This has resulted in the council bringing forward the site on Cornist Road where Flint Community Hospital previously stood in early 2022. Since that time a full feasibility study has been completed exploring options of how a new 56 placement home could be situated on the site.

This paper gives an overview of progress to date on the design as well as detailing key milestones as the detailed design of the home is finalised, including the delivery of the operating model of the home.

RECOMMENDATIONS

| | |
|---|--|
| 1 | Cabinet confirms its support for the ‘Coes Atti 2’ project as a strategic priority for Social Services. |
| 2 | Cabinet notes the key upcoming project activities including developing and implementing the operational model with the Health Board. |

REPORT DETAILS

| | |
|-------------|--|
| 1.00 | EXPLAINING THE NEW RESIDENTIAL CARE FACILITY IN FLINT – ‘CROES ATTI 2’ |
| 1.01 | <p>Croes Atti is a residential care home that currently operates in Prince of Wales Avenue in Flint. The 31 bedroom residential facility is a well-respected and appreciated asset in the Flint community. The home operates on a ground floor setting and is able to deliver a mixture of respite care and full-term residential care for older people and people living with dementia.</p> |
| 1.02 | <p>Welsh Government have made a commitment as part of its programme for government to support innovative housing developments to meet care needs and explore where services and contracts can sustainably and affordably be brought back into a strengthened public sector.</p> <p>The Council has made a commitment as part of its long-term plans to increase its in house residential care capacity across the authority.</p> <p>Following the first phase of this work being completed at Marleyfield House in Buckley, focus has now turned to increasing provision in Flint.</p> |
| 1.03 | <p>Initial sketches were developed on an informal basis to look at expanding the provision on the Prince of Wales site. This work did not produce a viable or deliverable solution due to site limitations and service operation restrictions this meant that an alternative site needed to be considered.</p> |
| 1.04 | <p>Whilst searching for potential sites across the Flint area, a discussion commenced with Betsi Cadwaladr University Health Board (BCUHB) which explored the possible transfer of the closed Flint Community Hospital site on Cornist Road to the Local Authority.</p> |
| 1.05 | <p>Following extensive technical and legal discussions, this site was legally transferred to the Council on the 8th of February 2022. Work immediately began on procuring a feasibility study to determine the kind of building that this site could accommodate.</p> |
| 1.06 | <p>Feasibility</p> <p>A feasibility study was completed by Willmott Dixon construction (WD) in conjunction with Lovelock Mitchell Architects (LMA) and presented to the Council on 31/03/2022. This presented an option for the site which could house a 56 placement building on the area. This feasibility gave the project team sufficient confidence to progress to a detailed design phase through the Major Projects Framework.</p> |

| | | | | | | | |
|---|---|---|----------------------------|---|--------------------------------|------------------------------|--------------|
| 1.07 | <p>Design</p> <p>Since March the Social Services project team has been working closely with the construction team to ensure that the building will be able to deliver high quality care to Flintshire residents.</p> <p>Through the process of investigating the site further, it transpires that there is a critical waste water drain that runs through the site which is owned by Welsh Water and has significant easements to protect it. This has amended the location and shape of the building somewhat; however it is still able to deliver 56 residential placements to the area.</p> <p>The building as currently designed will be 4 storey building which will be Net Zero Carbon in Operation (NZCiO).</p> | | | | | | |
| 1.08 | <p>The building comprises of 56 en-suite rooms, approximately 10 of which will be larger to suit bariatric residents. There are a number of accessible living and dining spaces as well as visitor’s rooms as well as some office space for social services and health board staff to complete ‘touchdown’ work in the building.</p> <p>There are also facilities for therapeutic support for those who require it and a sensory room to support people living with dementia.</p> | | | | | | |
| 1.09 | <p>Progress and next steps</p> <p>The detailed design process is now underway which will look at fine tuning key elements of the building including:</p> <ul style="list-style-type: none"> - Landscape Architecture - Functionality of spaces across the building - Accessibility of residents to communal space - Materials used | | | | | | |
| 1.10 | <p>A number of engagement workshops have been established to further refine design detail before a planning application is made in late 2022. Should a planning permission be granted the project will continue to add additional detail to design and layouts. There is a 6-month period currently scheduled in to the construction programme in which an identified badger set must be carefully moved on from the site before construction can begin.</p> | | | | | | |
| 1.11 | <p>Table 1 - Approximate timeline of project.</p> <table border="1" data-bbox="320 1771 1386 2018"> <tr> <td data-bbox="320 1771 724 1861">Detailed design and Development complete</td> <td data-bbox="732 1771 1386 1861">June 2022 – September 2023</td> </tr> <tr> <td data-bbox="320 1861 724 1966">Construction (approx. 15 months)</td> <td data-bbox="732 1861 1386 1966">September 2023 - December 2024</td> </tr> <tr> <td data-bbox="320 1966 724 2018">Opening and operation</td> <td data-bbox="732 1966 1386 2018">January 2025</td> </tr> </table> | Detailed design and Development complete | June 2022 – September 2023 | Construction (approx. 15 months) | September 2023 - December 2024 | Opening and operation | January 2025 |
| Detailed design and Development complete | June 2022 – September 2023 | | | | | | |
| Construction (approx. 15 months) | September 2023 - December 2024 | | | | | | |
| Opening and operation | January 2025 | | | | | | |

| | | |
|------|------------------|---|
| | | |
| 1.12 | Operation | The operation of the building will be a joint venture with BCUHB and an agreed revenue amount of £200,000 has already been agreed to support the ongoing functions of the building. The operational model of the building will closely align to the local strategic needs of both the Local Authority, Health board and care market needs. This work is to begin in earnest in October 2022 as the building moves towards its final layout. |

| | |
|-------------|------------------------------|
| 2.00 | RESOURCE IMPLICATIONS |
|-------------|------------------------------|

| | |
|------|--|
| 2.01 | The cost for the build project is currently estimated at approximately £16,050,000 based on the feasibility study. However this is only an indicative figure at present. The project is currently included as part of Flintshire's capital programme with £950,000 previously approved for the design and development element of the build. The project team are currently looking to secure significant contributions from Welsh Government of approximately £10,000,000 to support the capital spend to construct the building. This will leave the remainder to be approved through Flintshire's capital programme. |
| 2.02 | Colleagues within Social Services, in close partnership with BCUHB, are currently developing the model of care that will be delivered on site upon completion. BCUHB are providing a revenue contribution of at least £200,000 pa which will support the operation of the building and are ensuring that appropriate health capacity is available to the building in order to manage the pull-on resources, facilitating residents' wellbeing and recovery. |
| 2.03 | To deliver this model of care we will be recruiting additional care support staff as well as reviewing the management model of the site now that it will be substantially larger. This work will be completed by Mid-2024 and it is expected that residents will first utilise the site in Early 2025. |

| | |
|-------------|--|
| 3.00 | IMPACT ASSESSMENT AND RISK MANAGEMENT |
|-------------|--|

| | |
|------|--|
| 3.01 | The home and the operational model within will have a positive impact on residents and the wider community. There will also be a positive impact on acute hospital settings which will be able to discharge individuals who no longer require acute clinical input but would benefit from a period of assessment and rehabilitation in an environment that will actively support these aims. |
|------|--|

| | |
|-------------|---|
| 4.00 | CONSULTATIONS REQUIRED / CARRIED OUT |
|-------------|---|

| | |
|------|---|
| 4.01 | Public consultations will be carried out as part of the process of seeking planning permission. |
|------|---|

| | |
|-------------|--|
| 5.00 | APPENDICES |
| 5.01 | Appendix 1 – 3D rendering |
| 5.02 | Appendix 2 - Current General Arrangements – External |

| | |
|-------------|--|
| 6.00 | LIST OF ACCESSIBLE BACKGROUND DOCUMENTS |
| 6.01 | None. |

| | |
|-------------|---|
| 7.00 | CONTACT OFFICER DETAILS |
| 7.01 | <p>Contact Officer: Neil Ayling, Chief Officer, Social Services Telephone: 01352 702500 E-mail: Neil.J.Ayling@flintshire.gov.uk</p> |

| | |
|-------------|--|
| 8.00 | GLOSSARY OF TERMS |
| 8.01 | <p>Willmott Dixon: Willmott Dixon is a privately-owned contracting and interior fit-out group. Founded in 1852, it is family run and dedicated to leaving a positive legacy in the communities and environment in which they work.</p> <p>Willmott Dixon are the assigned construction partner for the ‘Croes Atti 2’ build project.</p> <p>Lovelock Mitchell: Lovelock Mitchell is an architectural firm based in Chester and has operated continuously since its foundation in 1862. Lovelock Mitchell previously designed the Marleyfield House Expansion.</p> <p>Net Zero Carbon in Operation: A net zero carbon building is “highly energy efficient and powered from on-site and/or off-site renewable energy sources, with any remaining carbon balance offset.”</p> |

Mae'r dudalen hon yn wag yn bwrpasol

This drawing must be printed in colour to be read correctly

Notes


Figured dimensions are to be used in all cases.
 Dimensions should not be scaled from drawing
 All existing dimensions should be checked on site before commencement of the work.
 Any discrepancies in dimensions should be clarified with the Architect prior to commencement of the work.
 No deviation from this drawing will be permitted without the prior written consent of the Architect.
 This drawing is to be read in conjunction with all the relevant Mechanical and Electrical drawings.
 This drawing is to be read in conjunction with the relevant Structural Engineer's drawings, structural calculations and recommendations.
 This drawing is to be read in conjunction with the relevant Fire Safety Strategy drawings

This drawing must be read in conjunction with LMA drawing 7500_Strategy_DesignersRiskAssessment which indicates all current and active designers risks that have been identified by Lovelock Mitchell Architects in accordance with the CDM Regulations 2015.

This drawing is copyright and to be returned to the architect on completion of the contract.



Image_Preliminary_Axonometric1



Image_Preliminary_Axonometric2



Image_Preliminary_SouthElevation_(view looking north over Cornist Road)

Tudalen 261

| | | | | |
|------|------------------------|-------|---------|----------|
| P1 | First issue of drawing | CW | MR | 27-07-22 |
| Rev. | Revision description | Drawn | Checked | Date |



Lovelock Mitchell Architects
 3 Stanley Street, Chester, CH1 2LS
 Tel +44 (0) 1244 404321

e-mail: admin@lovelockmitchell.com
 web: www.lovelockmitchell.com

Project
Croes Atti 2
 Flint Cottage Hospital Site, Cornist Road,
 Flint, CH6 5HQ

Title
Sketch_3D-Massing

| LMA Project | Drawing number | | | | | | Rev. |
|-------------|----------------|------|-------|------|------|----------------|------|
| Project | Designer | Zone | Level | Type | Rev. | Drawing Number | Rev. |
| 2207 | CA2 | LMA | WS | XX | DR | A 9103 | P1 |

Mae'r dudalen hon yn wag yn bwrpasol



0m 4m 8m 12m 16m A1

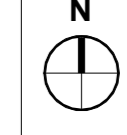
VISUAL SCALE 1:200 @ A1

This drawing must be printed in colour to be read correctly

Notes
 Figured dimensions are to be used in all cases.
 Dimensions should not be scaled from drawing
 All existing dimensions should be checked on site before commencement of the work.
 Any discrepancies in dimensions should be clarified with the Architect prior to commencement of the work.
 No deviation from this drawing will be permitted without the prior written consent of the Architect.
 This drawing is to be read in conjunction with all the relevant Mechanical and Electrical drawings.
 This drawing is to be read in conjunction with the relevant Structural Engineer's drawings, structural calculations and recommendations.
 This drawing is to be read in conjunction with the relevant Fire Safety Strategy drawings

This drawing must be read in conjunction with LMA drawing 7500 Strategy DesignersRiskAssessment which indicates all current and active designers risks that have been identified by Lovelock Mitchell Architects in accordance with the CDM Regulations 2015.

This drawing is copyright and to be returned to the architect on completion of the contract.



Site_Proposed

| Number | Description |
|--------|---|
| 1 | New carpark (approx. 32 spaces tbc) - Inc. 4no electric charging bays |
| 2 | New vehicle access road |
| 3 | New sub-station |
| 4 | Approximate location of requirement for retaining structure |
| 5 | Landscaped garden |
| 6 | External air handling unit compound |
| 7 | Bin Store |
| 8 | Covered Cycle Store |
| 9 | Loading Bay |
| 10 | Graded Landscape |
| 11 | Stepped Pedestrian Access Path |
| 12 | Resident Landscaped Gardens |

| | | | | |
|------|--|-------|---------|----------|
| P8 | Building footprint & landscaping revised | CW | MR | 25-07-22 |
| P7 | Updated drawing due to client comments | DS | MR | 06-07-22 |
| P6 | Updated layout | DS | MR | 23-06-22 |
| P5 | Updated Room Names | DS | MR | 20-06-22 |
| P4 | Updated layout option following receipt of topo survey | DS | MR | 17-06-22 |
| P3 | Drawing update following Client Meeting | TPR | MR | 08-03-22 |
| P2 | Scale bar updated | TPR | MR | 04-03-22 |
| P1 | First Issue of Drawing | TPR | MR | 04-03-22 |
| Rev. | Revision description | Drawn | Checked | Date |

Lovelock Mitchell Architects
 3 Stanley Street, Chester, CH1 2LS
 Tel +44 (0) 1244 404321
 e-mail: admin@lovelockmitchell.com
 web: www.lovelockmitchell.com

Project
Croes Atti 2
 Flint Cottage Hospital Site, Cornist Road,
 Flint, CH6 5HQ

Title
Site_Plan_Proposed

| LMA Project | Drawing number | Rev. |
|-------------|-------------------------|------|
| 2207 | CA2 LMA WS XX DR A 1200 | P8 |

Mae'r dudalen hon yn wag yn bwrpasol

Eitem ar gyfer y Rhaglen 17

EXERCISE OF DELEGATED POWERS - DECISIONS TAKEN

REPORTED TO CABINET – 22.11.22

Revenues

- **Council Tax Write Offs**

Financial Procedure Rules requires the Corporate Finance Manager and the Cabinet Member for Governance and Corporate Services including Health and Safety and Human Resources to write off debts between £5k and £25k.

Three companies/individuals have outstanding Council Tax debts totalling £23,196.35 which are deemed irrecoverable due to the liable individuals or companies becoming insolvent and a write off is considered necessary.

Copies of the Delegated Powers reports are retained by the Team Leader – Committee Services and available to view on request by Members.

Mae'r dudalen hon yn wag yn bwrpasol

**FLINTSHIRE COUNTY COUNCIL FORWARD WORK PROGRAMME ITEMS
COUNCIL, CABINET, AUDIT AND GOVERNANCE & SCRUTINY
1 November 2022 TO 30 April 2023**

| COMMITTEE | MEETING DATE | CHIEF OFFICER PORTFOLIO | AGENDA ITEM & PURPOSE OF REPORT | REPORT TYPE (Strategic or Operational) (Cabinet only) | PORTFOLIO (Cabinet only) |
|--------------------------------|---------------------|--------------------------------|--|--|-------------------------------------|
| November | | | | | |
| Governance and Audit Committee | 14/11/22 | Finance | Update on the Statement of Accounts 2021/22 To provide an update on the Statement of Accounts for 2021/22. | Operational | |
| Governance and Audit Committee | 14/11/22 | Finance | Treasury Management Mid-Year Review 2022/23 and Quarter 2 Update To present the draft Treasury Management Mid-year Review 1 st April-30 th September 2022 for comments and recommendation for approval to Cabinet. | Operational | |
| Governance and Audit Committee | 14/11/22 | Chief Executive's | Asset Disposal and Capital Receipts Generated 2021/22 To report on asset disposals and capital received generated during 2021/22. | Operational | |

Tudalen 267

Atodiad i'r Rhaglen

| COMMITTEE | MEETING DATE | CHIEF OFFICER PORTFOLIO | AGENDA ITEM & PURPOSE OF REPORT | REPORT TYPE (Strategic or Operational) (Cabinet only) | PORTFOLIO (Cabinet only) |
|---|---------------------|--------------------------------|---|--|---|
| Governance and Audit Committee | 14/11/22 | Chief Executive's | Risk Management Framework To be assured that the updated risk management framework is comprehensive and functional. | Strategic | |
| Governance and Audit Committee Kudalen 268 | 14/11/22 | Finance | Financial Procedure Rules To provide the Committee with updated Financial Procedure Rules for recommendation to County Council. | Operational | Cabinet Member for Finance, Inclusion, Resilient Communities including Social Value and Procurement |
| Governance and Audit Committee | 14/11/22 | Governance | Governance & Audit Committee Annual Report To report on activities of the Committee during 2021/22. | All Report Types | |
| Governance and Audit Committee | 14/11/22 | Housing and Communities | Maes Gwern Contractual Arrangements To provide an update on progress with the action plan. | Operational | Cabinet Member for Housing and Regeneration |

| COMMITTEE | MEETING DATE | CHIEF OFFICER PORTFOLIO | AGENDA ITEM & PURPOSE OF REPORT | REPORT TYPE (Strategic or Operational) (Cabinet only) | PORTFOLIO (Cabinet only) |
|---|--------------|-----------------------------------|--|---|---|
| Governance and Audit Committee | 14/11/22 | Governance | Action Tracking To inform the Committee of the actions resulting from points raised at previous Governance and Audit Committee meetings. | All Report Types | |
| Governance and Audit Committee | 14/11/22 | Governance | Forward Work Programme To consider the Forward Work Programme of the Internal Audit Department. | All Report Types | |
| IT Additions 269 Environment & Economy Overview & Scrutiny Committee | 15/11/22 | Planning, Environment and Economy | Ash Dieback Update To update members on how Flintshire County Council has confronted ash dieback in 2021/22 in line with the Ash Dieback Action Plan, it also reports on progress following an internal audit in July 2021 | Operational | Cabinet Member for Climate Change and Economy |
| Environment & Economy Overview & Scrutiny Committee | 15/11/22 | Governance | Forward Work Programme and Action Tracking To consider the Forward Work Programme of the Environment & Economy Overview & Scrutiny Committee and to inform the Committee of progress against actions from previous meetings. | Operational | |

| COMMITTEE | MEETING DATE | CHIEF OFFICER PORTFOLIO | AGENDA ITEM & PURPOSE OF REPORT | REPORT TYPE (Strategic or Operational) (Cabinet only) | PORTFOLIO (Cabinet only) |
|---|--------------|-----------------------------------|---|---|---|
| Environment & Economy Overview & Scrutiny Committee | 15/11/22 | Planning, Environment and Economy | Levelling Up Fund To provide the Scrutiny Committee with an update on the development of the programme and projects and to recommend approval by Cabinet of capital funding to meet the required match funding expected by UK Government. | Operational | Cabinet Member for Climate Change and Economy |
| Environment & Economy Overview & Scrutiny Committee | 15/11/22 | Streetscene and Transportation | Household Recycling Centre Vehicle Permit Policy To review the current household recycling centre (HRC) operations and vehicle permit criteria. | Strategic | Deputy Leader of the Council and Cabinet Member for Streetscene and the Regional Transport Strategy |
| Environment & Economy Overview & Scrutiny Committee | 15/11/22 | Planning, Environment and Economy | Shared Prosperity Fund To provide an update on the development of the programme and to recommend to Cabinet that approval is given for the framework of priorities and processes needed to effectively operate the programme. | Operational | Cabinet Member for Climate Change and Economy |

Tudal
14
15
16
17
18
19
20

| COMMITTEE | MEETING DATE | CHIEF OFFICER PORTFOLIO | AGENDA ITEM & PURPOSE OF REPORT | REPORT TYPE (Strategic or Operational) (Cabinet only) | PORTFOLIO (Cabinet only) |
|---|--------------|-----------------------------------|---|---|---|
| Environment & Economy Overview & Scrutiny Committee | 15/11/22 | Planning, Environment and Economy | <p>Biodiversity Sect.6 Reporting To update members on work to deliver the Environment Act Section 6 Biodiversity Duty Delivery Plan in order to report on action to Welsh Government.</p> | Operational | Cabinet Member for Climate Change and Economy |
| Environment & Economy Overview & Scrutiny Committee Tŷudalen 271 | 7/03/23 | Streetscene and Transportation | <p>Local Toilet Strategy The advise Scrutiny that the next statutory formal review point for our Local Toilet Strategy is required to follow the local government elections that were held in May 2022, and we now have one year from the date of the elections to review, revise, consult upon and publish updated strategies for our local area. This report sets out the approach being taken and the timescales of the review. This revised Local Toilet Strategy will be presented in March 2023.</p> | Strategic | Deputy Leader of the Council and Cabinet Member for Streetscene and the Regional Transport Strategy |

| COMMITTEE | MEETING DATE | CHIEF OFFICER PORTFOLIO | AGENDA ITEM & PURPOSE OF REPORT | REPORT TYPE (Strategic or Operational) (Cabinet only) | PORTFOLIO (Cabinet only) |
|---|--------------|-------------------------|---|---|---|
| Community & Housing Overview & Scrutiny Committee | 16/11/22 | Governance | Forward Work Programme and Action Tracking To consider the Forward Work Programme of the Community Housing & Assets Overview & Scrutiny Committee and to inform the Committee of progress against actions from previous meetings. | Operational | |
| Community & Housing Overview & Scrutiny Committee | 16/11/22 | Housing and Communities | Stores Contract To consider the Stores Contract. | Operational | Cabinet Member for Housing and Regeneration |
| Community & Housing Overview & Scrutiny Committee | 16/11/22 | Housing and Communities | Renting Homes Wales Act To outline changes proposed to the way all landlords in Wales rent their properties to be introduced from 1 December, 2022. | Operational | Cabinet Member for Housing and Regeneration |
| Community & Housing Overview & Scrutiny Committee | 16/11/22 | Housing and Communities | Refugees Update To provide an update on the settlement of Refugees across Flintshire. | Operational | Cabinet Member for Housing and Regeneration |

Tuesday 27/11/22

| COMMITTEE | MEETING DATE | CHIEF OFFICER PORTFOLIO | AGENDA ITEM & PURPOSE OF REPORT | REPORT TYPE (Strategic or Operational) (Cabinet only) | PORTFOLIO (Cabinet only) |
|---|--------------|-------------------------|--|---|---|
| Corporate Resources Overview & Scrutiny Committee | 17/11/22 | Overview and Scrutiny | Action Tracking To inform the Committee of progress against actions from previous meetings. | Operational | |
| Corporate Resources Overview & Scrutiny Committee | 17/11/22 | Overview and Scrutiny | Forward Work Programme To consider the Forward Work Programme of the Corporate Resources Overview & Scrutiny Committee. | Operational | |
| Corporate Resources Overview & Scrutiny Committee | 17/11/22 | Social Services | Joint Funded Care Packages To share a verbal update on the current situation on the long term debt with the Betsi Cadwaladr University Health Board since the last report was received. | Operational | Deputy Leader of the Council and Cabinet Member for Social Services and Wellbeing |
| Corporate Resources Overview & Scrutiny Committee | 17/11/22 | Finance | Medium Term Financial Strategy and Budget 2023/24 To provide an update on the additional budget requirement for the 2023/24 financial year in advance of the series of Overview & Scrutiny meetings in December. | Operational | Cabinet Member for Finance, Inclusion, Resilient Communities including Social Value and Procurement |

273

| COMMITTEE | MEETING DATE | CHIEF OFFICER PORTFOLIO | AGENDA ITEM & PURPOSE OF REPORT | REPORT TYPE (Strategic or Operational) (Cabinet only) | PORTFOLIO (Cabinet only) |
|---|--------------|-------------------------|--|---|---|
| Corporate Resources Overview & Scrutiny Committee | 17/11/22 | Finance | Capital Strategy Including Prudential Indicators 2023/24 to 2025/26 To present the Capital Strategy 2023/24 - 2025/26 for review. | Operational | Cabinet Member for Finance, Inclusion, Resilient Communities including Social Value and Procurement |
| Corporate Resources Overview & Scrutiny Committee Tuesday 27/4 | 17/11/22 | Chief Executive's | Revenue Budget Monitoring 2022/23 (Month 6) and Capital Programme 2022/23 (Month 6) The provide Members with the Revenue Budget Monitoring 2022/23 (Month 6) Report and the Capital Programme 2022/23 (Month 6) Report, and Significant Variances. | Operational | Cabinet Member for Finance, Inclusion, Resilient Communities including Social Value and Procurement |
| Corporate Resources Overview & Scrutiny Committee | 17/11/22 | Finance | Capital Programme 2023/24 – 2025/26 To present the Capital Programme 2023/24 - 2025/26 for review. | Operational | Cabinet Member for Finance, Inclusion, Resilient Communities including Social Value and Procurement |

| COMMITTEE | MEETING DATE | CHIEF OFFICER PORTFOLIO | AGENDA ITEM & PURPOSE OF REPORT | REPORT TYPE (Strategic or Operational) (Cabinet only) | PORTFOLIO (Cabinet only) |
|---|--------------|-------------------------|--|---|--|
| Corporate Resources Overview & Scrutiny Committee | 17/11/22 | Chief Executive's | Employment and Workforce Mid-year Update This report covers strategic updates in addition to the quarterly workforce statistics and their analysis. | Operational | |
| Cabinet | 22/11/22 | Governance | Council Tax Base for 2023/24 To approve the Council Tax Base for the financial year 2023/24 as part of the process of the revenue budget setting and Council Tax setting process for the new year. | Operational | Cabinet Member for Governance and Corporate Services including Health and Safety and Human Resources |
| Cabinet | 22/11/22 | Chief Executive's | Capital Programme Monitoring 2022/23 (Month 6) To present the Month 6 Capital Programme information for 2022/23. | Operational | Cabinet Member for Finance, Inclusion, Resilient Communities including Social Value and Procurement |
| Cabinet | 22/11/22 | Social Services | New Residential Care Facility in Flint - 'Croes Atti 2' To provide an update on progress at the new Croes Atti Residential Care Home, Flint. | Operational | Deputy Leader of the Council and Cabinet Member for Social Services and Wellbeing |

| COMMITTEE | MEETING DATE | CHIEF OFFICER PORTFOLIO | AGENDA ITEM & PURPOSE OF REPORT | REPORT TYPE (Strategic or Operational) (Cabinet only) | PORTFOLIO (Cabinet only) |
|----------------------------|--------------|-----------------------------------|---|---|---|
| Cabinet Tudalen 276 | 22/11/22 | Chief Executive's | <p>Revenue Budget Monitoring 2022/23 (Month 6) This regular monthly report provides the latest revenue budget monitoring position for 2022/23 for the Council Fund and Housing Revenue Account. The position is based on actual income and expenditure as at Month 6, and projects forward to year-end.</p> | Operational | Cabinet Member for Finance, Inclusion, Resilient Communities including Social Value and Procurement |
| Cabinet Tudalen 276 | 22/11/22 | Planning, Environment and Economy | <p>Shared Prosperity Fund To provide an update on the development of the programme and to request approval for the framework of priorities and processes needed to effectively operate the programme.</p> | Operational | Cabinet Member for Climate Change and Economy |

| COMMITTEE | MEETING DATE | CHIEF OFFICER PORTFOLIO | AGENDA ITEM & PURPOSE OF REPORT | REPORT TYPE (Strategic or Operational) (Cabinet only) | PORTFOLIO (Cabinet only) |
|-----------|--------------|-------------------------|--|---|--|
| Cabinet | 22/11/22 | Chief Executive's | Capital Strategy including Prudential Indicators 2023/24 – 2025/26 To present the Capital Strategy 2023/24 – 2025/26 for recommendation to Council. | Strategic | Cabinet Member for Finance, Inclusion, Resilient Communities including Social Value and Procurement |
| Cabinet | 22/11/22 | Governance | Consultation on the Reform of Business Rates To provide information on a Welsh Government consultation seeking views on the reform of Business Rates. | Operational | Cabinet Member for Governance and Corporate Services including Health and Safety and Human Resources |
| Cabinet | 22/11/22 | Chief Executive's | Medium Term Financial Strategy and Budget 2023/24 To provide an update to the additional budget requirement for the 2023/24 financial year in advance of the specific Overview and Scrutiny meetings to be held throughout December and in advance of the receipt of the Provisional Settlement on 14th December 2022. | Strategic | Cabinet Member for Finance, Inclusion, Resilient Communities including Social Value and Procurement |

| COMMITTEE | MEETING DATE | CHIEF OFFICER PORTFOLIO | AGENDA ITEM & PURPOSE OF REPORT | REPORT TYPE (Strategic or Operational) (Cabinet only) | PORTFOLIO (Cabinet only) |
|-----------|--------------|-----------------------------------|--|---|---|
| Cabinet | 22/11/22 | Housing and Communities | Renting Homes (Wales) Act 2016 To outline changes proposed to the way all landlords in Wales rent their properties to be introduced from 1 December 2022. | Strategic | Cabinet Member for Housing and Regeneration |
| Cabinet | 22/11/22 | Housing and Communities | Managed Stores Contract To approve the award of the managed stores contract via the ADRA All Wales materials framework. | Operational | Cabinet Member for Housing and Regeneration |
| Cabinet | 22/11/22 | Chief Executive's | Capital Programme 2023/24 – 2025/26 To present the Capital Programme 2023/24 – 2025/26 for recommendation to Council. | Strategic | Cabinet Member for Finance, Inclusion, Resilient Communities including Social Value and Procurement |
| Cabinet | 22/11/22 | Planning, Environment and Economy | Biodiversity Duty Update To provide an update on work to deliver the Environment Act Section 6 Biodiversity Duty Delivery Plan in order to report on action to Welsh Government. | Operational | Cabinet Member for Climate Change and Economy |

| COMMITTEE | MEETING DATE | CHIEF OFFICER PORTFOLIO | AGENDA ITEM & PURPOSE OF REPORT | REPORT TYPE (Strategic or Operational) (Cabinet only) | PORTFOLIO (Cabinet only) |
|------------------------|--------------|-----------------------------------|---|---|--|
| Cabinet | 22/11/22 | Planning, Environment and Economy | Levelling Up Fund To provide an update on the development of the programme and projects and to request an allocation of capital funding to meet the required match funding expected by UK Government. | Operational | Cabinet Member for Climate Change and Economy |
| Cabinet Tudalen 279 | 22/11/22 | Governance | Public Services Ombudsman for Wales Annual Letter 2021-22 and Complaints made against Flintshire County Council during the first half of 2022-23 To share the Public Services Ombudsman for Wales Annual Letter 2021-22. The report also provides an overview of complaints received by each portfolio of the Council between the period 1 April – 30 September 2022. | Operational | Cabinet Member for Governance and Corporate Services including Health and Safety and Human Resources |
| December | | | | | |

| COMMITTEE | MEETING DATE | CHIEF OFFICER PORTFOLIO | AGENDA ITEM & PURPOSE OF REPORT | REPORT TYPE (Strategic or Operational) (Cabinet only) | PORTFOLIO (Cabinet only) |
|--|--------------|-------------------------|---|---|--|
| Education, Youth & Culture Overview & Scrutiny Committee | 1/12/22 | Governance | <p>Forward Work Programme and Action Tracking To consider the Forward Work Programme of the Education, Youth & Culture Overview & Scrutiny Committee and to inform the Committee of progress against actions from previous meetings.</p> | Operational | |
| Education, Youth & Culture Overview & Scrutiny Committee | 1/12/22 | Finance | <p>MTFS & Budget Setting 2023-24 (Stage 2) (EY&C OSC) That the Committee reviews and comments on the cost pressures and overall budget strategy, and advises on any areas of cost efficiency it would like to see explored further.</p> | Strategic | Cabinet Member for Finance, Inclusion, Resilient Communities including Social Value and Procurement, Leader of the Council and Cabinet Member for Education, Welsh Language, Culture and Leisure |

Tuesday 280

| COMMITTEE | MEETING DATE | CHIEF OFFICER PORTFOLIO | AGENDA ITEM & PURPOSE OF REPORT | REPORT TYPE (Strategic or Operational) (Cabinet only) | PORTFOLIO (Cabinet only) |
|--|--------------|-------------------------|--|---|---|
| Education, Youth & Culture Overview & Scrutiny Committee | 1/12/22 | Education and Youth | Elective Home Education To provide the Committee with an update on the levels of pupils being Electively Home Educated and the Council's oversight of this group of learners. | Operational | Leader of the Council and Cabinet Member for Education, Welsh Language, Culture and Leisure |
| Education, Youth & Culture Overview & Scrutiny Committee | 1/12/22 | Chief Executive's | Council Plan 2022-23 Mid-Year Performance Reporting (EYC OSC) To review the levels of progress in the achievement of activities and performance levels identified in the Council Plan. | Operational | Leader of the Council and Cabinet Member for Education, Welsh Language, Culture and Leisure |
| Education, Youth & Culture Overview & Scrutiny Committee | 1/12/22 | Education and Youth | Integrated Youth Provision – Delivery Plan Update To provide an update to the Committee on the Integrated Youth Provision Delivery Plan | Operational | Leader of the Council and Cabinet Member for Education, Welsh Language, Culture and Leisure |

| COMMITTEE | MEETING DATE | CHIEF OFFICER PORTFOLIO | AGENDA ITEM & PURPOSE OF REPORT | REPORT TYPE (Strategic or Operational) (Cabinet only) | PORTFOLIO (Cabinet only) |
|--|--------------|-------------------------|---|---|---|
| Social & Health Care Overview & Scrutiny Committee | 8/12/22 | Governance | Forward Work Programme and Action Tracking To consider the Forward Work Programme of the Social & Health Care Overview & Scrutiny Committee and to inform the Committee of progress against actions from previous meetings. | Operational | |
| Social & Health Care Overview & Scrutiny Committee | 8/12/22 | Social Services | Annual Report of the North Wales Regional Partnership Board 2021/2022 To provide information with regards to the North Wales Regional Partnership Board and its activities during 2021/22. | Operational | Deputy Leader of the Council and Cabinet Member for Social Services and Wellbeing |

Tuesday 28/2

| COMMITTEE | MEETING DATE | CHIEF OFFICER PORTFOLIO | AGENDA ITEM & PURPOSE OF REPORT | REPORT TYPE (Strategic or Operational) (Cabinet only) | PORTFOLIO (Cabinet only) |
|---|--------------|-------------------------|--|---|--|
| Social & Health Care Overview & Scrutiny Committee | 8/12/22 | Finance | MTFS & Budget Setting 2023-24 (Stage 2) (S&HC OSC) That the Committee reviews and comments on the cost pressures and overall budget strategy, and advises on any areas of cost efficiency it would like to see explored further. | Strategic | Cabinet Member for Finance, Inclusion, Resilient Communities including Social Value and Procurement, Deputy Leader of the Council and Cabinet Member for Social Services and Wellbeing |
| Environment & Economy Overview & Scrutiny Committee | 13/12/22 | Governance | Forward Work Programme and Action Tracking To consider the Forward Work Programme of the Environment & Economy Overview & Scrutiny Committee and to inform the Committee of progress against actions from previous meetings. | Operational | |

| COMMITTEE | MEETING DATE | CHIEF OFFICER PORTFOLIO | AGENDA ITEM & PURPOSE OF REPORT | REPORT TYPE (Strategic or Operational) (Cabinet only) | PORTFOLIO (Cabinet only) |
|---|--------------|-----------------------------------|--|---|---|
| Environment & Economy Overview & Scrutiny Committee | 13/12/22 | Planning, Environment and Economy | Housing regeneration grants and loans policy to ask the Scrutiny Committee to review the draft refreshed Housing Regeneration Grants and Loans Policy and to recommend approval to Cabinet. | Operational | Cabinet Member for Climate Change and Economy |
| Environment & Economy Overview & Scrutiny Committee | 13/12/22 | Planning, Environment and Economy | Communities for Work To update the Scrutiny Committee on the work of the employability programmes and on the closure of the Communities 4 Work programme and any implications for the Council arising. | Operational | Cabinet Member for Climate Change and Economy |
| Environment & Economy Overview & Scrutiny Committee | 13/12/22 | Planning, Environment and Economy | Wepre Park Management plan To present and agree the new Wepre Park management plan. | Operational | Cabinet Member for Climate Change and Economy |

Tuesday 284

| COMMITTEE | MEETING DATE | CHIEF OFFICER PORTFOLIO | AGENDA ITEM & PURPOSE OF REPORT | REPORT TYPE (Strategic or Operational) (Cabinet only) | PORTFOLIO (Cabinet only) |
|--|--------------|-------------------------|---|---|---|
| Environment & Economy Overview & Scrutiny Committee Tudalalen 285 | 13/12/22 | Finance | MTFS & Budget Setting 2023-24 (Stage 2) (E&E OSC) That the Committee reviews and comments on the cost pressures and overall budget strategy, and advises on any areas of cost efficiency it would like to see explored further. | Strategic | Cabinet Member for Planning, Public Health and Public Protection, Deputy Leader of the Council and Cabinet Member for Streetscene and the Regional Transport Strategy, Cabinet Member for Climate Change and Economy, Cabinet Member for Finance, Inclusion, Resilient Communities including Social Value and Procurement |

| COMMITTEE | MEETING DATE | CHIEF OFFICER PORTFOLIO | AGENDA ITEM & PURPOSE OF REPORT | REPORT TYPE (Strategic or Operational) (Cabinet only) | PORTFOLIO (Cabinet only) |
|--|--------------|-------------------------|---|---|--|
| Environment & Economy Overview & Scrutiny Committee Tudalen 286 | 13/12/22 | Chief Executive's | Council Plan 2022-23 Mid-Year Performance Reporting (EE OSC) To review the levels of progress in the achievement of activities and performance levels identified in the Council Plan. | Operational | Cabinet Member for Climate Change and Economy, Cabinet Member for Planning, Public Health and Public Protection, Deputy Leader of the Council and Cabinet Member for Streetscene and the Regional Transport Strategy |
| Flintshire County Council | 13/12/22 | Chief Executive's | Capital Strategy including Prudential Indicators 2023/24 – 2025/26 To present the Capital Strategy 2023/24 – 2025/26 for approval | | |
| Flintshire County Council | 13/12/22 | Chief Executive's | Capital Programme 2023/24 – 2025/26 To present the Capital Programme 2023/24 – 2025/26 for approval | | |

| COMMITTEE | MEETING DATE | CHIEF OFFICER PORTFOLIO | AGENDA ITEM & PURPOSE OF REPORT | REPORT TYPE (Strategic or Operational) (Cabinet only) | PORTFOLIO (Cabinet only) |
|---|---------------------|--------------------------------|---|--|---|
| Community & Housing Overview & Scrutiny Committee | 14/12/22 | Governance | Forward Work Programme and Action Tracking To consider the Forward Work Programme of the Community Housing & Assets Overview & Scrutiny Committee and to inform the Committee of progress against actions from previous meetings. | Operational | |
| Community & Housing Overview & Scrutiny Committee | 14/12/22 | Chief Executive's | Council Plan 2022-23 Mid-Year Performance Reporting (CHA OSC) To review the levels of progress in the achievement of activities and performance levels identified in the Council Plan. | Operational | Cabinet Member for Housing and Regeneration |
| Community & Housing Overview & Scrutiny Committee | 14/12/22 | Housing and Communities | Flintshire Housing Need Prospectus To provide an update on the Housing Need Prospectus which informs the Social Housing Grant Programme. | Operational | Cabinet Member for Housing and Regeneration |
| Community & Housing Overview & Scrutiny Committee | 14/12/22 | Housing and Communities | Housing Strategy To provide an update on the Housing Strategy. | Operational | Cabinet Member for Housing and Regeneration |

| COMMITTEE | MEETING DATE | CHIEF OFFICER PORTFOLIO | AGENDA ITEM & PURPOSE OF REPORT | REPORT TYPE (Strategic or Operational) (Cabinet only) | PORTFOLIO (Cabinet only) |
|---|--------------|-------------------------|--|---|--|
| Community & Housing Overview & Scrutiny Committee | 14/12/22 | Finance | <p>MTFS & Budget Setting 2023-24 (Stage 2) (C&H OSC)</p> <p>That the Committee reviews and comments on the cost pressures and overall budget strategy, and advises on any areas of cost efficiency it would like to see explored further.</p> | Strategic | Cabinet Member for Housing and Regeneration, Cabinet Member for Finance, Inclusion, Resilient Communities including Social Value and Procurement |
| Community & Housing Overview & Scrutiny Committee | 14/12/22 | Housing and Communities | <p>Housing Revenue Account (HRA) 30 Year Financial Business Plan</p> <p>To consider the proposed Housing Revenue Account (HRA) Budget for 2023/24 and the HRA Business Plan.</p> | Strategic | Cabinet Member for Housing and Regeneration |
| Corporate Resources Overview & Scrutiny Committee | 15/12/22 | Governance | <p>Work of the Coroner's Office</p> <p>To receive a presentation from John Gittins on the work of the Coroner's Office.</p> | Operational | |

| COMMITTEE | MEETING DATE | CHIEF OFFICER PORTFOLIO | AGENDA ITEM & PURPOSE OF REPORT | REPORT TYPE (Strategic or Operational) (Cabinet only) | PORTFOLIO (Cabinet only) |
|---|--------------|-------------------------|---|---|--|
| Corporate Resources Overview & Scrutiny Committee | 15/12/22 | Chief Executive's | <p>Council Plan 2022-23 Mid-Year Performance Reporting (CROSC)) To review the levels of progress in the achievement of activities and performance levels identified in the Council Plan.</p> | Operational | Cabinet Member for Governance and Corporate Services including Health and Safety and Human Resources |
| Corporate Resources Overview & Scrutiny Committee | 15/12/22 | Social Services | <p>Social Value Performance and Progress Update To provide members with performance data on the social value generated in Flintshire for the reporting periods and a progress update on work undertaken and planned in relation to the broader social value work programme.</p> | Operational | Cabinet Member for Finance, Inclusion, Resilient Communities including Social Value and Procurement |

| COMMITTEE | MEETING DATE | CHIEF OFFICER PORTFOLIO | AGENDA ITEM & PURPOSE OF REPORT | REPORT TYPE (Strategic or Operational) (Cabinet only) | PORTFOLIO (Cabinet only) |
|--|--------------|-------------------------|---|---|---|
| Corporate Resources Overview & Scrutiny Committee Tudalen 290 | 15/12/22 | Finance | MTFS & Budget Setting 2023-24 (Stage 2) (CROSC) That the Committee reviews and comments on the cost pressures and overall budget strategy, and advises on any areas of cost efficiency it would like to see explored further. | Strategic | Cabinet Member for Finance, Inclusion, Resilient Communities including Social Value and Procurement, Cabinet Member for Governance and Corporate Services including Health and Safety and Human Resources |

| COMMITTEE | MEETING DATE | CHIEF OFFICER PORTFOLIO | AGENDA ITEM & PURPOSE OF REPORT | REPORT TYPE (Strategic or Operational) (Cabinet only) | PORTFOLIO (Cabinet only) |
|---|--------------|-----------------------------------|--|---|--|
| Corporate Resources Overview & Scrutiny Committee | 15/12/22 | Governance | <p>Public Services Ombudsman for Wales Annual Letter 2021-22 and Complaints made against Flintshire County Council during the first half of 2022-23</p> <p>To share the Public Services Ombudsman for Wales Annual Letter 2021-22. The report also provides an overview of complaints received by each portfolio of the Council between the period 1 April - 30 September 2022.</p> | Operational | Cabinet Member for Governance and Corporate Services including Health and Safety and Human Resources |
| Cabinet | 20/12/22 | Planning, Environment and Economy | <p>Wepre Park Management plan</p> <p>To present and agree the new Wepre Park management plan.</p> | Operational | Cabinet Member for Climate Change and Economy |

Tudalen 299

| COMMITTEE | MEETING DATE | CHIEF OFFICER PORTFOLIO | AGENDA ITEM & PURPOSE OF REPORT | REPORT TYPE (Strategic or Operational) (Cabinet only) | PORTFOLIO (Cabinet only) |
|------------------------|--------------|-----------------------------------|---|---|---|
| Cabinet | 20/12/22 | Social Services | Social Value Performance and Progress Update To provide performance data on the social value generated in Flintshire for the reporting periods and a progress update on work undertaken and planned in relation to the broader social value work programme. | Operational | Cabinet Member for Finance, Inclusion, Resilient Communities including Social Value and Procurement |
| Cabinet Tudalen 293 | 20/12/22 | Planning, Environment and Economy | Housing regeneration grants and loans policy To ask Cabinet to review and approve the draft refreshed Housing Regeneration Grants and Loans Policy. | Operational | Cabinet Member for Climate Change and Economy |
| Cabinet | 20/12/22 | Planning, Environment and Economy | Communities for Work To provide an update on the work of the employability programmes and on the closure of the Communities 4 Work programme and any implications for the Council arising. | Operational | Cabinet Member for Climate Change and Economy |
| January | | | | | |

| COMMITTEE | MEETING DATE | CHIEF OFFICER PORTFOLIO | AGENDA ITEM & PURPOSE OF REPORT | REPORT TYPE (Strategic or Operational) (Cabinet only) | PORTFOLIO (Cabinet only) |
|---|--------------|--------------------------------|--|---|---|
| Environment & Economy Overview & Scrutiny Committee | 10/01/23 | Governance | Forward Work Programme and Action Tracking To consider the Forward Work Programme of the Environment & Economy Overview & Scrutiny Committee and to inform the Committee of progress against actions from previous meetings. | Operational | |
| Environment & Economy Overview & Scrutiny Committee | 10/01/23 | Streetscene and Transportation | Waste Strategy To review the Councils current Waste Strategy with the objective of achieving Welsh Government statutory recycling targets. | Strategic | Deputy Leader of the Council and Cabinet Member for Streetscene and the Regional Transport Strategy |
| Environment & Economy Overview & Scrutiny Committee | 10/01/23 | Streetscene and Transportation | Grass Cutting Policy To advise Scrutiny of the revised Grass Cutting Policy. | Strategic | Deputy Leader of the Council and Cabinet Member for Streetscene and the Regional Transport Strategy |

Tudalen 294

| COMMITTEE | MEETING DATE | CHIEF OFFICER PORTFOLIO | AGENDA ITEM & PURPOSE OF REPORT | REPORT TYPE (Strategic or Operational) (Cabinet only) | PORTFOLIO (Cabinet only) |
|---|--------------|--------------------------------|---|---|---|
| Environment & Economy Overview & Scrutiny Committee | 10/01/23 | Streetscene and Transportation | <p>Streetscene Standards The Streetscene Standards have not been reviewed since 2019. This reports reviews the existing standards and recommend amendments to ensure that the service continues to delivers to the needs and expectations of the public.</p> | Operational | Deputy Leader of the Council and Cabinet Member for Streetscene and the Regional Transport Strategy |
| Community & Housing Overview & Scrutiny Committee | 11/01/23 | Governance | <p>Forward Work Programme and Action Tracking To consider the Forward Work Programme of the Community Housing & Assets Overview & Scrutiny Committee and to inform the Committee of progress against actions from previous meetings.</p> | Operational | |
| Community & Housing Overview & Scrutiny Committee | 11/01/23 | Housing and Communities | <p>Tenant Engagement Strategy To present to committee the draft tenant engagement strategy and provide information on the tenants federation and other forms of consultation.</p> | Operational | Cabinet Member for Housing and Regeneration |

Tuesday 29/11/23

| COMMITTEE | MEETING DATE | CHIEF OFFICER PORTFOLIO | AGENDA ITEM & PURPOSE OF REPORT | REPORT TYPE (Strategic or Operational) (Cabinet only) | PORTFOLIO (Cabinet only) |
|---|--------------|-------------------------|---|---|---|
| Community & Housing Overview & Scrutiny Committee | 11/01/23 | Housing and Communities | Housing Register Service – Customer Satisfaction To present to the Committee the outcome of the customer satisfaction survey and how the Service was addressing and better understanding the data. | Operational | Cabinet Member for Housing and Regeneration |
| Community & Housing Overview & Scrutiny Committee | 11/01/23 | Housing and Communities | Sheltered Housing Review To provide an update to the Committee following the Sheltered Housing review. | Operational | Cabinet Member for Housing and Regeneration |
| Community & Housing Overview & Scrutiny Committee | 11/01/23 | Housing and Communities | Welfare Reform Update /Housing Rent Income To provide an update on the impacts of welfare reforms and the work that is ongoing to mitigate them. To include information on the Tenancy Hardship Grant Scheme (THG). | Operational | Cabinet Member for Housing and Regeneration |

Tuesday 29th
 11/2023

| COMMITTEE | MEETING DATE | CHIEF OFFICER PORTFOLIO | AGENDA ITEM & PURPOSE OF REPORT | REPORT TYPE (Strategic or Operational) (Cabinet only) | PORTFOLIO (Cabinet only) |
|---|--------------|-------------------------|--|---|--|
| Community & Housing Overview & Scrutiny Committee | 11/01/23 | Housing and Communities | Temporary Accommodation Audit Update To provide a progress report on the action plan for service improvement following the audit of the Temporary Accommodation. | Operational | Cabinet Member for Housing and Regeneration |
| Corporate Resources Overview & Scrutiny Committee | 12/01/23 | Governance | Joint Procurement Service Annual Report 2021/22 To receive a performance update report on the Joint Procurement Service with Denbighshire County Council. | Operational | |
| Cabinet | 17/01/23 | Social Services | Maes Gwern To provide Cabinet with an update on progress at the new Maes Gwern development in Mold | Operational | Deputy Leader of the Council and Cabinet Member for Social Services and Wellbeing |
| Cabinet | 17/01/23 | Governance | Joint Procurement Service Annual Report 2021/22 To receive a performance update report on the Joint Procurement Service with Denbighshire County Council. | Operational | Cabinet Member for Governance and Corporate Services including Health and Safety and Human Resources |

| COMMITTEE | MEETING DATE | CHIEF OFFICER PORTFOLIO | AGENDA ITEM & PURPOSE OF REPORT | REPORT TYPE (Strategic or Operational) (Cabinet only) | PORTFOLIO (Cabinet only) |
|--|--------------|-------------------------|---|---|--|
| Social & Health Care Overview & Scrutiny Committee | 19/01/23 | Governance | Forward Work Programme and Action Tracking To consider the Forward Work Programme of the Social & Health Care Overview & Scrutiny Committee and to inform the Committee of progress against actions from previous meetings. | Operational | |
| Flintshire County Council | 24/01/23 | Finance | Financial Procedure Rules To approve the Financial Procedure Rules. | | |
| Governance and Audit Committee | 25/01/23 | Governance | Public Services Ombudsman for Wales Annual Letter 2021-22 and Complaints made against Flintshire County Council during the first half of 2022-23 To share the Public Services Ombudsman for Wales Annual Letter 2021-22. The report also provides an overview of complaints received by each portfolio of the Council between the period 1 April - 30 September 2022. | All Report Types | Cabinet Member for Governance and Corporate Services including Health and Safety and Human Resources |

Tuedden 2023

| COMMITTEE | MEETING DATE | CHIEF OFFICER PORTFOLIO | AGENDA ITEM & PURPOSE OF REPORT | REPORT TYPE (Strategic or Operational) (Cabinet only) | PORTFOLIO (Cabinet only) |
|--|--------------|-----------------------------------|--|---|---|
| Governance and Audit Committee | 25/01/23 | Planning, Environment and Economy | Climate Change Strategy To report on progress with the Climate Change Strategy for 2022-2030. | Operational | Cabinet Member for Climate Change and Economy |
| Governance and Audit Committee | 25/01/23 | Governance | Governance & Audit Committee Self-Assessment To present the results of the Committee's self-assessment which will feed into the preparation of the Annual Governance Statement. It will also form the basis for the provision of any further training required by the Committee. | All Report Types | |
| February | | | | | |
| Education, Youth & Culture Overview & Scrutiny Committee | 2/02/23 | Education and Youth | Music Service Theatr Clwyd To provide the Committee with information on the Music Service, including numbers of learners. | Operational | Leader of the Council and Cabinet Member for Education, Welsh Language, Culture and Leisure |
| March | | | | | |

Tudalen 299

| COMMITTEE | MEETING DATE | CHIEF OFFICER PORTFOLIO | AGENDA ITEM & PURPOSE OF REPORT | REPORT TYPE (Strategic or Operational) (Cabinet only) | PORTFOLIO (Cabinet only) |
|--|--------------|-------------------------|--|---|---|
| Community & Housing Overview & Scrutiny Committee | 8/03/23 | Housing and Communities | Dynamic Resource Scheduler (DRS) System Update To provide an update following implementation of the DRS System. | Operational | Cabinet Member for Housing and Regeneration |
| Education, Youth & Culture Overview & Scrutiny Committee | 23/03/23 | Education and Youth | Anti-racist Wales Action Plan To outline how the Council is meeting the requirements of the Welsh Government Anti-racist Wales Action Plan in line with the development of the new Curriculum for Wales. | Operational | Leader of the Council and Cabinet Member for Education, Welsh Language, Culture and Leisure |
| April | | | | | |

Tudalen 300

Eitem ar gyfer y Rhaglen 18

Yn rhinwedd paragraff(au) 14 of Part 4 of Schedule 12A
o Ddeddf Llywodraeth Leol 1972.

Dogfen Gyfyngedig - Ni ddylid ei chyhoeddi

Mae'r dudalen hon yn wag yn bwrpasol

Yn rhinwedd paragraff(au) 14 of Part 4 of Schedule 12A
o Ddeddf Llywodraeth Leol 1972.

Dogfen Gyfyngedig - Ni ddylid ei chyhoeddi

Mae'r dudalen hon yn wag yn bwrpasol

Yn rhinwedd paragraff(au) 14 of Part 4 of Schedule 12A
o Ddeddf Llywodraeth Leol 1972.

Dogfen Gyfyngedig - Ni ddylid ei chyhoeddi

Mae'r dudalen hon yn wag yn bwrpasol